

PDMP Best Practices: Florida's Success

Rebecca Poston, BPharm, MHL
PDMP Program Manager - Florida

Today's Focus: PDMPs

- Ensure access to controlled substances for legitimate medical purposes
- Education and statistics
- Public health initiatives
- Early intervention and prevention
- Investigation and enforcement

What is a Prescription Drug Monitoring Program?

- Collects controlled substance prescription records from dispensers state-wide
- Provides prescription histories and other compiled data to authorized end-users for use in clinical care, law enforcement, professional practice regulation, research and evaluation

Key Legislative Components

- Enrollment conditions
- Query conditions
- Data submission intervals
- Use of delegates
- Proactive analysis of unsolicited reports
- Interstate data sharing
- Data evaluation

PDMP Comparison

- 24 capture patient identification
- 46 capture method of payment
- 50 collect data less than 7 days
- 11 have HIE integration
- 46 allow unsolicited reports/alerts
- 28 have mandatory enrollment
- 32 have mandatory utilization
- 47 allow delegate access
- 37 engage in interstate data sharing

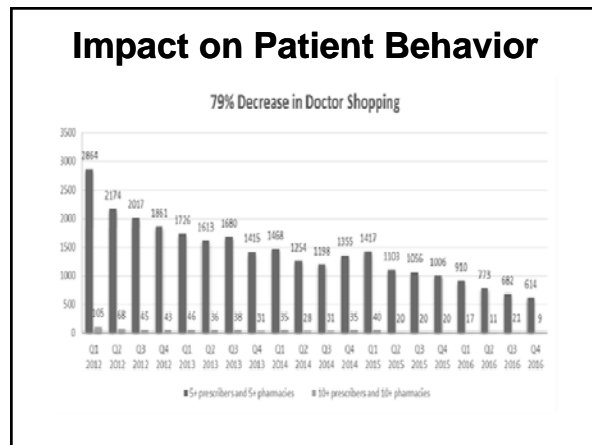
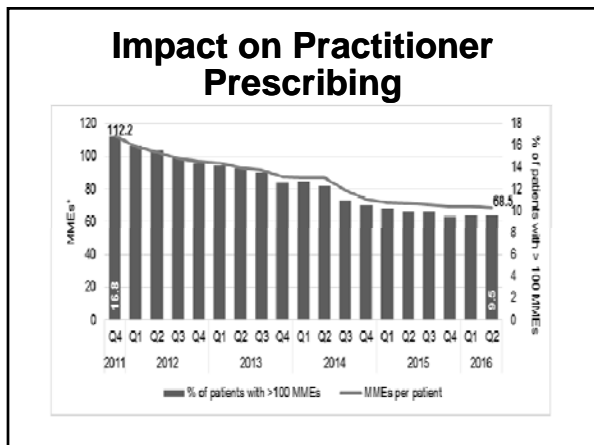
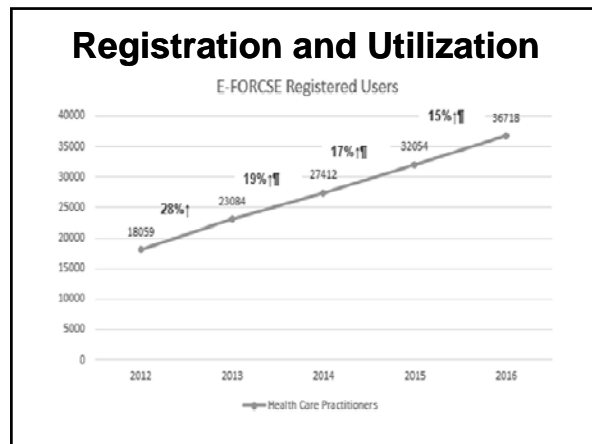
Recommended PDMP Best Practices

- Collect positive identification of patient
- Collect data on method of payment
- Collect data in timely intervals
- Integrate PDMP reports with HIEs/EHRs
- Send unsolicited reports/alerts to appropriate users
- Mandate enrollment and utilization
- Allow delegate access
- Enact and implement interstate data sharing
- Stable funding

Florida Registration and Utilization

Registration and Utilization by License Type (All County as of December, 2016)

| License Type | Number of Registrants | Number of Users | Registrants that have queried (%) | Number of Queries | Queries per User |
|--|-----------------------|-----------------|-----------------------------------|-------------------|------------------|
| Advanced Registered Nurse Practitioner | 2,731 | 1,902 | 71.5% | 112,712 | 464 |
| Dentist | 974 | 983 | 95.9% | 23,712 | 40 |
| Medical Doctor | 11,815 | 9,710 | 70.9% | 10,100,918 | 1,042 |
| Ophthalmologist | 15 | 4 | 26.7% | 12 | 3 |
| Podiatrist/Physician | 2,953 | 2,076 | 70.3% | 2,195,518 | 1,062 |
| Pharmacist | 17,323 | 15,700 | 90.6% | 27,889,200 | 1,147 |
| Physician Assistant | 1,577 | 1,487 | 78.2% | 586,497 | 400 |
| Podiatric Physician | 228 | 124 | 54.4% | 8,395 | 68 |
| Grand Total | 39,925 | 31,829 | 79.7% | 31,526,412 | 990 |



- ### Florida's Successes
- Increased dispenser reporting
 - Increased prescriber enrollment and utilization
 - Reduced morphine milligram equivalent dosing prescribed
 - Reduced the number of individuals having multiple provider episodes

Contact Information

Rebecca Poston
(850) 245-4444 x 3700
Rebecca.Poston@flhealth.gov
www.e-forcse.com