



Sexual Violence Prevention and Education Program

ALABAMA



2008

ANNUAL REPORT

ADPH

ALABAMA DEPARTMENT OF PUBLIC HEALTH

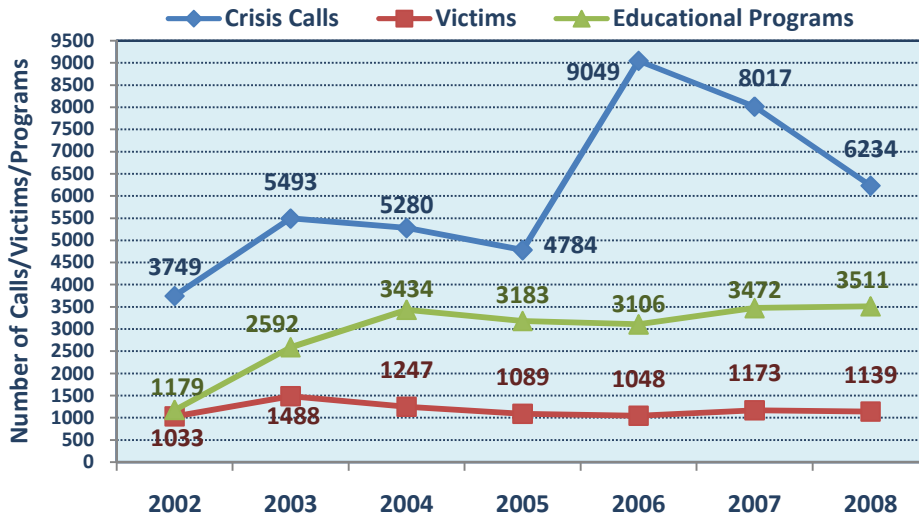
Rape and Sexual Violence in Alabama 2008

This report is a compilation of data collected from 15 member rape crisis centers around the state. Data includes the number of crisis line calls received, school and community-based prevention education programs, professional training, as well as intervention services provided, rapes reported, and counties where assaults took place.

Savannah Mehren, Program Manager
Dr. Debra Hodges, Research Unit Director

Sexual Violence Prevention and Education Grant Number CE07-70103CONT09 from the CDC, NCIPC

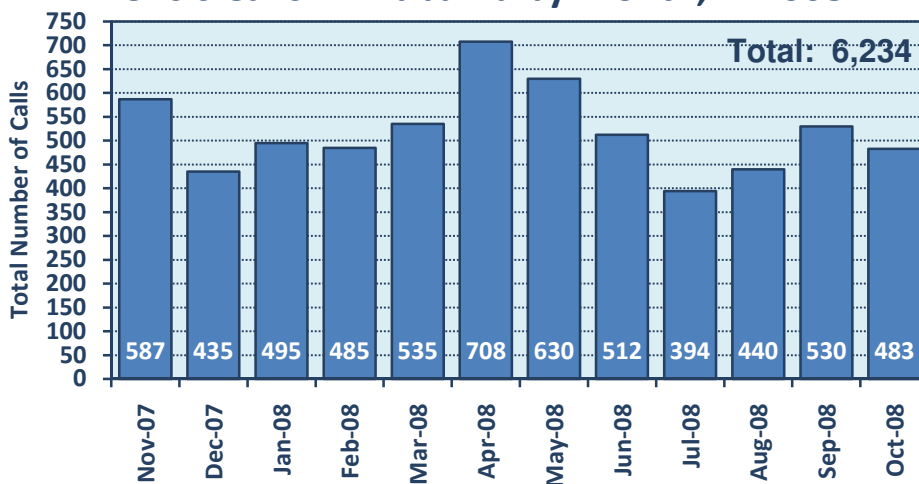
2002 - 2008 Trends in Alabama Crisis Centers



All calls to crisis centers' published hotlines are represented as crisis calls. There is a great deal of variation in the numbers of crisis calls received during this 7 year period. The steep increase in crisis calls in 2006 is primarily due to higher awareness of crisis centers created by the educational programs. Education programs tripled in numbers from 2002 until 2004, and have continued at the higher rate. Such programs would not produce an instant reflection in the rates of crisis calls but would naturally show a delayed increase as callers have a need for the services provided. The crisis call rates have remained at a higher rate during the past 3 years. A contributing factor to this steep peak in crisis calls may also be changes made to the software used to collect data during late 2005. It appears to be more efficiently collecting call data.

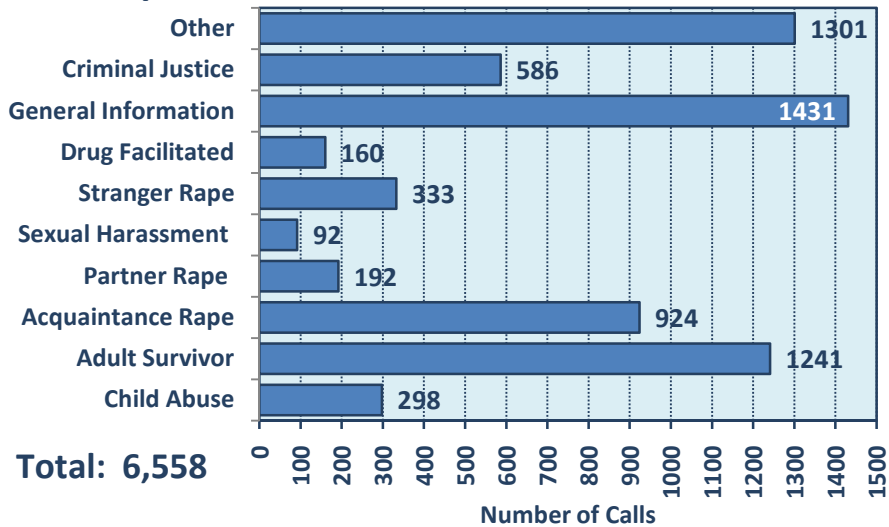
Reported victims have fluctuated mildly during the past years, despite the growth in both crisis calls and educational programs. The educational programs are intended to prevent sexual assault, while simultaneously increasing awareness of the crisis centers. So the pattern of victims shown above appears entirely reasonable: there may be fewer victims overall, but more of them are calling crisis centers because of increased awareness of the services offered by the crisis centers.

Crisis Calls in Alabama by Month, FY2008



The 15 Rape Crisis Centers in Alabama received 6,234 calls during the fiscal year 2008. This averages 520 calls per month within the state of Alabama.

Topics of Crisis Calls in Alabama, FY2008

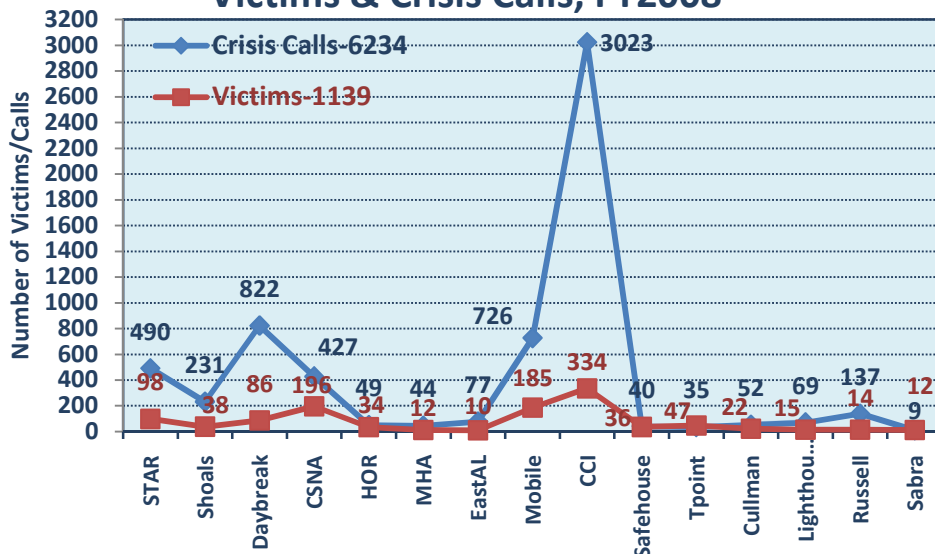


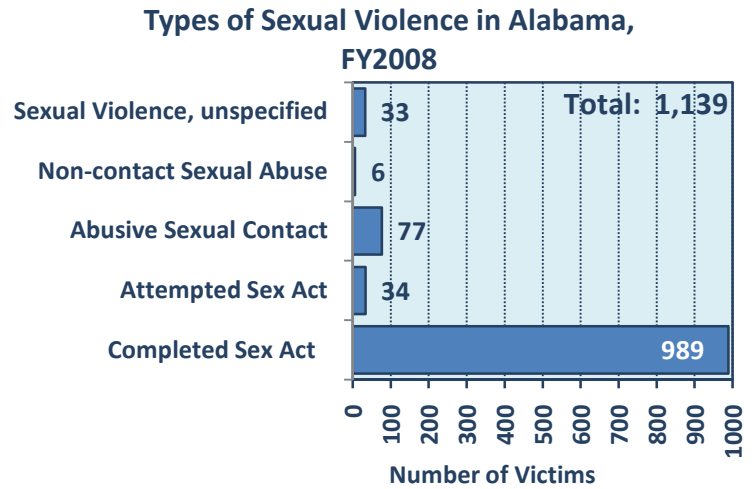
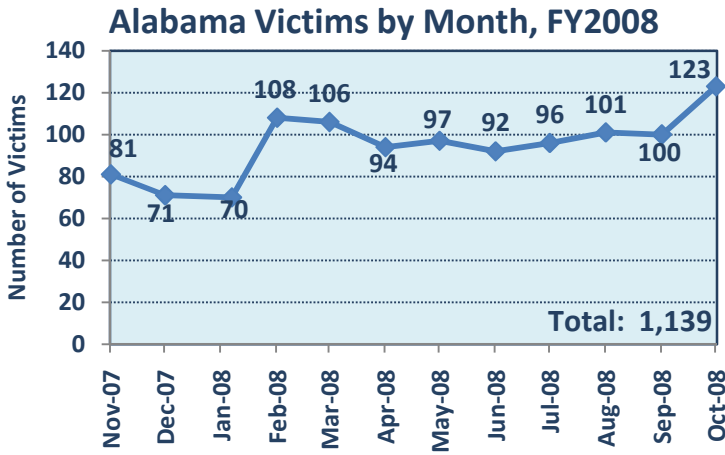
Note: More than one topic may be discussed per call.

The most common topics that callers want to discuss with crisis centers are listed in the chart above. Most calls are to elicit general information or to discuss the topics listed above. The high number of callers in the “other” category is because there is not a separate category for follow-up calls. Frequently, a caller will discuss more than one topic, so the total number of topics is always equal to or greater than the total number of callers.

The chart below shows the direct relationship of crisis calls to reported victims. The number of crisis calls received should always be greater than or equal to the number of victims reported. The exceptions are when a crisis center has walk-in victims, or, while counseling a domestic violence victim, sexual violence may be uncovered. In such cases, there would not be a corresponding crisis call. Even in smaller crisis centers where there is not a fully manned 24 hour crisis call line, but a staff member carrying a beeper or cell phone, calls should be logged at a later time as crisis calls received.

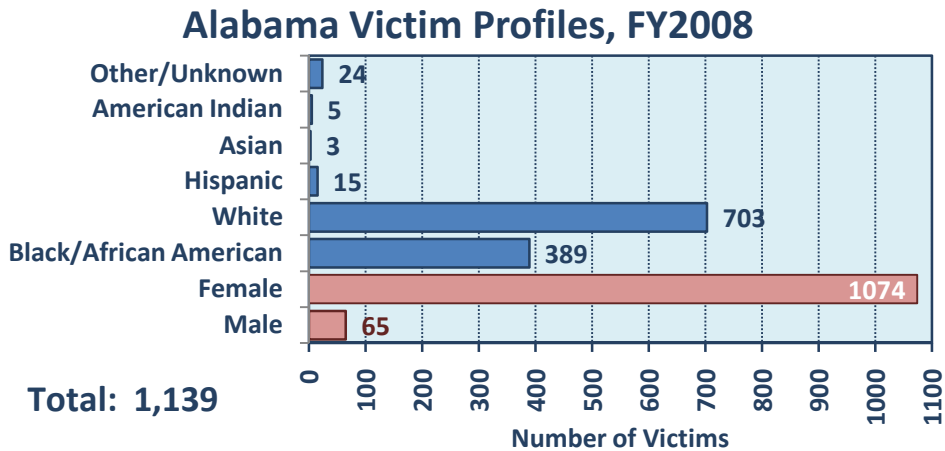
Victims & Crisis Calls, FY2008





It is difficult to determine a pattern of reported victims by month, but the crisis centers in Alabama receive an overall average of 95 reported victims per month. It is important to make the distinction that these are “reported victims” as many rapes are never reported to any agency that tracks such data. Reported victims vary widely between agencies, as well. Even though many victims decline to report sexual assaults to law enforcement agencies, the numbers of victims reported within the criminal justice system is significantly higher than those reported to crisis centers.

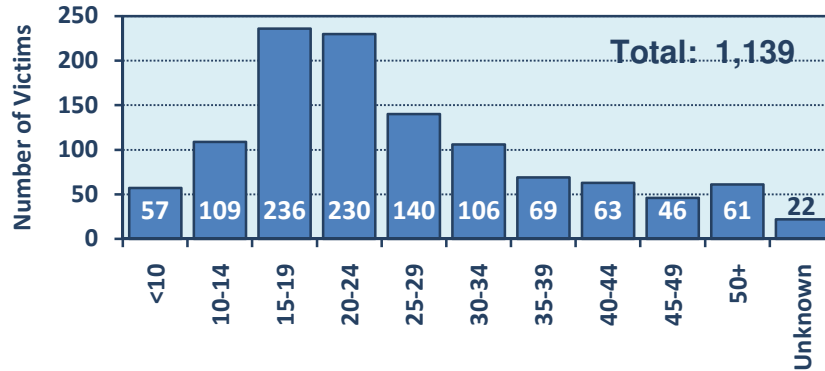
In Alabama, the type of sexual violence reported through the crisis centers is most often the completed sex act. This category represented 86.8% of reported victims during the 2008 fiscal year. The crisis centers do record non-contact sexual abuse and attempted sex acts, but far fewer of those categories are reported. This may be due to denial of these categories as worthy of reporting by victims. It is unknown how many potential victims of these acts may make calls to the crisis centers for general information without disclosing such victimizations.



The common perception of a rape victim is a female, but in Alabama in 2008, 5.7% of reported victims were males of varying ages. Although 2.1% of victims’ race was unknown or other, sexual assaults to Asians and Hispanics in Alabama appears to be under-reported. According to the U. S. Census Bureau, the growth of Hispanics in Alabama and other deep South states is outpacing the national average. The U.S. Department of Justice reports that Hispanic women are significantly less likely than Non-Hispanic women to report rape.

According to recent U.S. Census Bureau estimates, the overall proportion of Black or African American sexual assault victims (34.2%) is slightly larger than the population indicates (26.3%) and the reverse is true with the White population (61.7% White victims; 71.2% White population).

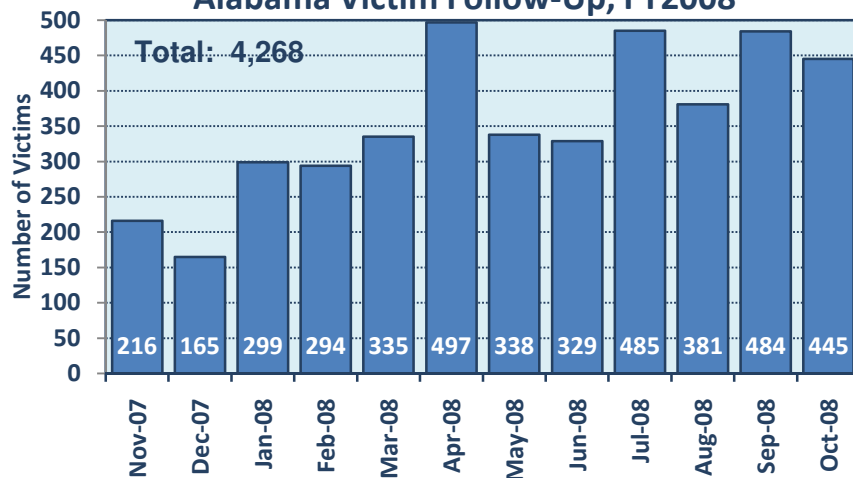
Alabama Victims by Age Group, FY2008



The age breakdowns of reported victims are shown in the chart above. It is notable that compared to national rape statistics, the higher age groups have more reported victims than expected and the younger age groups have fewer reported victims than expected. The U.S. Department of Justice reports rapes of women over 50 average 1%, while Alabama data show 5.4%. Criminal justice authorities report that 1 in every 7 victims is under 6 years of age (14%). National crime statistics report that 67% of all victims were juveniles (18 and under) at the time of the crime. The data collected in Alabama show 35% are 19 or younger, a much lower percentage. There are mandatory reporting laws in this state for many professionals—therefore suspected crimes against children are usually reported to the Alabama Department of Human Resources or through law enforcement agencies. As education programs in Alabama reach younger target audiences, crisis centers may need to have procedures in place in the future to deal effectively with crisis calls from children of all ages.

State crime statistics show that 52% of sexual assaults were perpetrated by an acquaintance or friend and 14% were committed by a family member. According to the Alabama Criminal Justice Information Center only 10% of rapes are committed by strangers. The U. S. Department of Justice states that victims are more likely to report a stranger rape, yet they estimate that 54% of completed stranger rapes were not reported. The same article states that the “closer the relationship between the female victim and the offender, the greater the likelihood that the police would not be told about the rape or sexual assault (U.S. Department of Justice, August 2002, NCJ 194530).”

Alabama Victim Follow-Up, FY2008

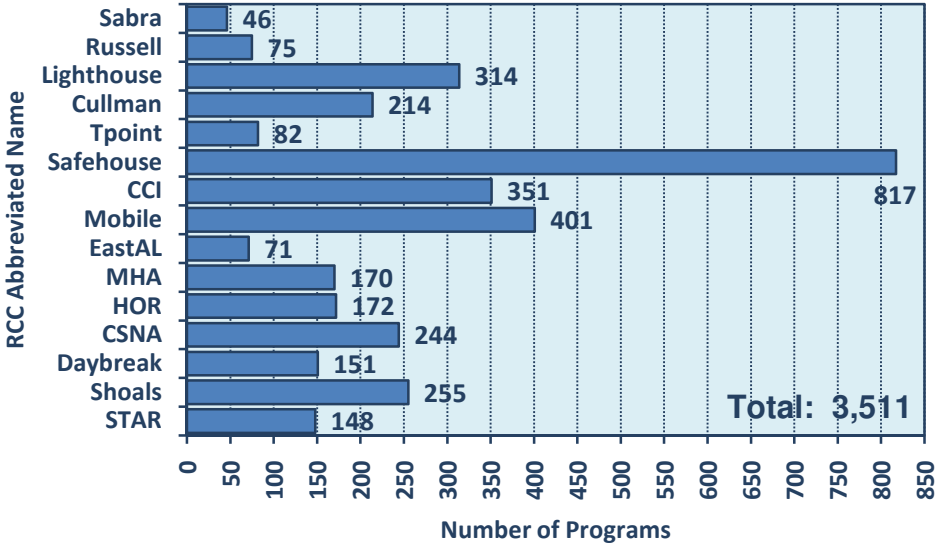


Type of Victim Follow-up	Total
Outgoing Call	1360
Crisis Counseling	725
Therapy in Person	1693
Group Treatment	426
Criminal Justice Support	124
Assist. Filing Compens.	45
Personal Advocacy	1520
SANE Follow-up	47
Financial Assistance	26
Written Info Provided	407
Legal Advocacy	91
Other Follow-up	866
Total	7330

For many crisis centers, victim follow-up is an important sector of their services and other crisis centers have smaller budgets and fewer staff members to offer such services. It is obvious by the chart on the right, however, that therapy, crisis counseling, and personal advocacy are high priorities in the crisis centers. The rate of outgoing calls shows that crisis centers take these responsibilities very seriously.

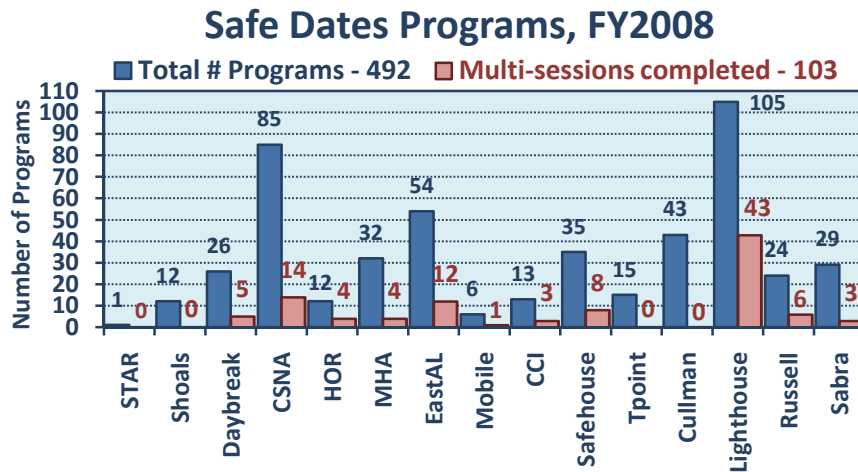
Prevention Programs

Educational Programs per Center, FY2008



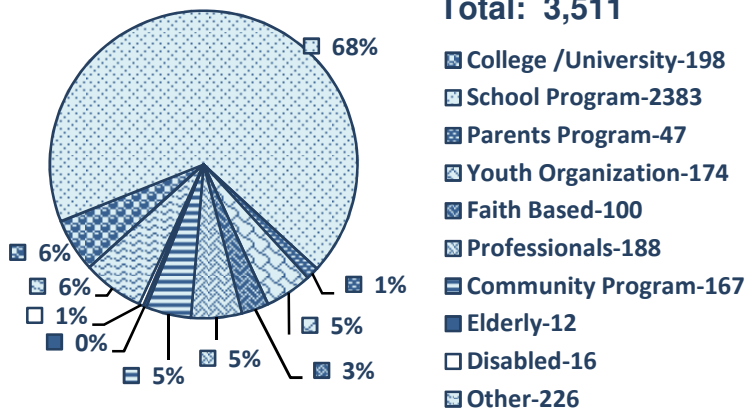
CDC recommends primary prevention, or preventing an undesired outcome from happening, as an effective method of modern public health. Childhood inoculations prevent measles, mumps, polio, and a host of other diseases that in the past killed hundreds of children each year. Clean water supplies and sanitary waste disposal prevent diseases like cholera, typhoid, and diphtheria. These are excellent examples of primary prevention. Likewise, education about sexual assault can change patriarchal attitudes and teach respect for others to young and old alike. The Center for Disease Control (CDC) has mandated that RPE funds primarily focus on primary prevention.

This chart shows Safe Dates programs by crisis centers. The blue bars are the individual sessions and the red bars are completed multi-sessions. The red bars should be less than the blue bars, because 9 individual sessions or programs would be one completed multi-session. This was the first year of Safe Dates and many crisis centers experienced resistance from their program audiences regarding multi-sessions and were unable to complete planned sessions.

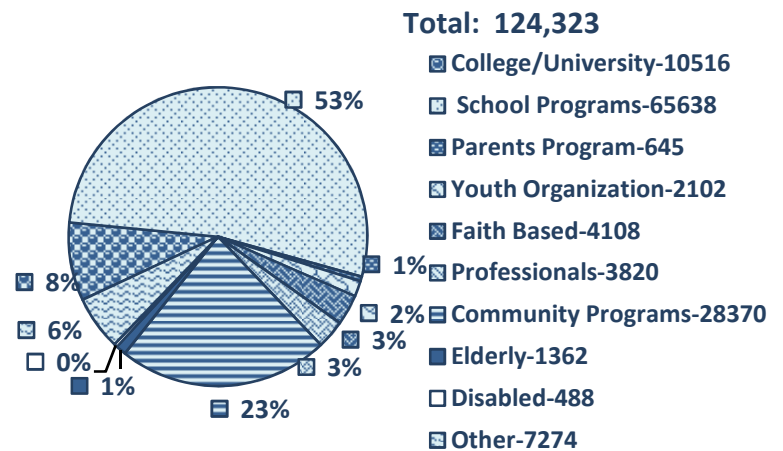


There are many potential target audiences that could learn from the programs taught by the crisis centers. Below you will find two pie charts that show the number of programs aimed at particular target audiences (left) and program attendance (right). These are identified by the same patterns in each chart and illustrate how some audiences allow crisis centers to reach more individuals, and perhaps affect more lives. For example, the striped segment at the bottom of the chart shows that 5% of the programs (167) were given to community based audiences. By comparing the same segment on the pie chart on the right, you will see that 23% of those attending all programs (28,370) did so at community programs. Although such widespread community exposure can be extremely helpful in fund-raising, recruiting volunteers, and raising community awareness, it rarely affords opportunities for multi-session primary prevention. Meeting needs and requirements often requires a careful balancing act.

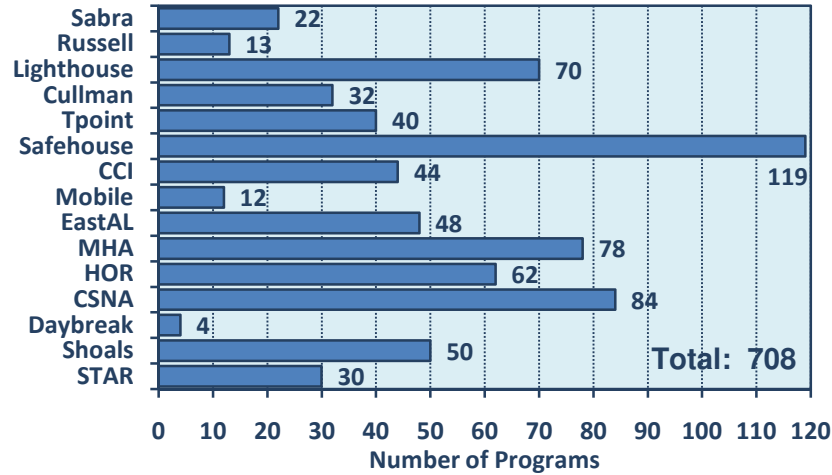
Alabama Program Audiences, FY2008



Alabama Program Attendance, FY2008

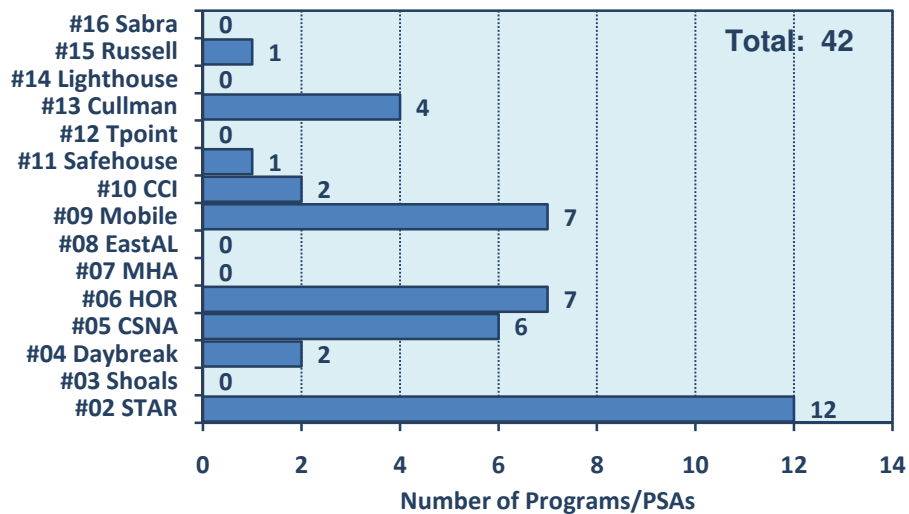


Drug-Facilitated Rape Programs, FY2008



The CDC has also mandated certain prevention topics. One of the mandated topics that they are particularly interested in this year is drug-facilitated rape. Above is a chart showing the number of drug-facilitated rape programs taught by crisis centers during 2008.

Mass Media Programs & PSAs, FY2008



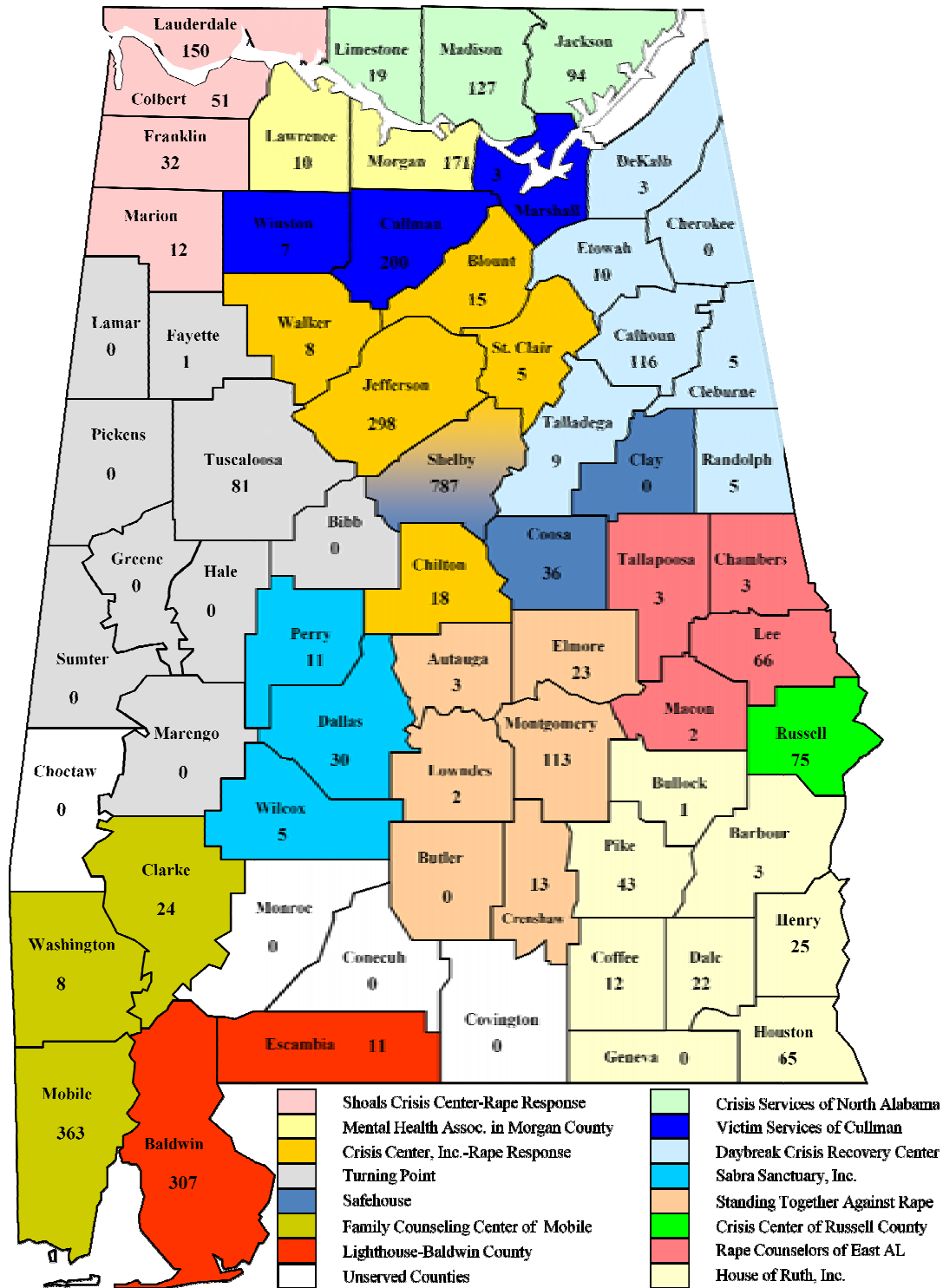
Another area of interest is how some crisis centers have been giving presentations and interviews in mass media formats, such as television, radio, and newspapers. Mass media programs have the ability to reach a widespread audience; people that you may never see in a program. Such interviews may open new doors for crisis centers, creating opportunities to reach an audience that have never been touched, or even considered before. They may call the crisis centers directly. Most small towns have a local cable channel with local shows and they are usually thrilled to have a new or unusual topic introduced to their audience. Another good venue is small town newspapers. Most are eager to fill space and will be glad to send a reporter to talk with a health educator. Radio stations, especially local Christian stations, are pleased to interview professionals about a new topic. Public Service Announcements (PSAs) are also excellent tools, however many centers do not have the funding to produce them.

The following map shows counties where educational programs have been presented.

2008 Rape Surveillance System Data

Educational Programs

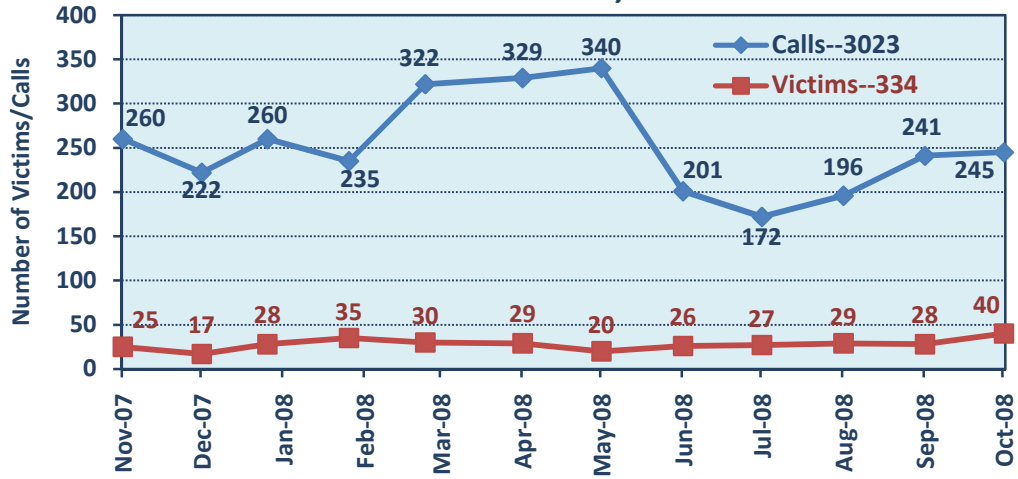
Total: 3,511



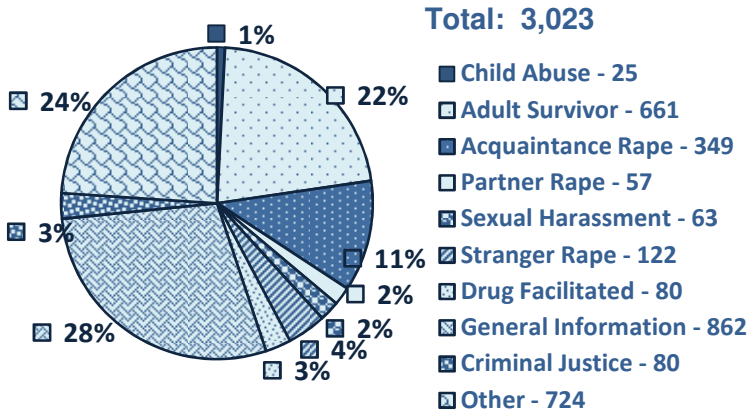
Unknown-3; Out of State-2

Crisis Center, Inc. 2008 Annual Report

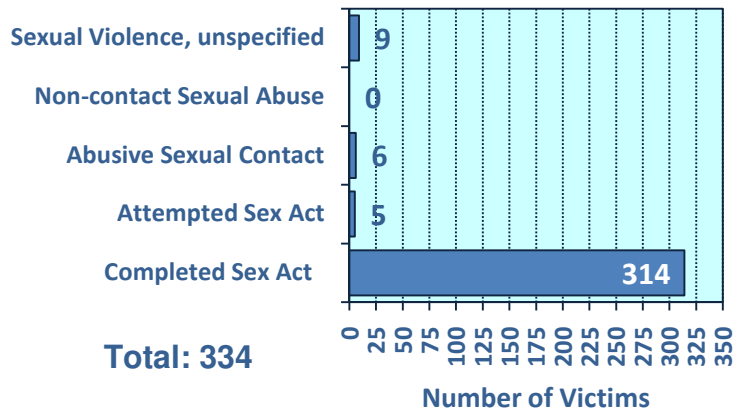
Victims and Crisis Calls, FY2008



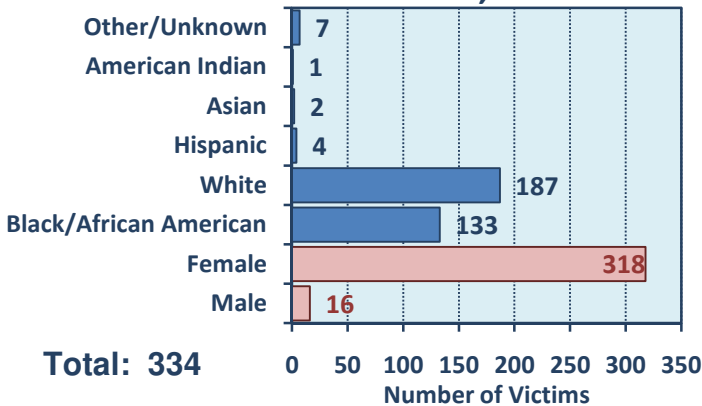
Topics of Crisis Calls, 2008



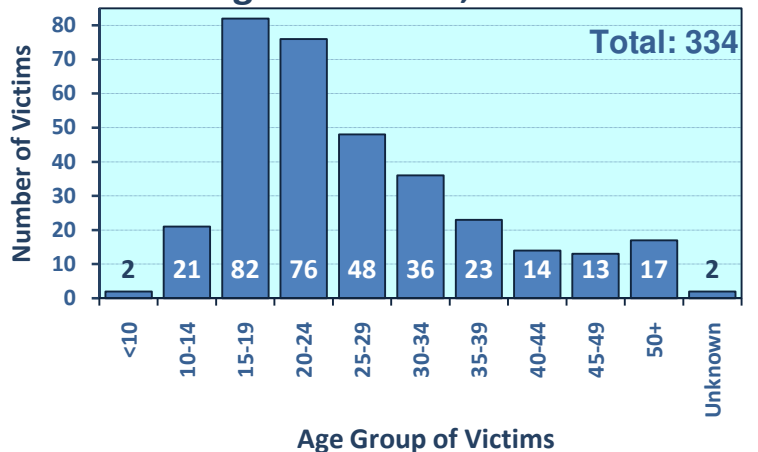
Type of Sexual Violence, FY2008



Race & Gender of Victims, FY2008

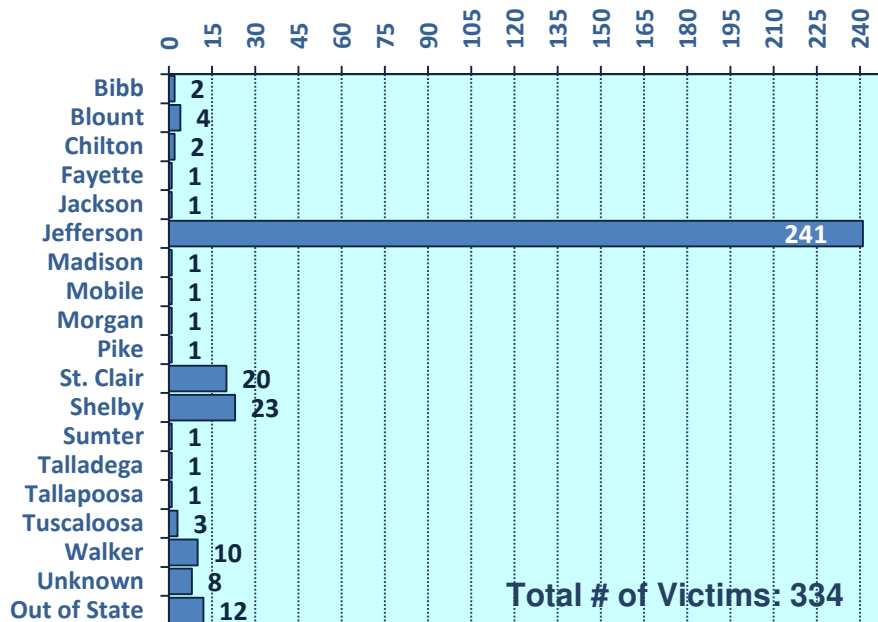


Age of Victims, FY2008

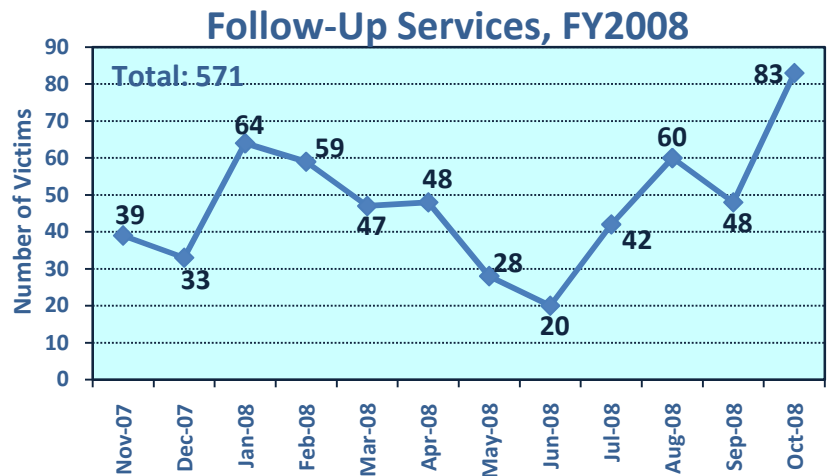


CCI

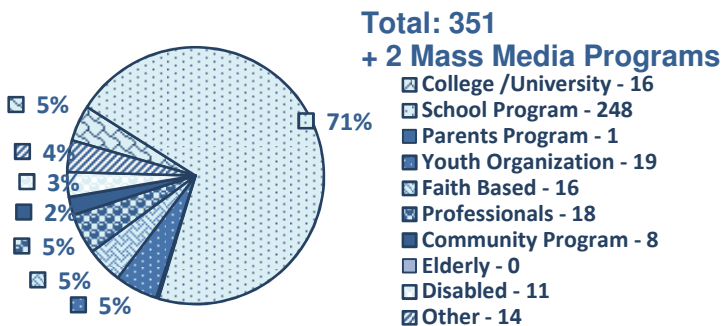
County of Assault, FY2008



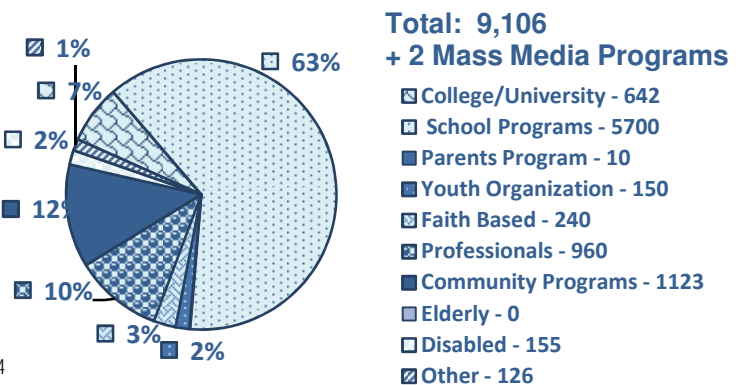
Follow Up Services Provided	FY2008
Outgoing Call	132
Crisis Counseling	188
Therapy in Person	223
Group Treatment	17
Criminal Justice Support	12
Assist. Filing Compens.	4
Personal Advocacy	8
SANE Follow-up	2
Financial Assistance	0
Written Info Provided	3
Legal Advocacy	11
Other Follow-up	2
Total	602



Types of Programs, FY2008

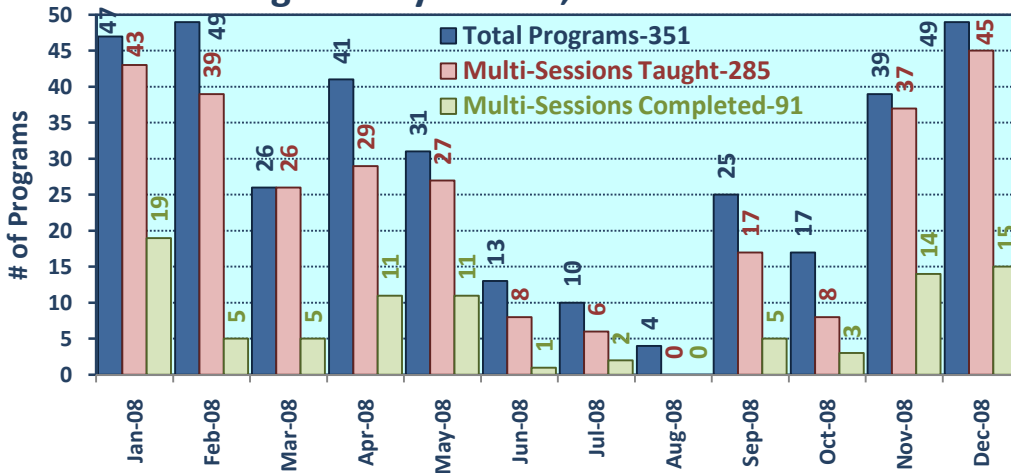


Program Audiences



CCI

Programs by Month, FY2008



Informational Materials

- Billboards
- ✓ Brochures
- ✓ CEU Courses
- ✓ Curricula
- ✓ Newspaper Ads
- Posters
- ✓ Promo Items
- Radio Ads
- ✓ Standardized Presentations
- TV Ads
- Website
- Videos
- ✓ Other

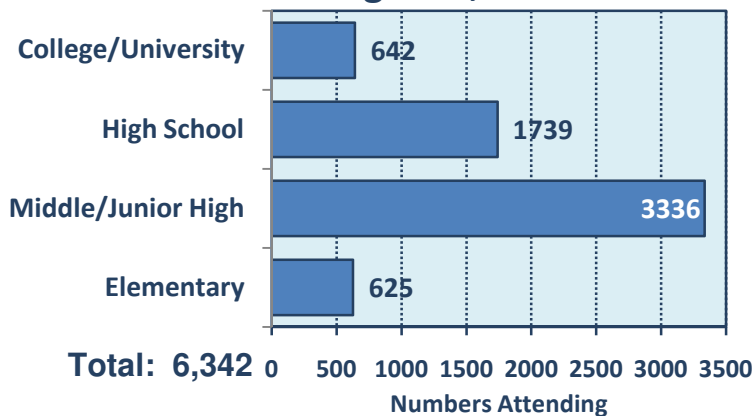
Program & Material Topics

- ✓ **Bullying
- **Underserved Populations
- ✓ **Alcohol and Rape
- ✓ Causes of Rape
- ✓ **Consent vs. Coercion
- ✓ **Dating Violence
- ✓ Disclosure Response
- ✓ **Drug Facilitated Rape
- ✓ How to Respond to Rape
- ✓ Impact of Rape
- ✓ Legal Policy Information
- ✓ Media Advocacy
- ✓ Offender Profile
- ✓ Oppression
- ✓ **Rape Prevention
- ✓ **Risk Reduction
- ✓ Role of Advocate
- ✓ **Role of Bystander
- ✓ SANE/SART
- **Self Defense
- ✓ **Sexual Harassment
- ✓ What to do if Raped
- ✓ **Gender Roles
- ✓ **Healthy Relationships
- ✓ Media Violence
- ✓ Rape Myths
- ✓ Rape Statistics
- **Internet Safety
- ✓ Stalking
- ✓ Rape Crisis Center Services
- ✓ Volunteer Opportunities
- Other

Safe Dates:

13 Sessions Taught
3 Multi-sessions Completed

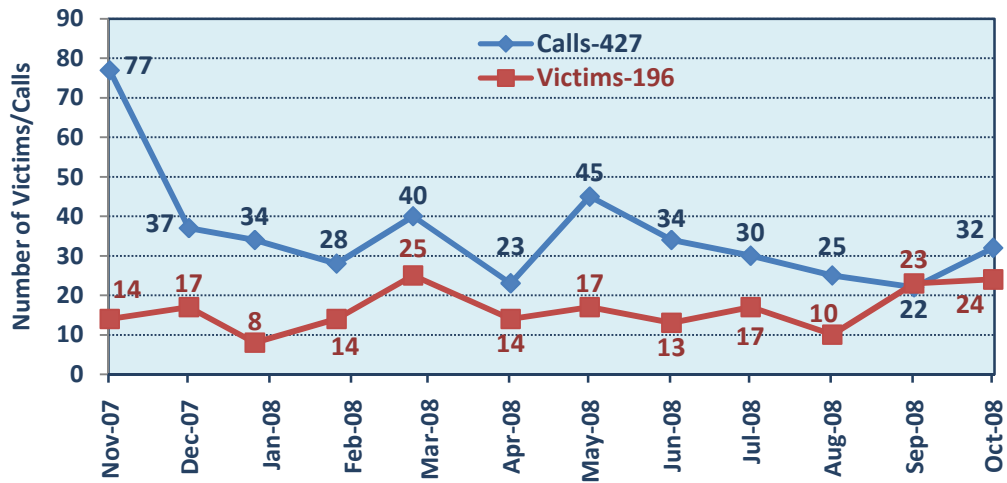
School Programs, FY2008



**Items are CDC mandated topics

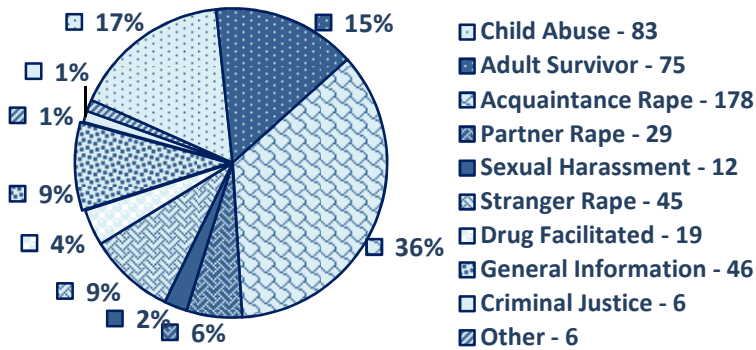
Crisis Services of North Alabama 2008 ANNUAL REPORT

Victims and Crisis Calls, FY2008

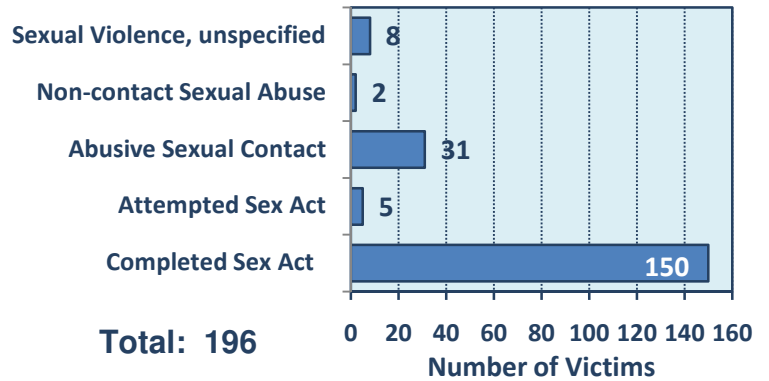


Topics of Crisis Calls, FY2008

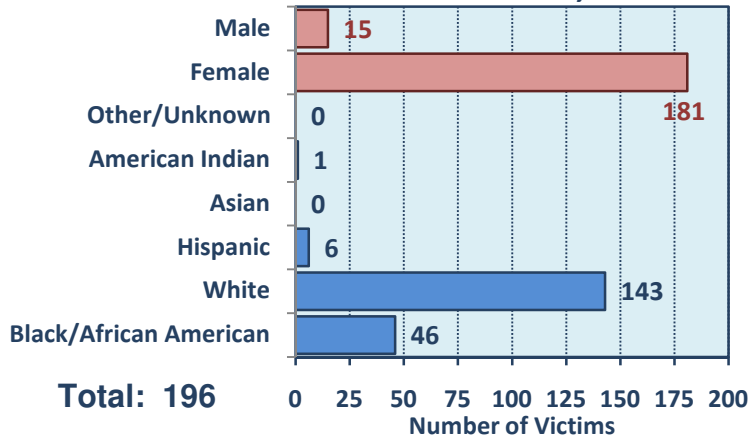
Total: 499



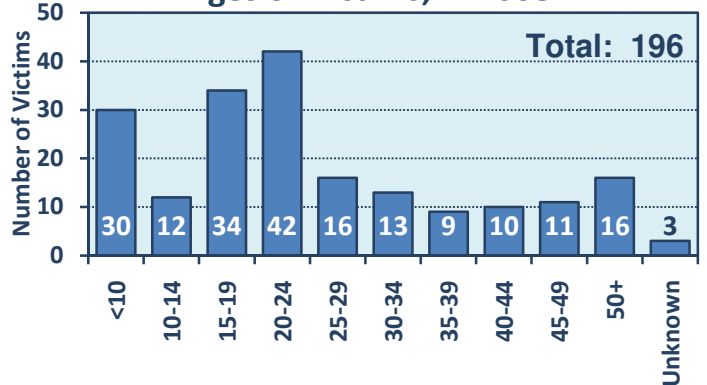
Types of Sexual Violence, FY2008



Race & Gender of Victims, FY2008

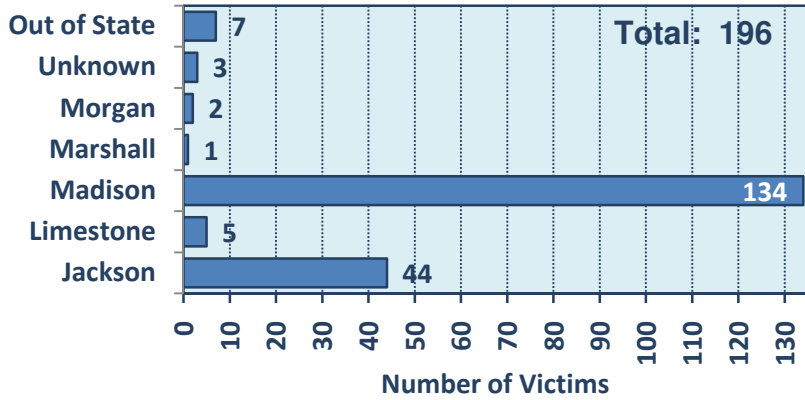


Ages of Victims, FY2008



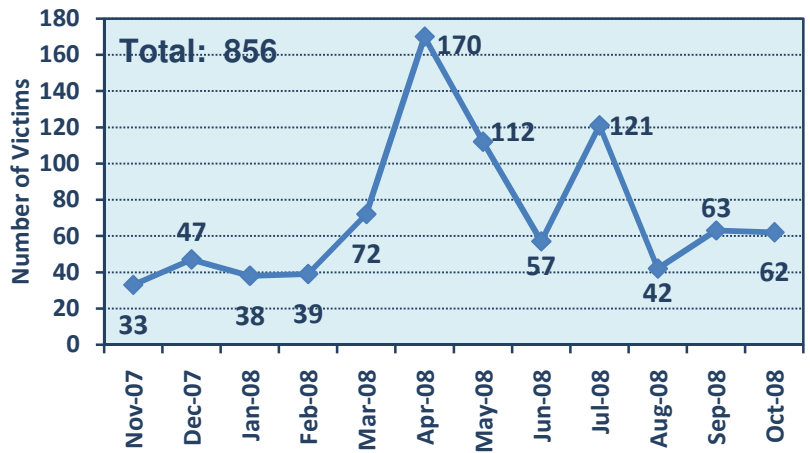
CSNA

County of Assault, FY2008



Follow Up Services Provided	FY2008
Outgoing Call	373
Crisis Counseling	153
Therapy in Person	0
Group Treatment	153
Criminal Justice Support	22
Assist. Filing Compens.	21
Personal Advocacy	516
SANE Follow-up	22
Financial Assistance	4
Written Info Provided	136
Legal Advocacy	17
Other Follow-up	160
Total	1577

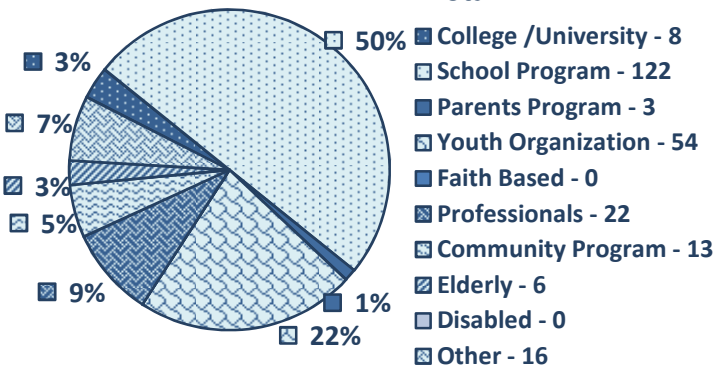
Victim Follow-Up by Month, FY2008



Programs:

Program Audiences, FY2008

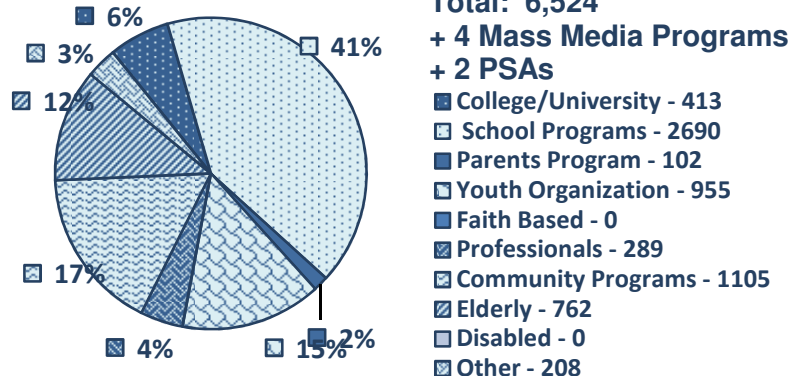
Total: 244



Program Attendance, FY2008

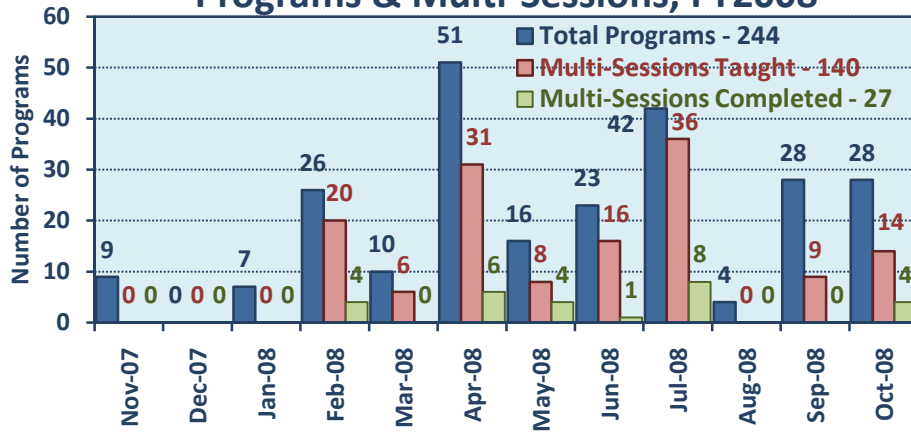
Total: 6,524

+ 4 Mass Media Programs
+ 2 PSAs



CSNA

Programs & Multi-Sessions, FY2008



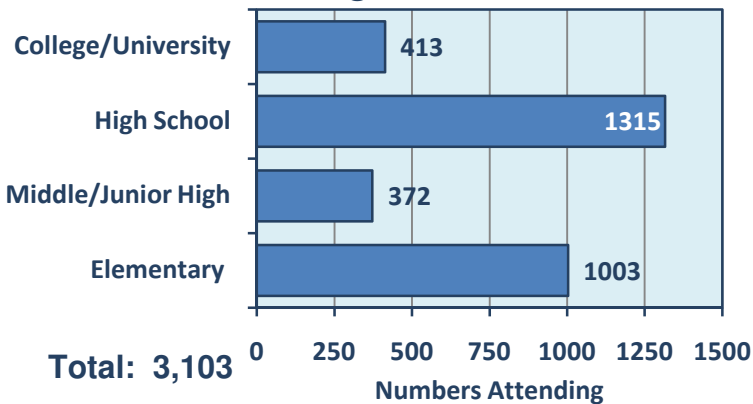
Informational Materials

- Billboards
- ✓ Brochures
- ✓ CEU Courses
- ✓ Curricula
- ✓ Newspaper Ads
- ✓ Posters
- ✓ Promo Items
- ✓ Radio Ads
- ✓ Standardized Presentations
- ✓ TV Ads
- ✓ Website
- Videos
- Other

Program & Material Topics

- ✓ **Bullying
- ✓ **Underserved Populations
- ✓ **Alcohol and Rape
- ✓ Causes of Rape
- ✓ **Consent vs. Coercion
- ✓ **Dating Violence
- ✓ Disclosure Response
- ✓ **Drug Facilitated Rape
- ✓ How to Respond to Rape
- ✓ Impact of Rape
- ✓ Legal Policy Information
- ✓ Media Advocacy
- ✓ Offender Profile
- ✓ Oppression
- ✓ **Rape Prevention
- ✓ **Risk Reduction
- ✓ Role of Advocate
- ✓ **Role of Bystander
- ✓ SANE/SART
- ✓ **Self Defense
- ✓ **Sexual Harassment
- ✓ What to do if Raped
- ✓ **Gender Roles
- ✓ **Healthy Relationships
- ✓ Media Violence
- ✓ Rape Myths
- ✓ Rape Statistics
- ✓ **Internet Safety
- ✓ Stalking
- ✓ Rape Crisis Center Services
- ✓ Volunteer Opportunities
- Other

School Programs, FY2008

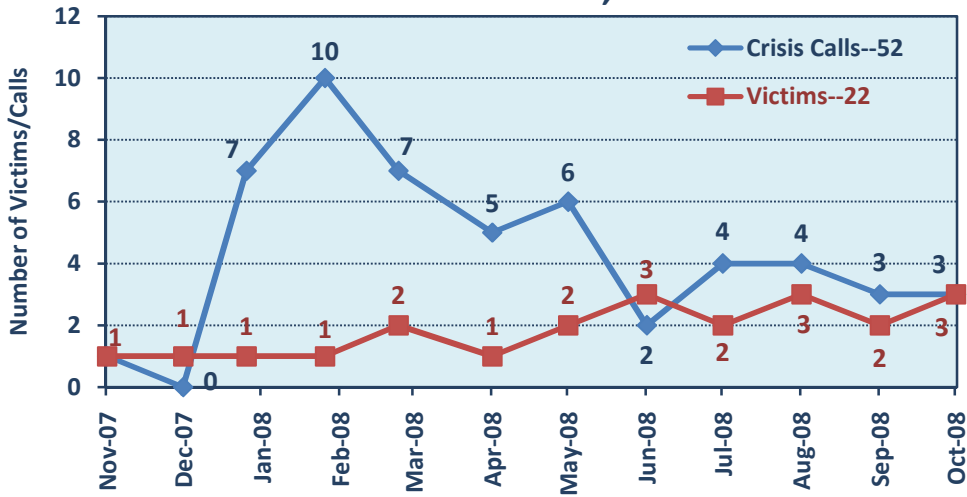


Safe Dates:

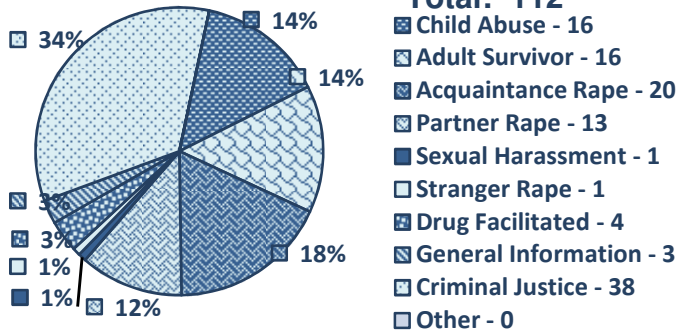
85 Sessions Taught
14 Multi-sessions Completed

Victim Services of Cullman, Inc. 2008 Annual Report

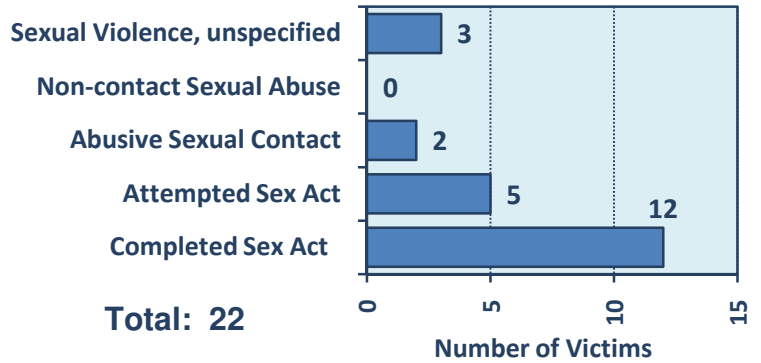
Victims and Crisis Calls, FY2008



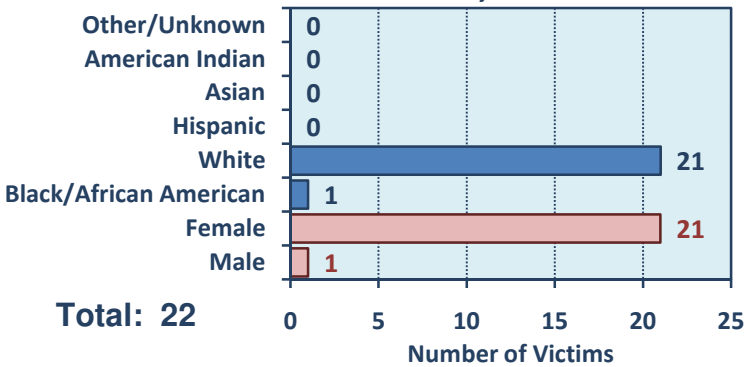
Topics of Crisis Calls, FY2008



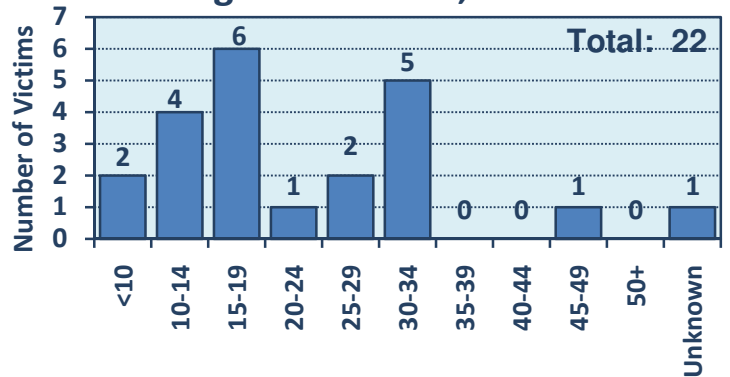
Types of Sexual Violence, FY2008



Race & Gender of Victims, FY2008

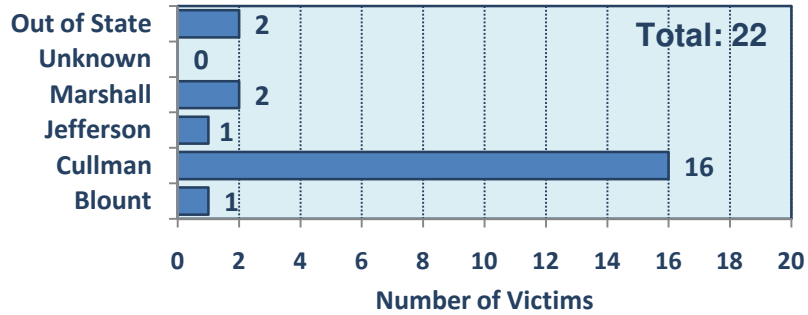


Ages of Victims, FY2008

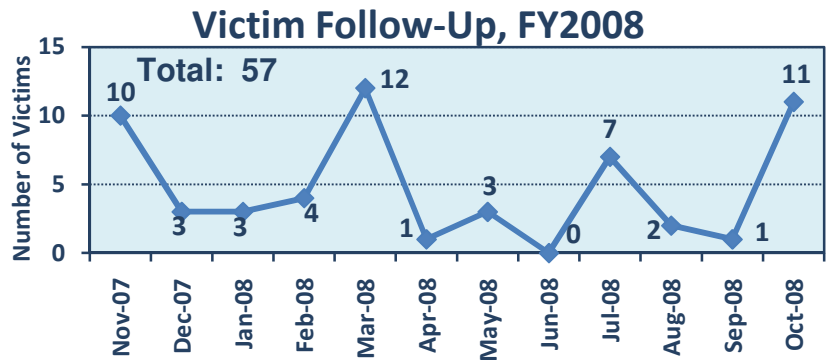


Cullman

County of Assault, FY2008



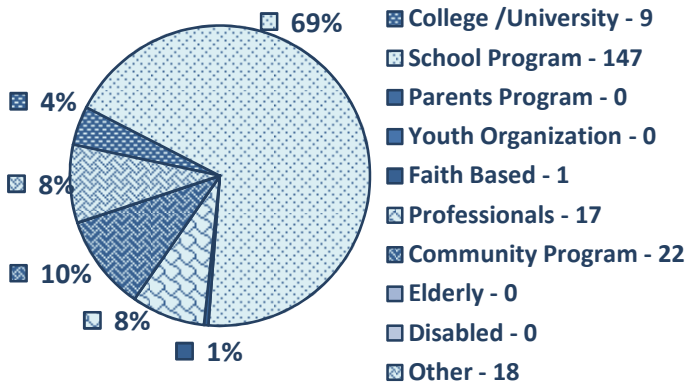
Follow Up Services Provided	FY2008
Outgoing Call	21
Crisis Counseling	6
Therapy in Person	21
Group Treatment	6
Criminal Justice Support	9
Assist. Filing Compens.	0
Personal Advocacy	51
SANE Follow-up	4
Financial Assistance	0
Written Info Provided	10
Legal Advocacy	9
Other Follow-up	0
Total	137



Programs:

Program Audiences, FY 2008

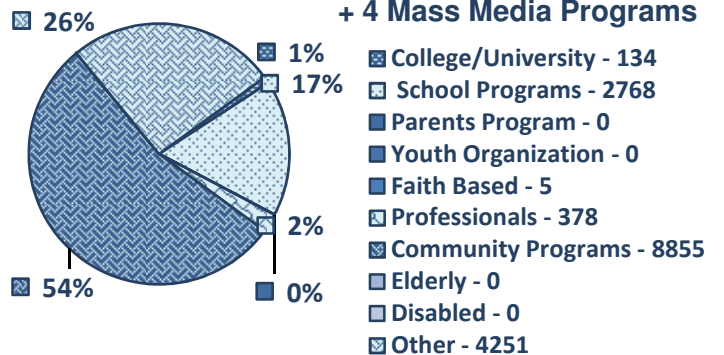
Total: 214



Program Attendance, FY2008

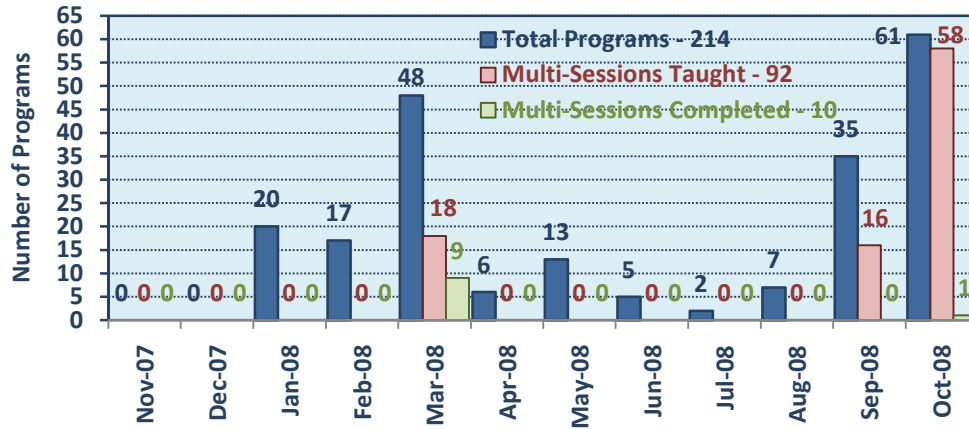
Total: 11,388

+ 4 Mass Media Programs



Cullman

Programs & Multi-Sessions, FY2008



Informational Materials

- Billboards
- ✓ Brochures
- ✓ CEU Courses
- ✓ Curricula
- Newspaper Ads
- ✓ Posters
- Promo Items
- ✓ Radio Ads
- ✓ Standardized Presentations
- ✓ TV Ads
- ✓ Website
- Videos
- ✓ Other

Program & Material Topics

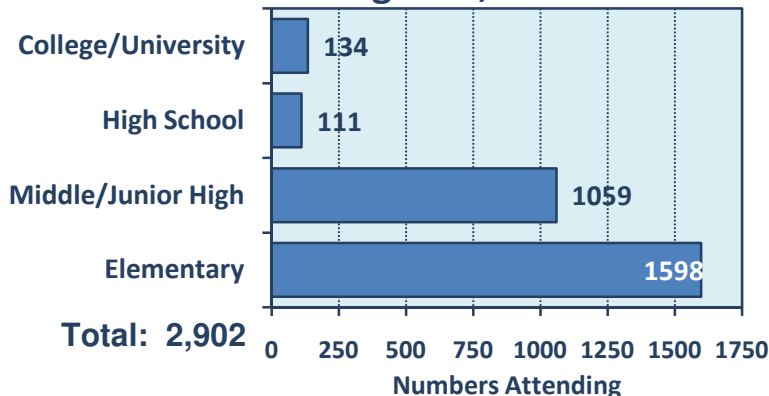
- ✓ **Bullying
- **Underserved Populations
- ✓ **Alcohol and Rape
- ✓ Causes of Rape
- **Consent vs. Coercion
- ✓ **Dating Violence
- Disclosure Response
- ✓ **Drug Facilitated Rape
- ✓ How to Respond to Rape
- ✓ Impact of Rape
- Legal Policy Information
- Media Advocacy
- ✓ Offender Profile
- ✓ Oppression
- ✓ **Rape Prevention
- ✓ **Risk Reduction
- ✓ Role of Advocate
- **Role of Bystander
- SANE/SART
- ✓ **Self Defense
- ✓ **Sexual Harassment
- ✓ What to do if Raped
- **Gender Roles
- ✓ **Healthy Relationships
- Media Violence
- ✓ Rape Myths
- ✓ Rape Statistics
- ✓ **Internet Safety
- ✓ Stalking
- ✓ Rape Crisis Center Services
- ✓ Volunteer Opportunities
- Other

**Items are CDC mandated topics

Safe Dates:

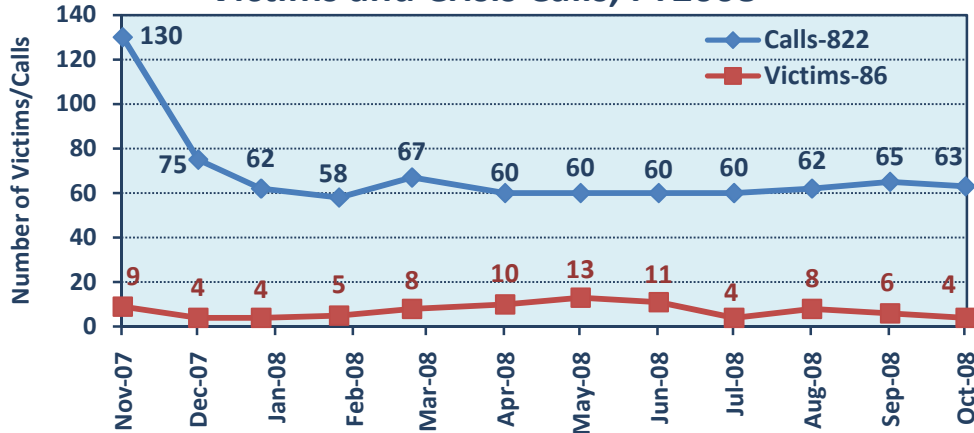
43 Sessions Taught
0 Multi-sessions Completed

School Programs, FY2008

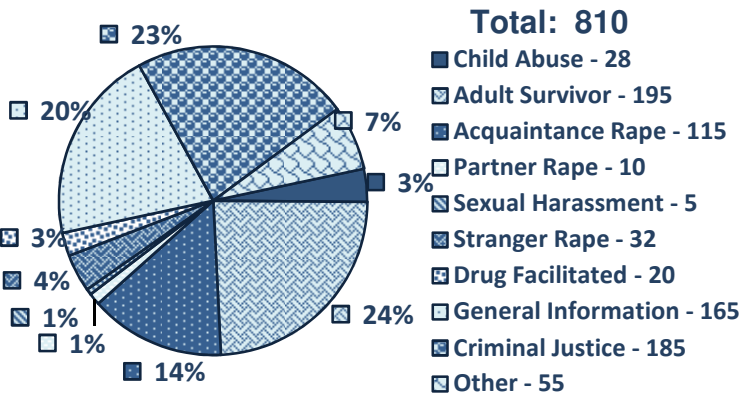


Daybreak Crisis Recovery Center, Inc. 2008 Annual Report

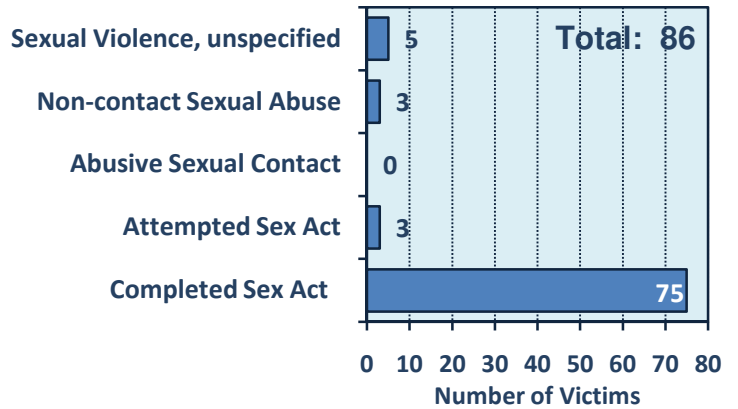
Victims and Crisis Calls, FY2008



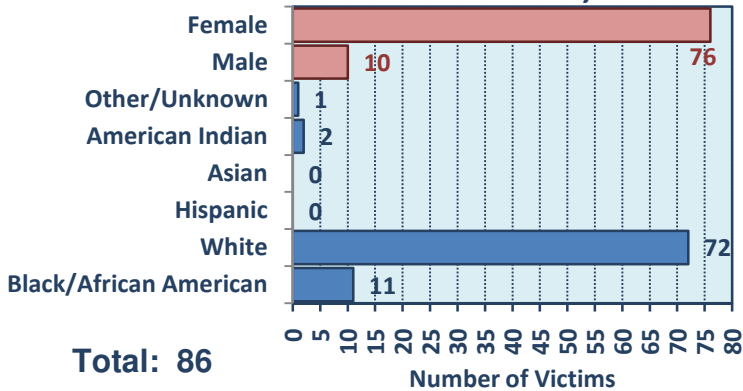
Topics of Crisis Calls, FY2008



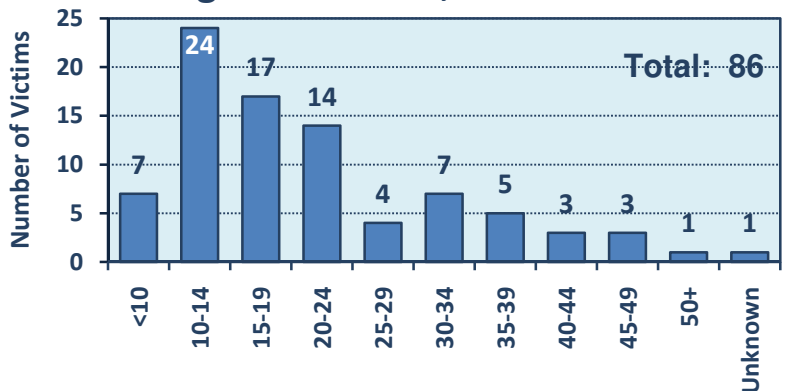
Type of Sexual Violence, FY2008



Race & Gender of Victims, FY2008

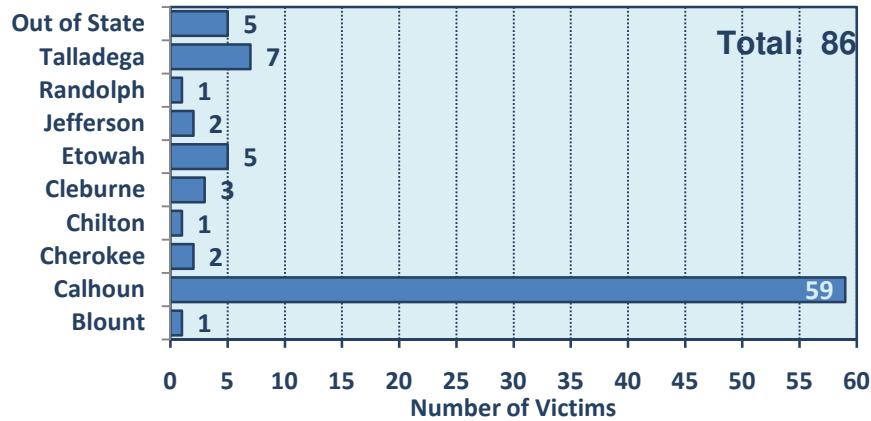


Ages of Victims, FY2008



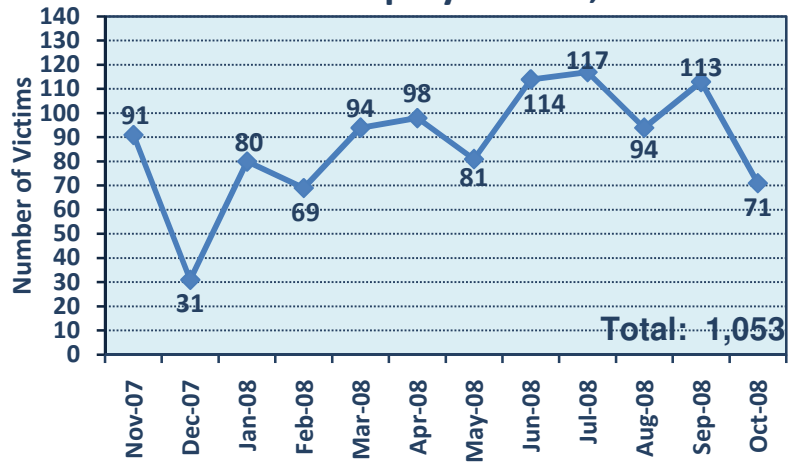
Daybreak

County of Assault, FY2008



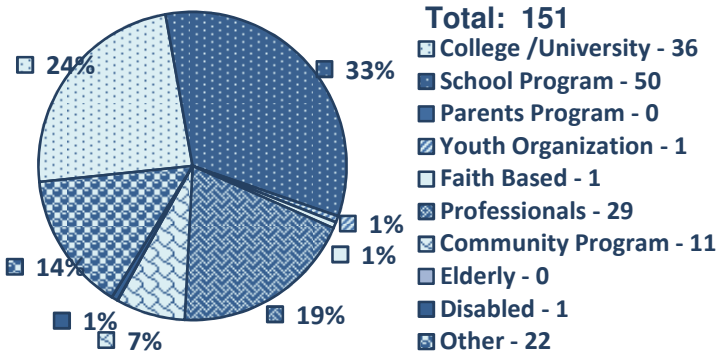
Follow Up Services Provided	FY2008
Outgoing Call	7
Crisis Counseling	17
Therapy in Person	993
Group Treatment	37
Criminal Justice Support	1
Assist. Filing Compens.	0
Personal Advocacy	384
SANE Follow-up	0
Financial Assistance	0
Written Info Provided	44
Legal Advocacy	6
Other Follow-up	57
Total	1546

Victim Follow-up by Month, FY2008

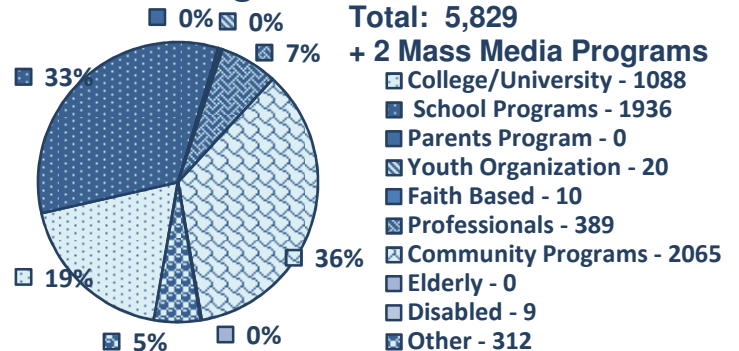


Programs:

Types of Programs, FY2008



Program Attendance, FY2008



Daybreak

Informational Materials

- Billboards
- ✓ Brochures
- ✓ CEU Courses
- ✓ Curricula
- Newspaper Ads
- ✓ Posters
- ✓ Promo Items
- Radio Ads
- ✓ Standardized Presentations
- TV Ads
- ✓ Website
- Videos
- Other

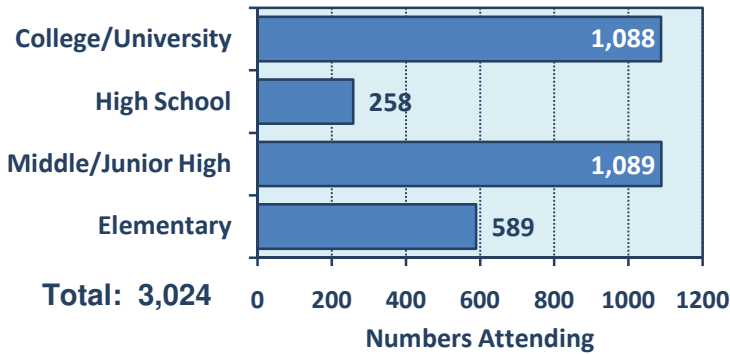
Program & Material Topics

- ✓ **Bullying
- **Underserved Populations
- ✓ **Alcohol and Rape
- ✓ Causes of Rape
- ✓ **Consent vs. Coercion
- ✓ **Dating Violence
- ✓ Disclosure Response
- ✓ **Drug Facilitated Rape
- ✓ How to Respond to Rape
- ✓ Impact of Rape
- ✓ Legal Policy Information
- ✓ Media Advocacy
- ✓ Offender Profile
- ✓ Oppression
- ✓ **Rape Prevention
- ✓ **Risk Reduction
- ✓ Role of Advocate
- ✓ **Role of Bystander
- ✓ SANE/SART
- **Self Defense
- ✓ **Sexual Harassment
- ✓ What to do if Raped
- ✓ **Gender Roles
- ✓ **Healthy Relationships
- ✓ Media Violence
- ✓ Rape Myths
- ✓ Rape Statistics
- ✓ **Internet Safety
- Stalking
- ✓ Rape Crisis Center Services
- ✓ Volunteer Opportunities
- Other

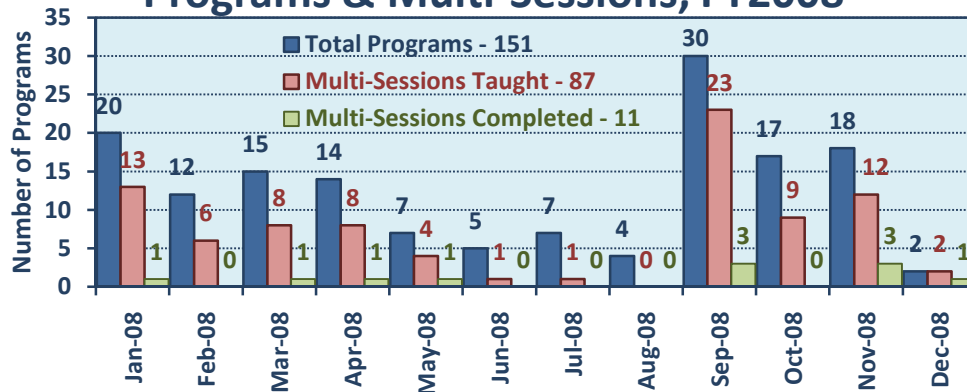
**Items are CDC mandated topics

**Safe Dates:
26 Sessions Taught
5 Multi-sessions Completed**

School Programs, FY2008

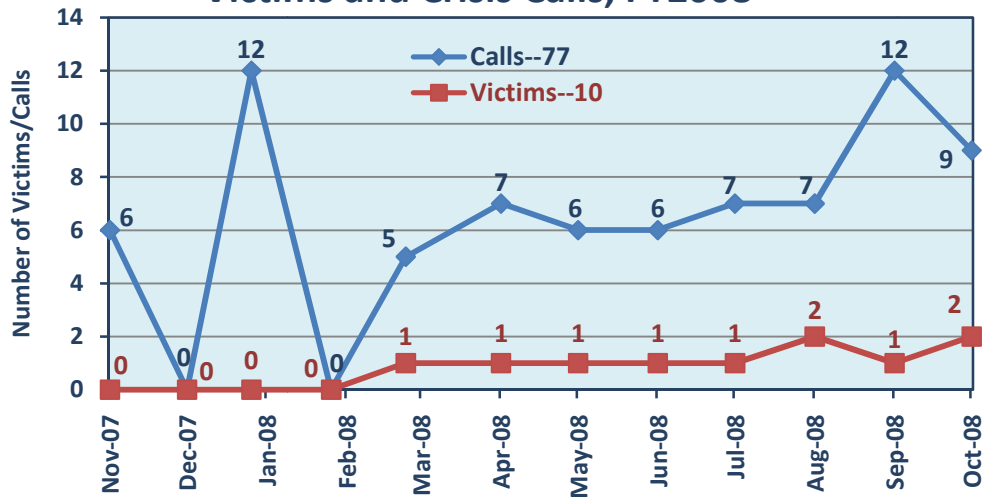


Programs & Multi-Sessions, FY2008

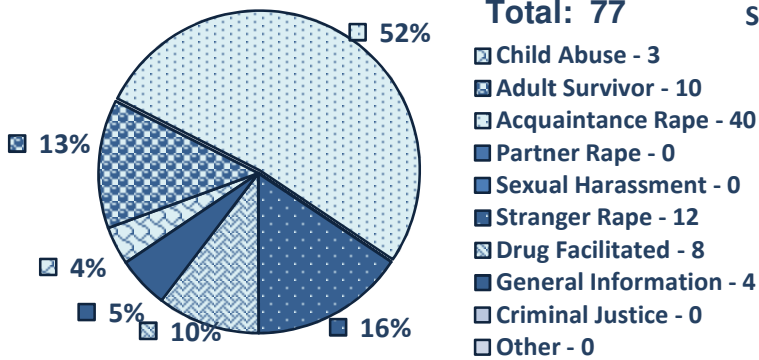


Rape Counselors of East Alabama, Inc. 2008 Annual Report

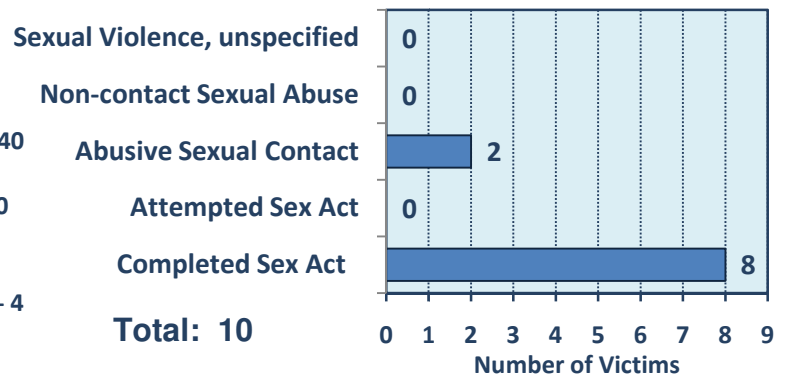
Victims and Crisis Calls, FY2008



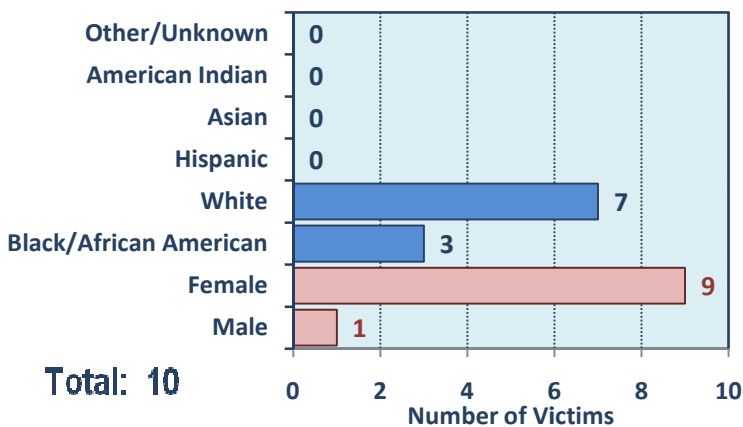
Topics of Crisis Calls, FY2008



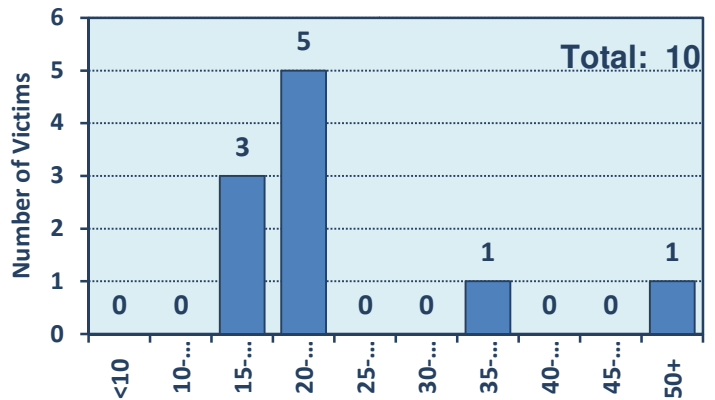
Types of Sexual Violence, FY2008



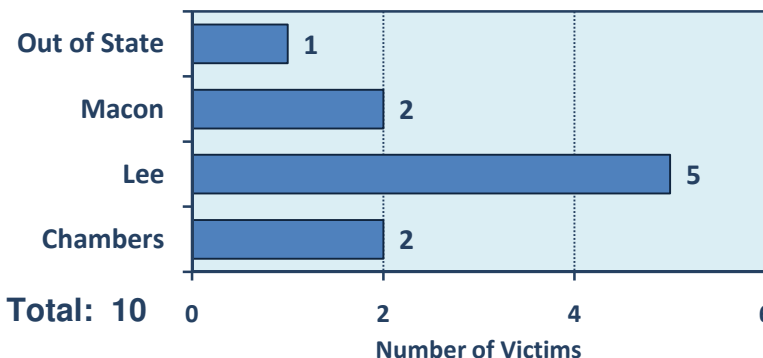
Race & Gender of Victims, FY2008



Age of Victims, FY2008

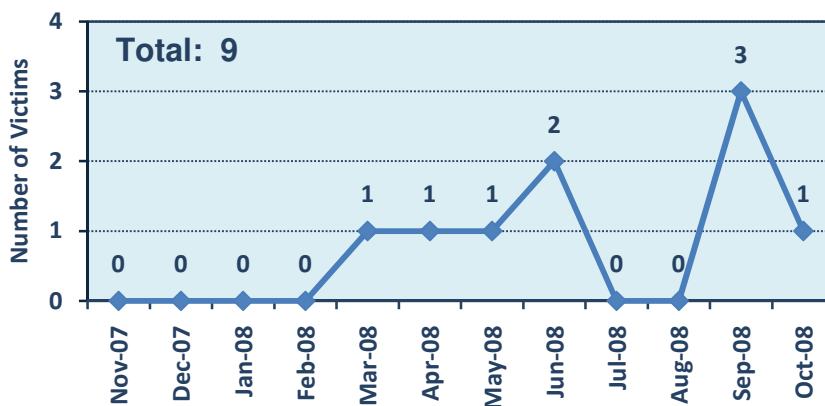


East Alabama County of Assault, FY2008



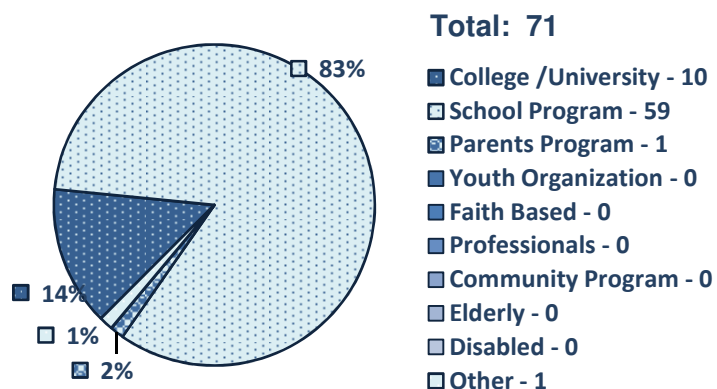
Follow Up Services Provided	FY2008
Outgoing Call	9
Crisis Counseling	0
Therapy in Person	0
Group Treatment	0
Criminal Justice Support	0
Assist. Filing Compens.	0
Personal Advocacy	1
SANE Follow-up	0
Financial Assistance	0
Written Info Provided	0
Legal Advocacy	0
Other Follow-up	1
Total	11

Victim Follow-Up by Month, FY2008

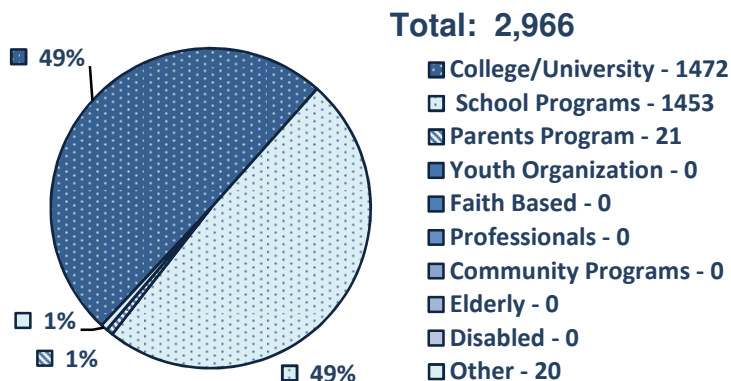


Programs:

Types of Programs, FY2008

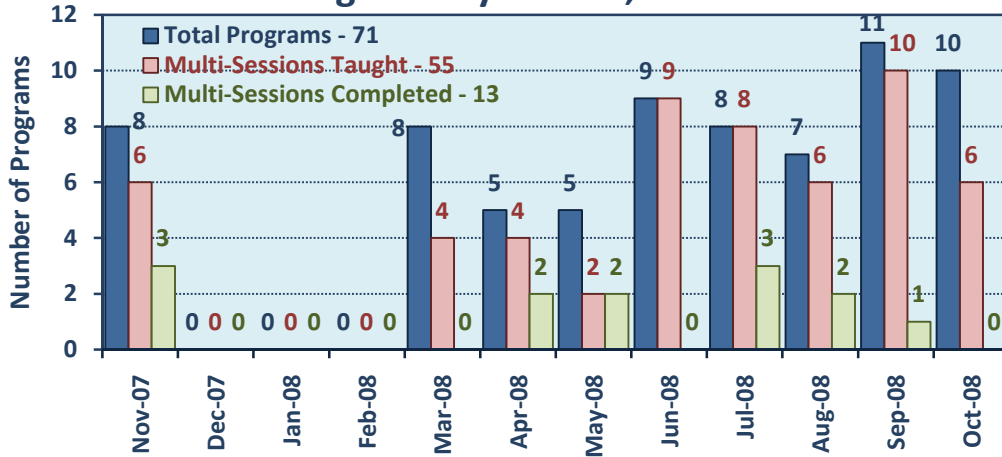


Program Attendance, FY2008



East Alabama

Programs by Month, FY2008



Informational Materials

- Billboards
- ✓ Brochures
- CEU Courses
- ✓ Curricula
- ✓ Newspaper Ads
- ✓ Posters
- ✓ Promo Items
- ✓ Radio Ads
- Standardized Presentations
- TV Ads
- ✓ Website
- Videos
- Other

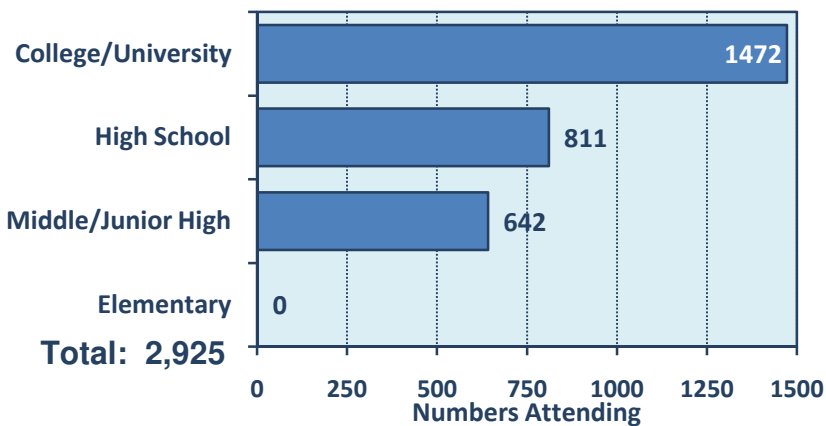
Program & Material Topics

- ✓ **Bullying
- **Underserved Populations
- ✓ **Alcohol and Rape
- ✓ Causes of Rape
- ✓ **Consent vs. Coercion
- ✓ **Dating Violence
- ✓ Disclosure Response
- ✓ **Drug Facilitated Rape
- ✓ How to Respond to Rape
- ✓ Impact of Rape
- ✓ Legal Policy Information
- ✓ Media Advocacy
- ✓ Offender Profile
- ✓ Oppression
- ✓ **Rape Prevention
- ✓ **Risk Reduction
- ✓ Role of Advocate
- ✓ **Role of Bystander
- ✓ SANE/SART
- ✓ **Self Defense
- ✓ **Sexual Harassment
- ✓ What to do if Raped
- ✓ **Gender Roles
- ✓ **Healthy Relationships
- ✓ Media Violence
- ✓ Rape Myths
- ✓ Rape Statistics
- ✓ **Internet Safety
- ✓ Stalking
- ✓ Rape Crisis Center Services
- ✓ Volunteer Opportunities
- Other

Safe Dates:

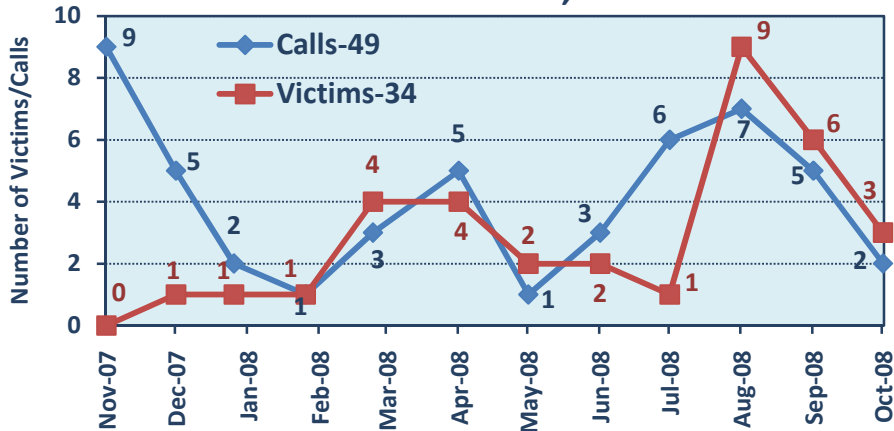
54 Sessions Taught
12 Multi-sessions Completed

School Programs, FY2008

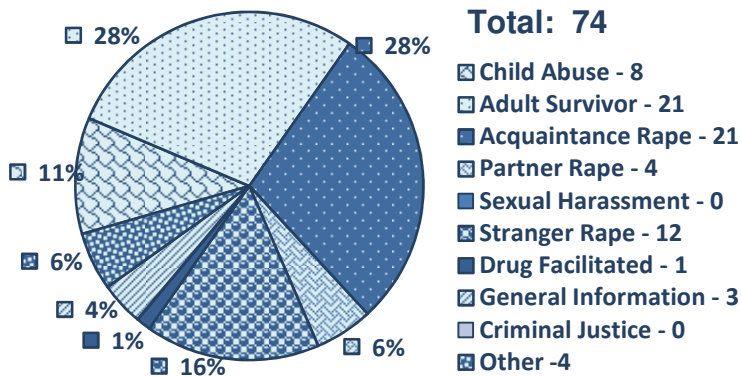


House of Ruth, Inc. 2008 Annual Report

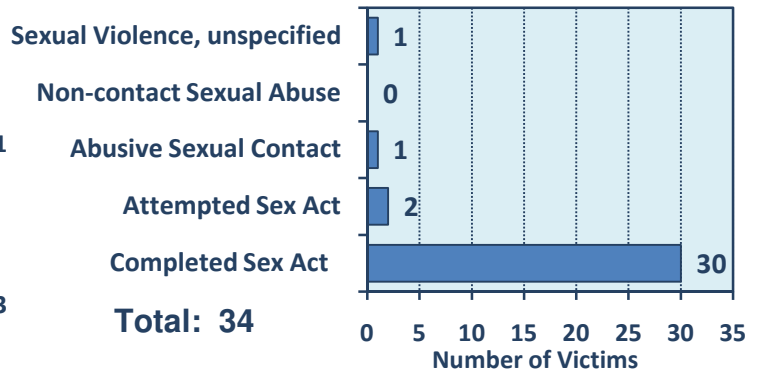
Victims and Crisis Calls, FY2008



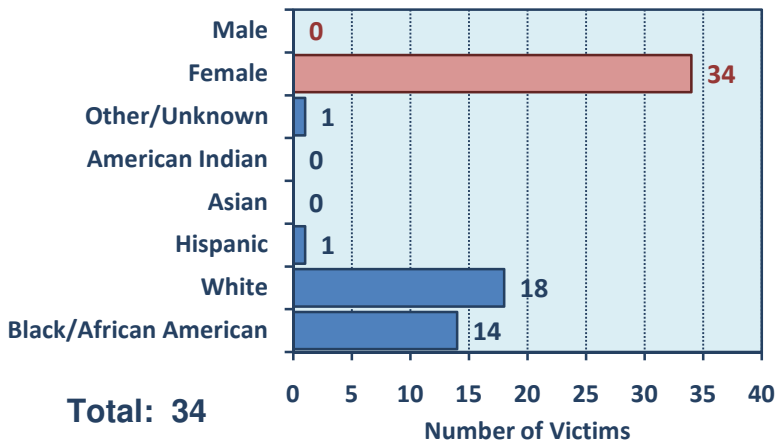
Topics of Crisis Calls, FY2008



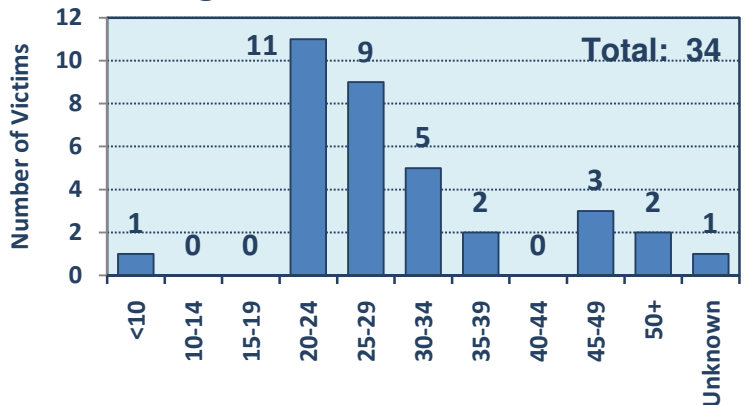
Types of Sexual Violence, FY2008



Race & Gender of Victims, FY2008



Ages of Victims, FY2008



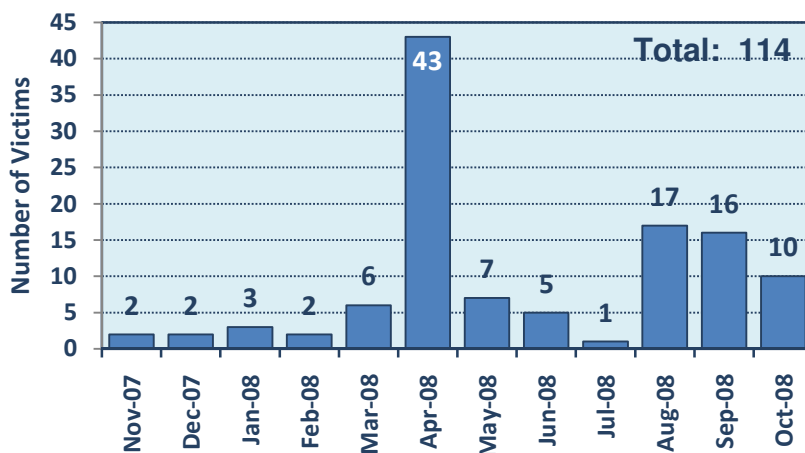
House of Ruth

County of Assault, FY2008



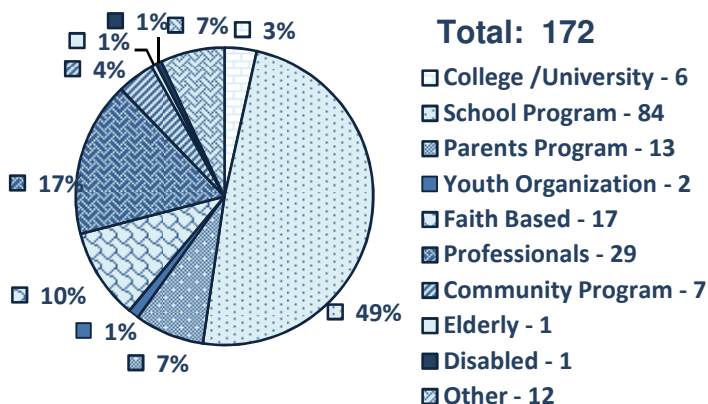
Follow Up Services Provided	FY2008
Outgoing Call	17
Crisis Counseling	37
Therapy in Person	12
Group Treatment	9
Criminal Justice Support	1
Assist. Filing Compens.	10
Personal Advocacy	99
SANE Follow-up	3
Financial Assistance	2
Written Info Provided	27
Legal Advocacy	3
Other Follow-up	91
Total	311

Victim Follow-Up by Month, FY2008

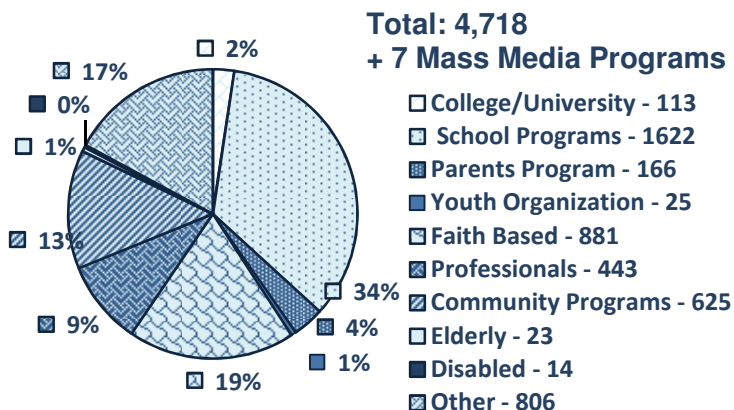


Programs:

Program Audiences

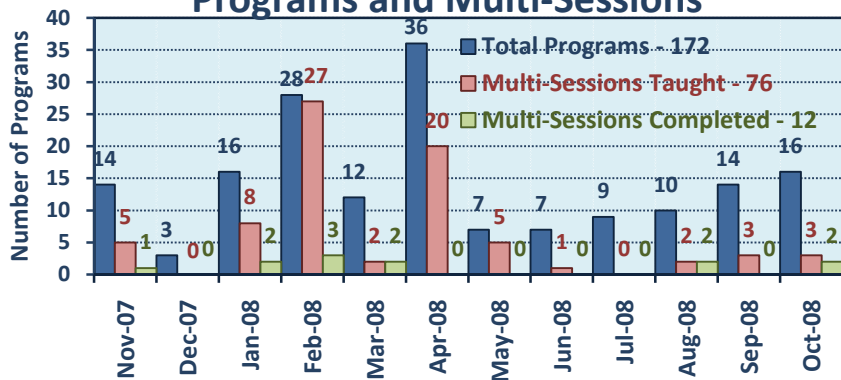


Program Attendance



House of Ruth

Programs and Multi-Sessions



Informational Materials

- Billboards
- ✓ Brochures
- ✓ CEU Courses
- ✓ Curricula
- ✓ Newspaper Ads
- ✓ Posters
- ✓ Promo Items
- ✓ Radio Ads
- ✓ Standardized Presentations
- ✓ TV Ads
- ✓ Website
- ✓ Videos
- Other

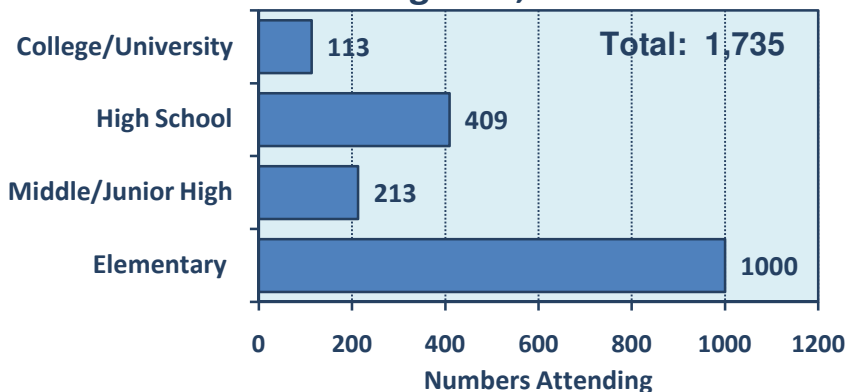
Program & Material Topics

- ✓ **Bullying
- ✓ **Underserved Populations
- ✓ **Alcohol and Rape
- ✓ Causes of Rape
- ✓ **Consent vs. Coercion
- ✓ **Dating Violence
- ✓ Disclosure Response
- ✓ **Drug Facilitated Rape
- ✓ How to Respond to Rape
- ✓ Impact of Rape
- ✓ Legal Policy Information
- ✓ Media Advocacy
- ✓ Offender Profile
- ✓ Oppression
- ✓ **Rape Prevention
- ✓ **Risk Reduction
- ✓ Role of Advocate
- ✓ **Role of Bystander
- ✓ SANE/SART
- ✓ **Self Defense
- ✓ **Sexual Harassment
- ✓ What to do if Raped
- ✓ **Gender Roles
- ✓ **Healthy Relationships
- ✓ Media Violence
- ✓ Rape Myths
- ✓ Rape Statistics
- ✓ **Internet Safety
- ✓ Stalking
- ✓ Rape Crisis Center Services
- ✓ Volunteer Opportunities
- Other

Safe Dates:

12 Sessions Taught
4 Multi-sessions complete

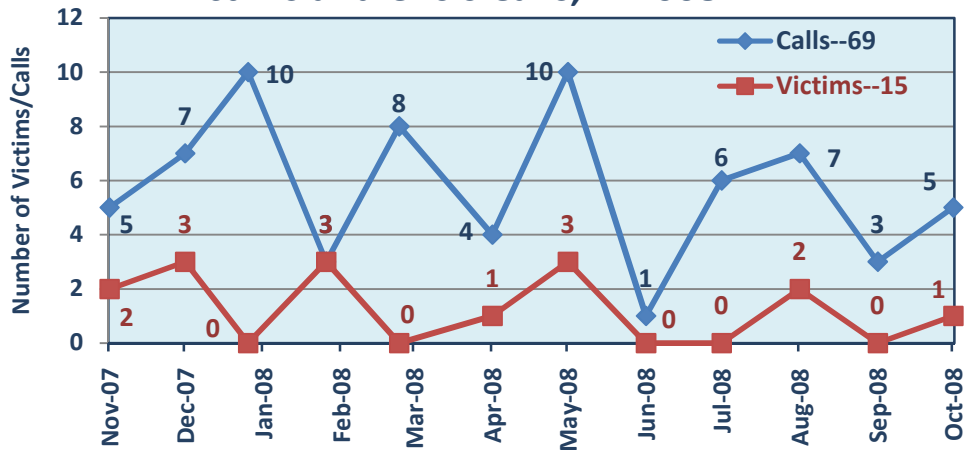
School Programs, FY2008



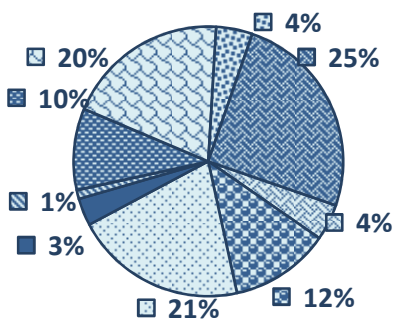
**Items are CDC mandated topics

Baldwin Family Violence Shelter (Lighthouse) 2008 Annual Report

Victims and Crisis Calls, FY2008



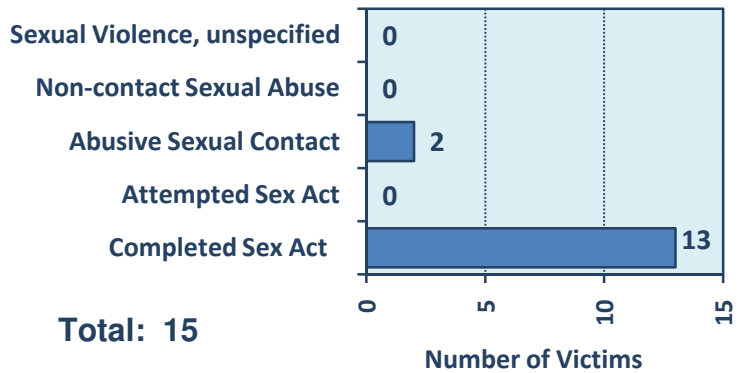
Topics of Crisis Calls, FY2008



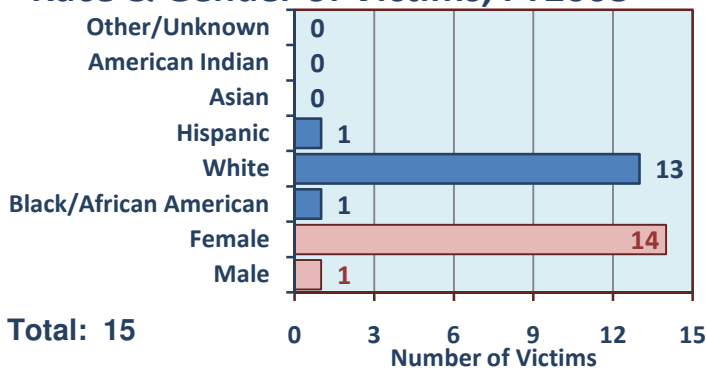
Total: 92

- Child Abuse - 4
- Adult Survivor - 11
- Acquaintance Rape - 19
- Partner Rape - 3
- Sexual Harassment - 1
- Stranger Rape - 9
- Drug Facilitated - 0
- General Information - 18
- Criminal Justice - 4
- Other - 23

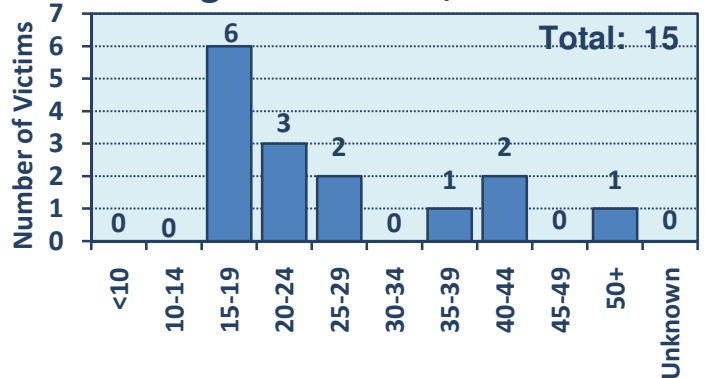
Types of Sexual Violence, FY2008



Race & Gender of Victims, FY2008

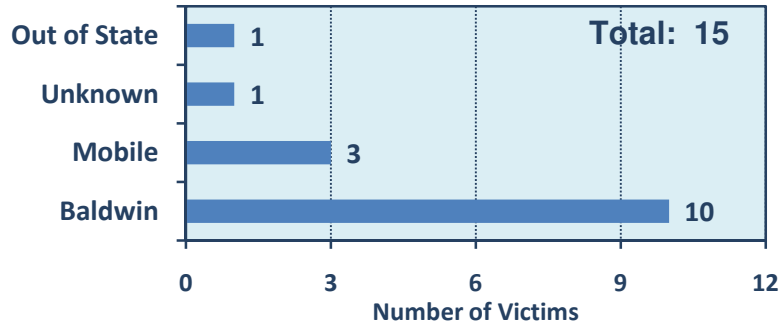


Ages of Victims, FY2008



Lighthouse

Counties of Assault, FY2008



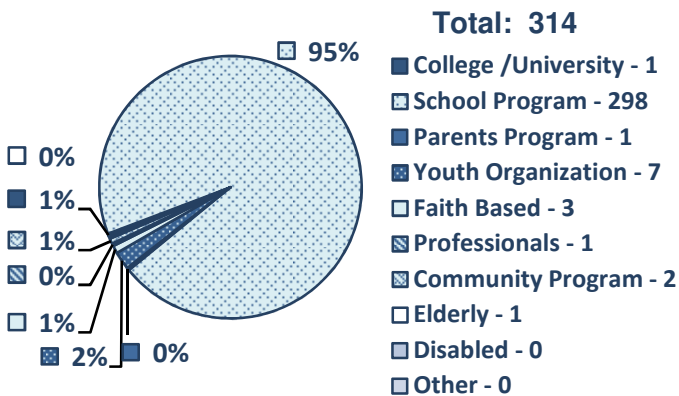
Follow Up Services Provided	FY2008
Outgoing Call	23
Crisis Counseling	6
Therapy in Person	30
Group Treatment	0
Criminal Justice Support	0
Assist. Filing Compens.	0
Personal Advocacy	5
SANE Follow-up	0
Financial Assistance	0
Written Info Provided	0
Legal Advocacy	0
Other Follow-up	6
Total	70

Victim Follow-Up, FY2008

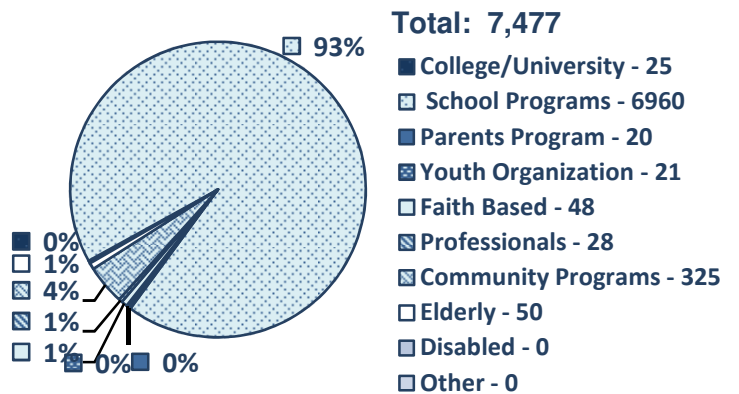


Programs:

Program Audiences, FY2008

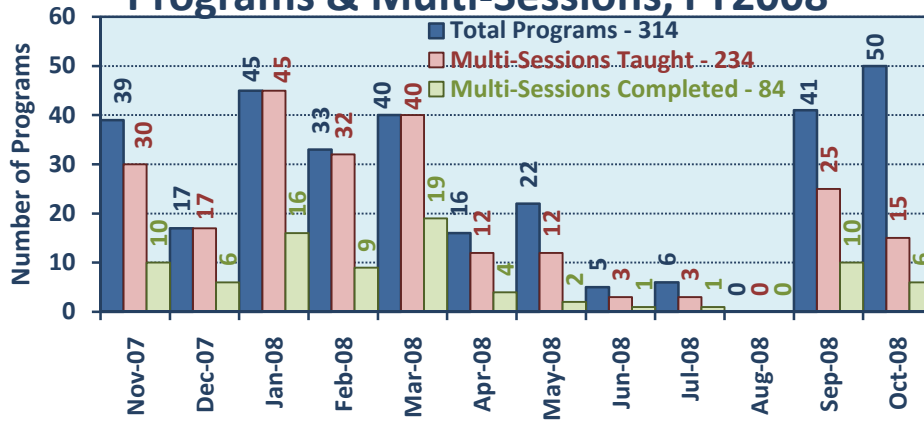


Program Attendance, FY2008



Lighthouse

Programs & Multi-Sessions, FY2008



Informational Materials

- Billboards
- ✓ Brochures
- ✓ CEU Courses
- ✓ Curricula
- Newspaper Ads
- ✓ Posters
- Promo Items
- Radio Ads
- ✓ Standardized Presentations
- TV Ads
- ✓ Website
- ✓ Videos
- Other

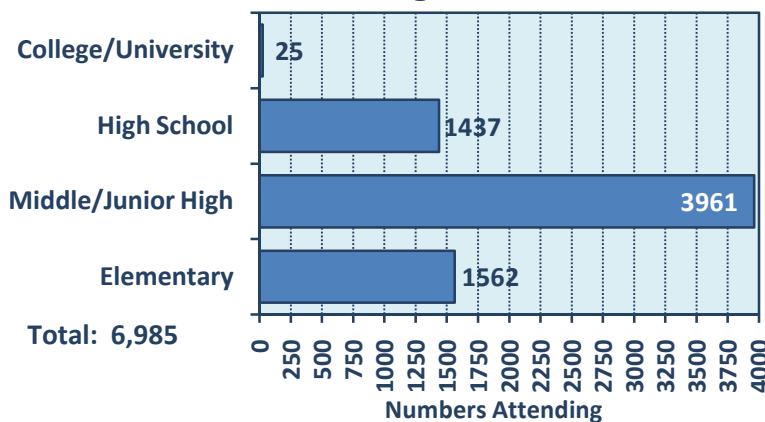
Program & Material Topics

- **Bullying
- **Underserved Populations
- ✓ **Alcohol and Rape
- ✓ Causes of Rape
- **Consent vs. Coercion
- ✓ **Dating Violence
- Disclosure Response
- ✓ **Drug Facilitated Rape
- ✓ How to Respond to Rape
- ✓ Impact of Rape
- Legal Policy Information
- Media Advocacy
- Offender Profile
- Oppression
- ✓ **Rape Prevention
- ✓ **Risk Reduction
- Role of Advocate
- ✓ **Role of Bystander
- SANE/SART
- ✓ **Self Defense
- ✓ **Sexual Harassment
- ✓ What to do if Raped
- **Gender Roles
- ✓ **Healthy Relationships
- Media Violence
- ✓ Rape Myths
- ✓ Rape Statistics
- **Internet Safety
- ✓ Stalking
- ✓ Rape Crisis Center Services
- Volunteer Opportunities
- Other

Safe Dates:

105 Sessions Taught
43 Multi-sessions Completed

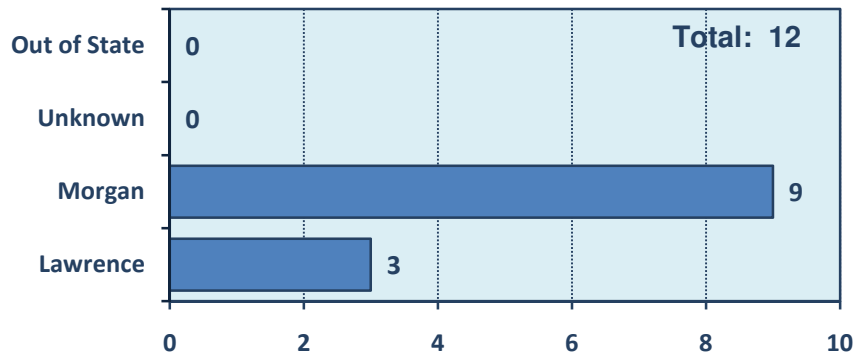
School Programs, FY2008



**Items are CDC mandated topics

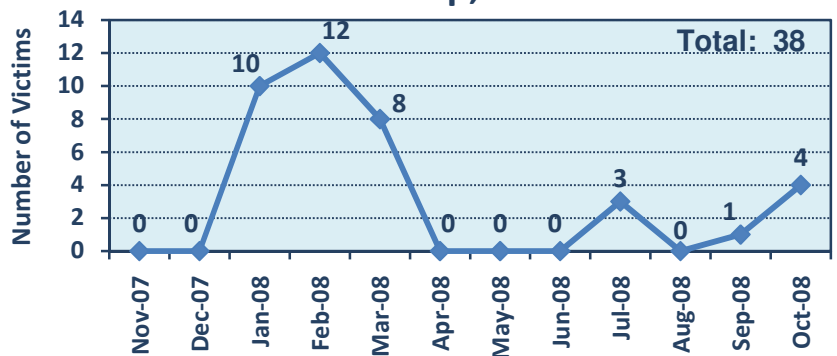
MHA

County of Assault, FY2008



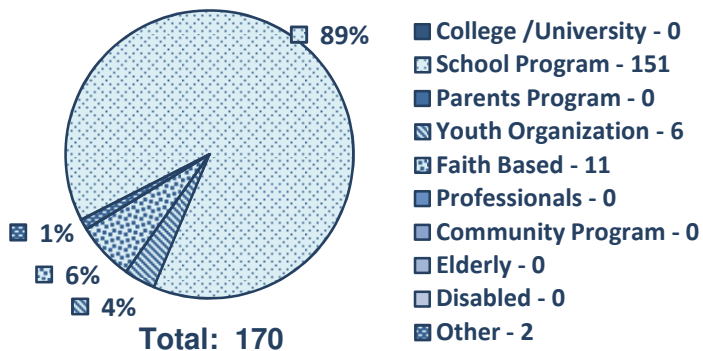
Follow Up Services Provided	FY2008
Outgoing Call	24
Crisis Counseling	3
Therapy in Person	0
Group Treatment	0
Criminal Justice Support	15
Assist. Filing Compens.	0
Personal Advocacy	19
SANE Follow-up	2
Financial Assistance	0
Written Info Provided	0
Legal Advocacy	0
Other Follow-up	6
Total	69

Victim Follow-Up, FY2008

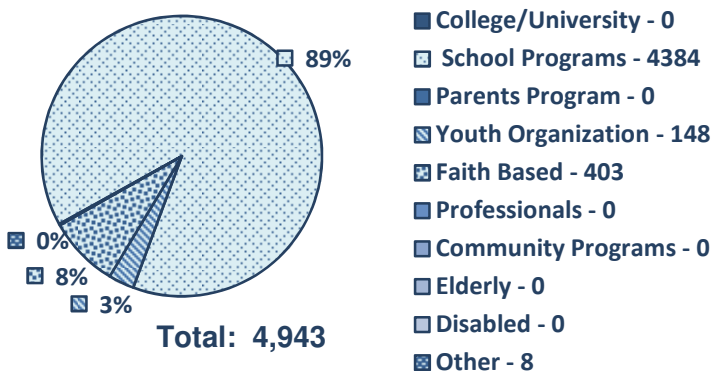


Programs:

Program Audiences, FY2008

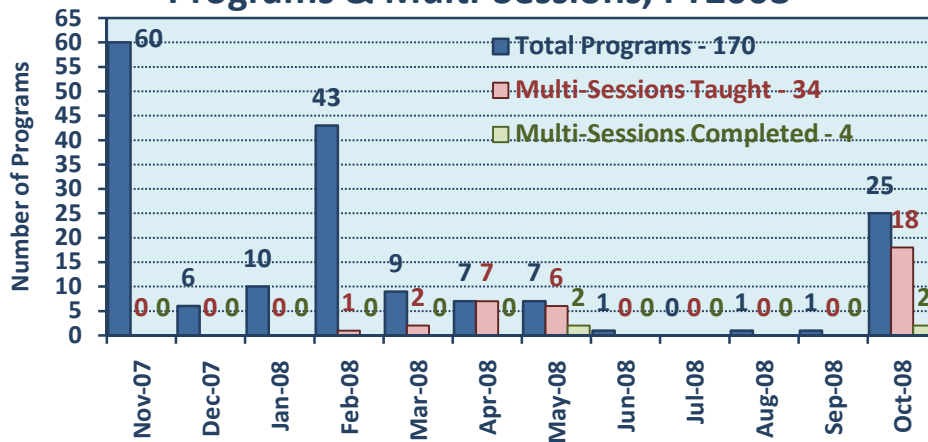


Program Attendance, FY2008



MHA

Programs & Multi-Sessions, FY2008



Informational Materials

- Billboards
- ✓ Brochures
- ✓ CEU Courses
- ✓ Curricula
- ✓ Newspaper Ads
- ✓ Posters
- ✓ Promo Items
- Radio Ads
- ✓ Standardized Presentations
- TV Ads
- ✓ Website
- ✓ Videos
- Other

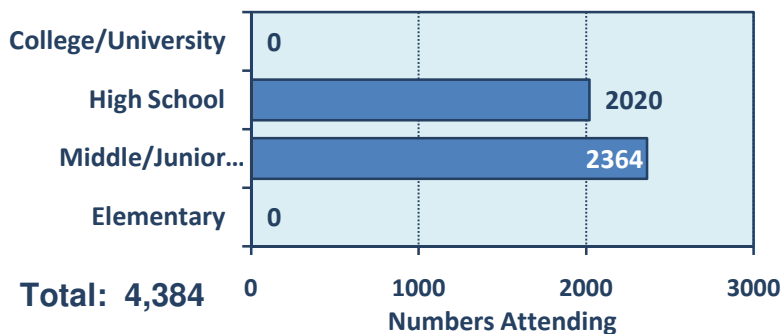
Program & Material Topics

- ✓ **Bullying
- **Underserved Populations
- ✓ **Alcohol and Rape
- ✓ Causes of Rape
- ✓ **Consent vs. Coercion
- ✓ **Dating Violence
- Disclosure Response
- ✓ **Drug Facilitated Rape
- ✓ How to Respond to Rape
- ✓ Impact of Rape
- ✓ Legal Policy Information
- Media Advocacy
- ✓ Offender Profile
- Oppression
- ✓ **Rape Prevention
- ✓ **Risk Reduction
- ✓ Role of Advocate
- ✓ **Role of Bystander
- ✓ SANE/SART
- **Self Defense
- ✓ **Sexual Harassment
- ✓ What to do if Raped
- ✓ **Gender Roles
- ✓ **Healthy Relationships
- Media Violence
- ✓ Rape Myths
- ✓ Rape Statistics
- ✓ **Internet Safety
- Stalking
- ✓ Rape Crisis Center Services
- Volunteer Opportunities
- ✓ Other

Safe Dates:

32 Sessions Taught
4 Multi-sessions Completed

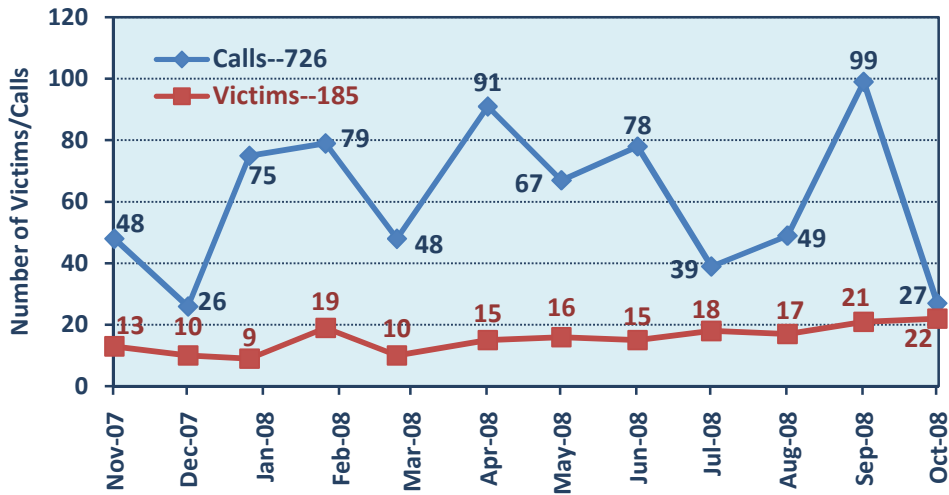
School Programs, FY2008



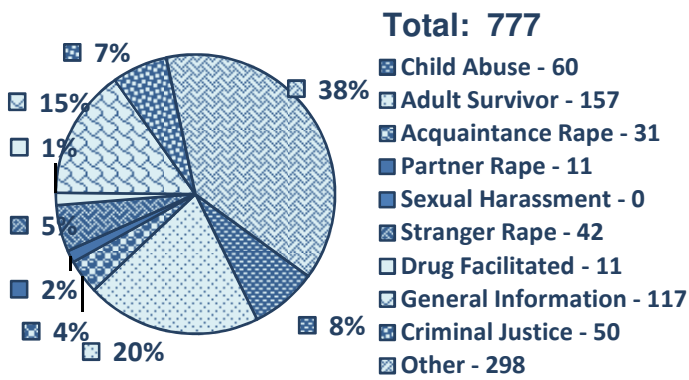
**Items are CDC mandated topics

Family Counseling Center of Mobile 2008 Annual Report

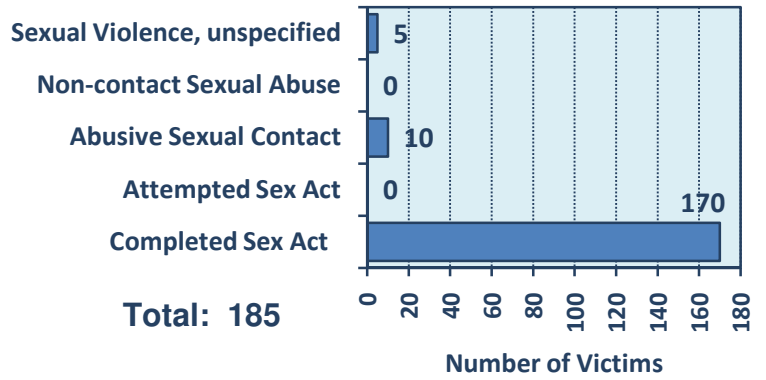
Victims and Crisis Calls, FY2008



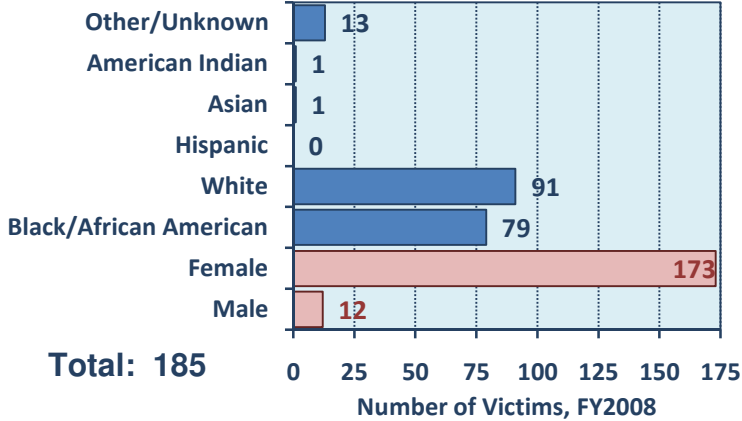
Topics of Crisis Calls, FY2008



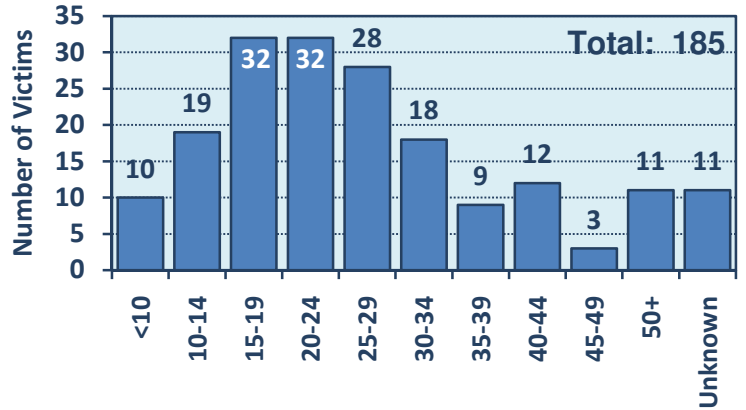
Types of Sexual Violence, FY2008



Race & Gender of Victims, FY2008

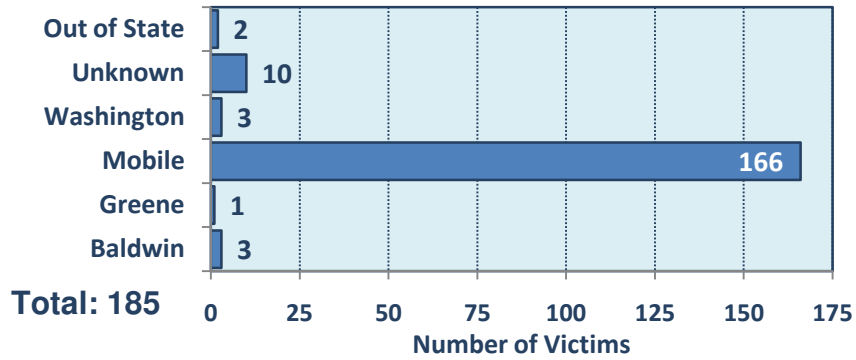


Ages of Victims, FY2008



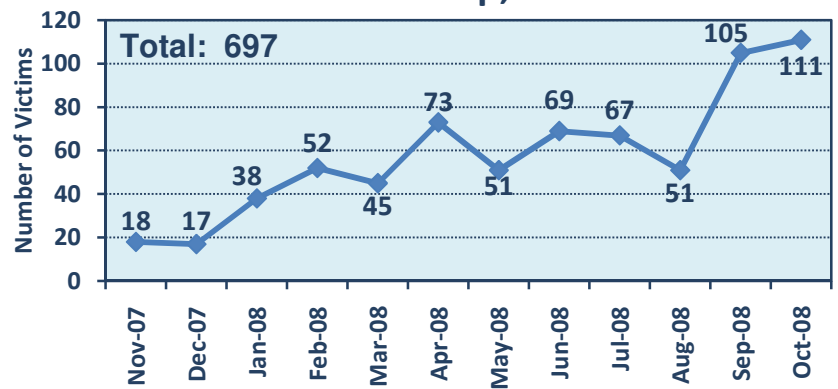
Mobile

County of Assault, FY2008



Follow Up Services Provided	FY2008
Outgoing Call	473
Crisis Counseling	7
Therapy in Person	116
Group Treatment	4
Criminal Justice Support	45
Assist. Filing Compens.	8
Personal Advocacy	420
SANE Follow-up	10
Financial Assistance	15
Written Info Provided	89
Legal Advocacy	27
Other Follow-up	514
Total	1728

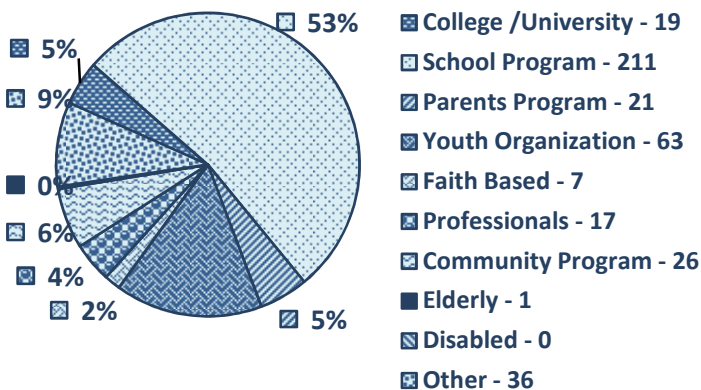
Victim Follow-Up, FY2008



Programs

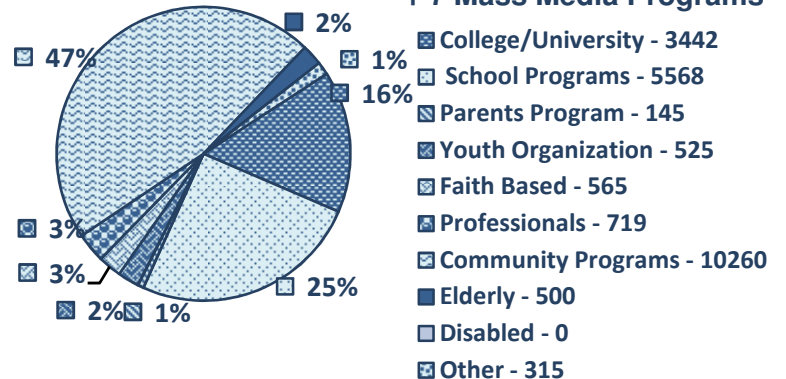
Program Audiences, FY2008

Total: 401



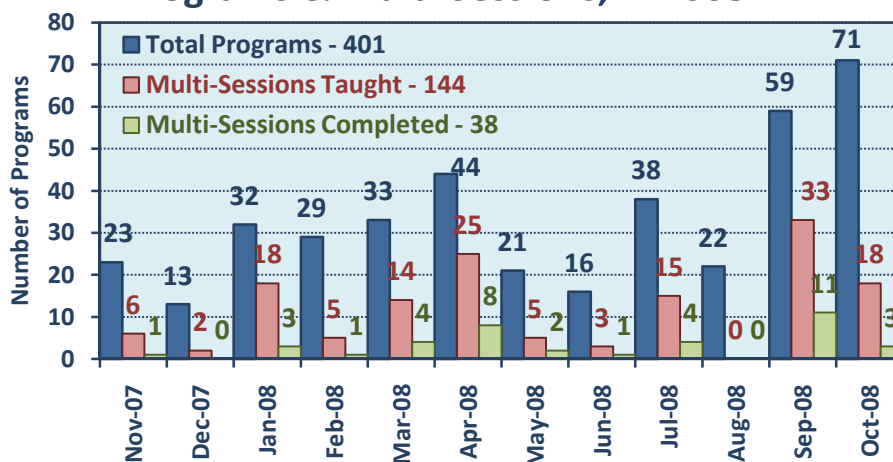
Program Attendance, FY2008

Total: 22,039
+ 7 Mass Media Programs



Mobile

Programs & Multi-Sessions, FY2008

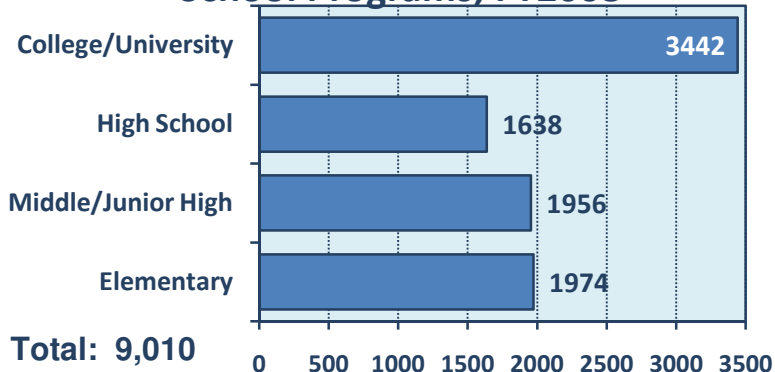


Informational Materials	
	Billboards
✓	Brochures
✓	CEU Courses
✓	Curricula
	Newspaper Ads
✓	Posters
✓	Promo Items
✓	Radio Ads
✓	Standardized Presentations
✓	TV Ads
✓	Website
	Videos
✓	Other

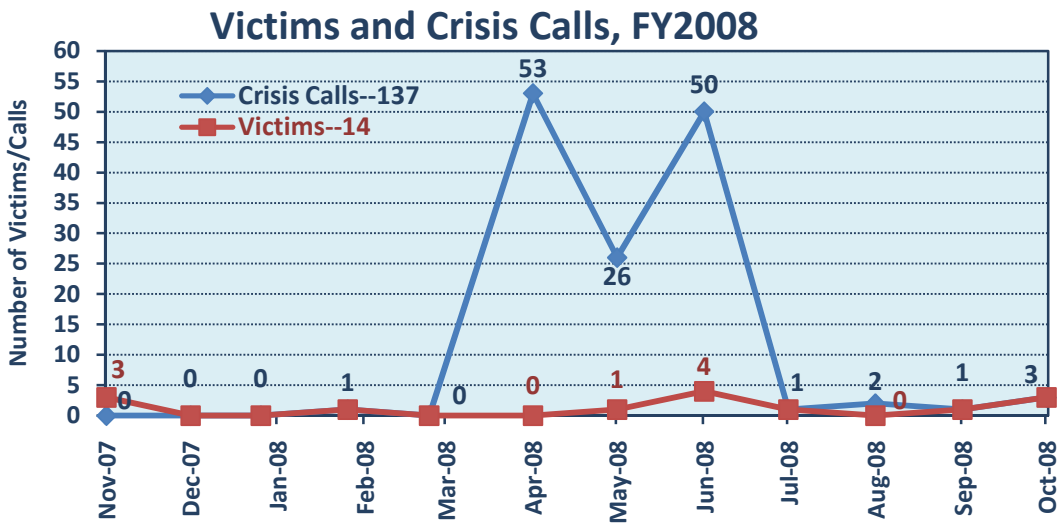
Program & Material Topics	
✓	**Bullying
✓	**Underserved Populations
✓	**Alcohol and Rape
✓	Causes of Rape
✓	**Consent vs. Coercion
✓	**Dating Violence
✓	Disclosure Response
✓	**Drug Facilitated Rape
✓	How to Respond to Rape
✓	Impact of Rape
✓	Legal Policy Information
✓	Media Advocacy
✓	Offender Profile
✓	Oppression
✓	**Rape Prevention
✓	**Risk Reduction
✓	Role of Advocate
✓	**Role of Bystander
✓	SANE/SART
	**Self Defense
✓	**Sexual Harassment
✓	What to do if Raped
✓	**Gender Roles
✓	**Healthy Relationships
✓	Media Violence
✓	Rape Myths
✓	Rape Statistics
✓	**Internet Safety
✓	Stalking
✓	Rape Crisis Center Services
✓	Volunteer Opportunities
	Other

**Safe Dates:
6 Sessions Taught
1 Multi-sessions Completed**

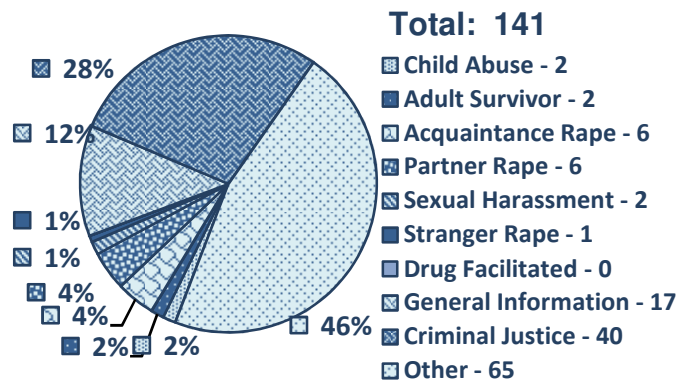
School Programs, FY2008



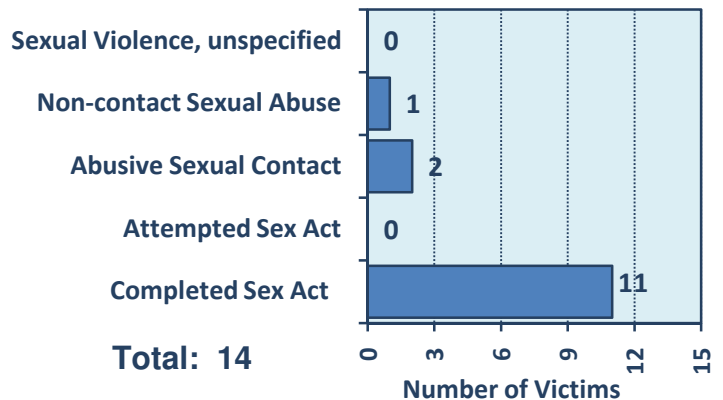
Crisis Center of Russell County 2008 Annual Report



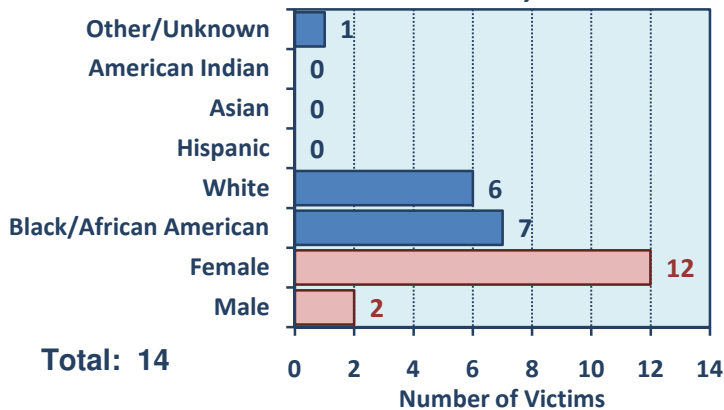
Topics of Crisis Calls, FY2008



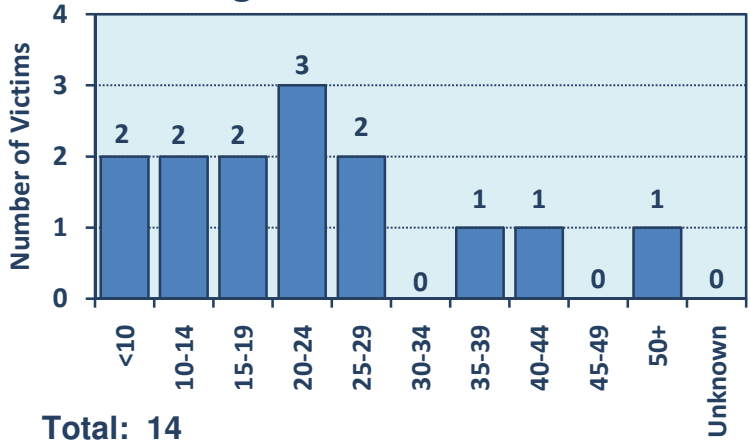
Types of Sexual Violence, FY2008



Race & Gender of Victims, FY2008

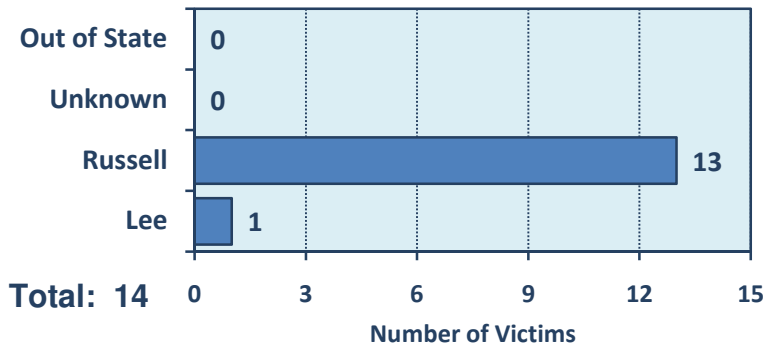


Ages of Victims, FY2008

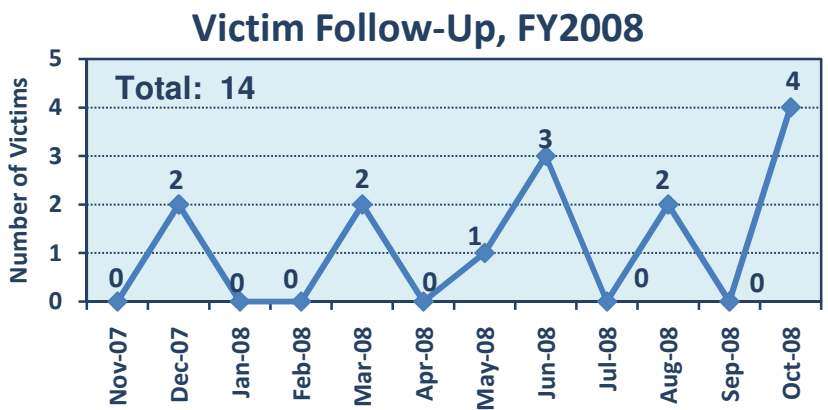


Russell

Counties of Assault, FY2008



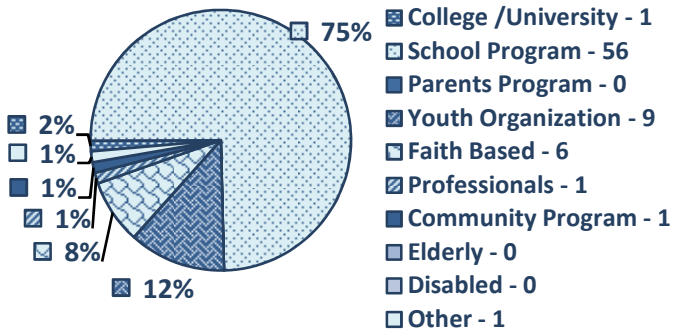
Follow Up Services Provided	FY2008
Outgoing Call	5
Crisis Counseling	8
Therapy in Person	0
Group Treatment	0
Criminal Justice Support	1
Assist. Filing Compens.	0
Personal Advocacy	1
SANE Follow-up	0
Financial Assistance	0
Written Info Provided	0
Legal Advocacy	2
Other Follow-up	3
Total	20



Programs:

Program Audiences, FY2008

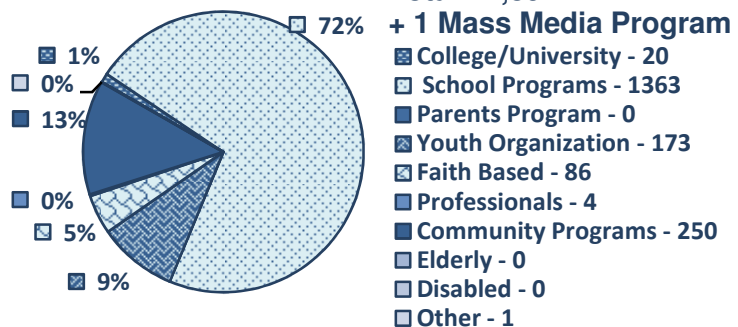
Total: 75



Program Attendance, FY2008

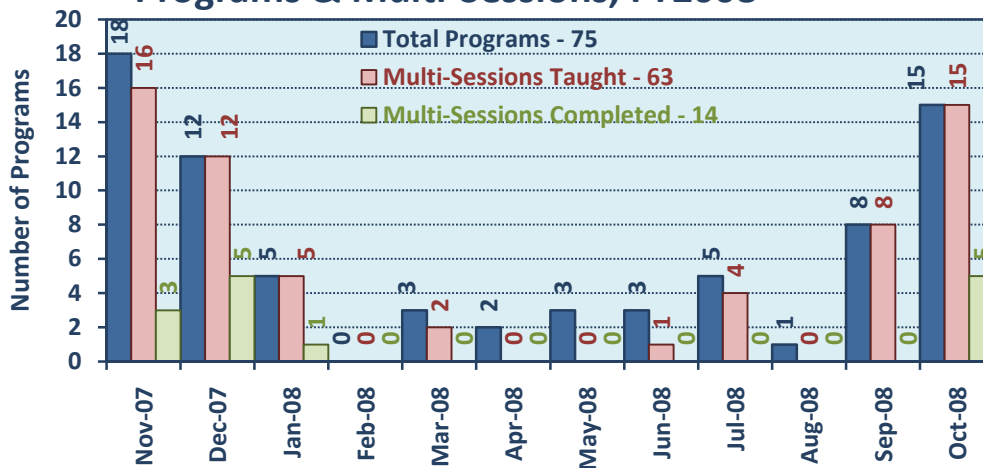
Total: 1,897

+ 1 Mass Media Program



Russell

Programs & Multi-Sessions, FY2008



Informational Materials

- Billboards
- ✓ Brochures
- CEU Courses
- ✓ Curricula
- Newspaper Ads
- ✓ Posters
- ✓ Promo Items
- Radio Ads
- ✓ Standardized Presentations
- ✓ TV Ads
- ✓ Website
- Videos
- ✓ Other

Program & Material Topics

- ✓ **Bullying
- **Underserved Populations
- ✓ **Alcohol and Rape
- ✓ Causes of Rape
- ✓ **Consent vs. Coercion
- ✓ **Dating Violence
- Disclosure Response
- ✓ **Drug Facilitated Rape
- ✓ How to Respond to Rape
- ✓ Impact of Rape
- ✓ Legal Policy Information
- ✓ Media Advocacy
- ✓ Offender Profile
- ✓ Oppression
- ✓ **Rape Prevention
- ✓ **Risk Reduction
- ✓ Role of Advocate
- ✓ **Role of Bystander
- SANE/SART
- ✓ **Self Defense
- ✓ **Sexual Harassment
- ✓ What to do if Raped
- ✓ **Gender Roles
- ✓ **Healthy Relationships
- ✓ Media Violence
- ✓ Rape Myths
- ✓ Rape Statistics
- ✓ **Internet Safety
- ✓ Stalking
- ✓ Rape Crisis Center Services
- ✓ Volunteer Opportunities
- Other

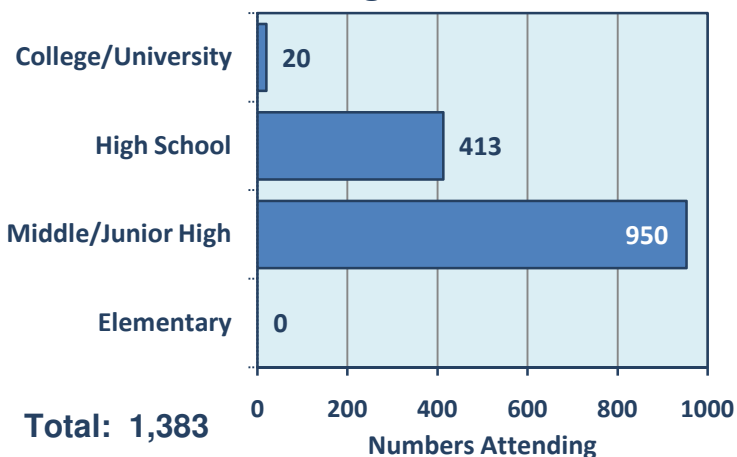
**Items are CDC mandated topics

Safe Dates:

24 sessions taught

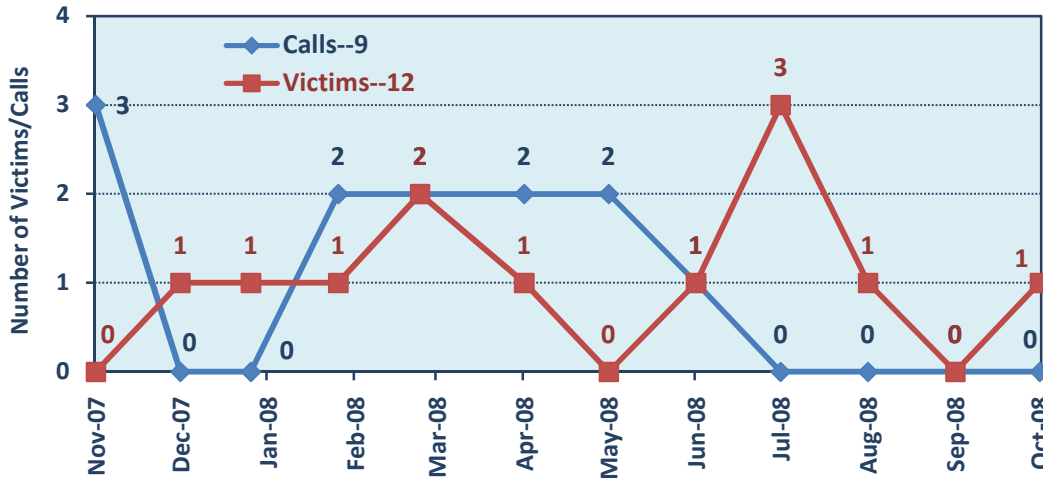
6 multi-sessions completed

School Programs, FY2008

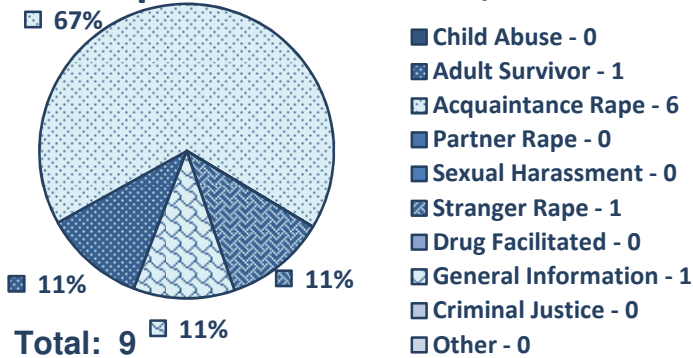


Sabra Sanctuary, Inc. 2008 Annual Report

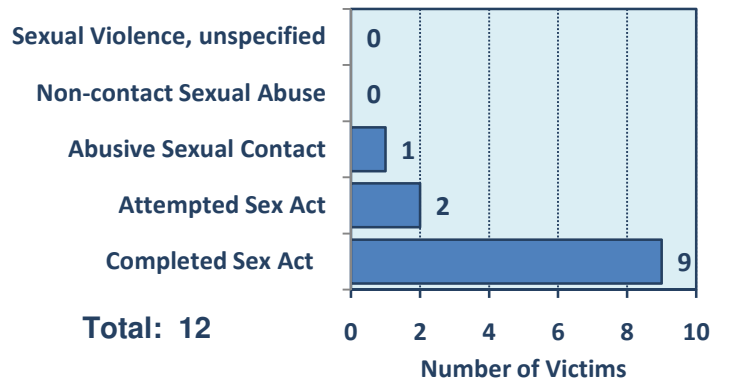
Victims and Crisis Calls, FY2008



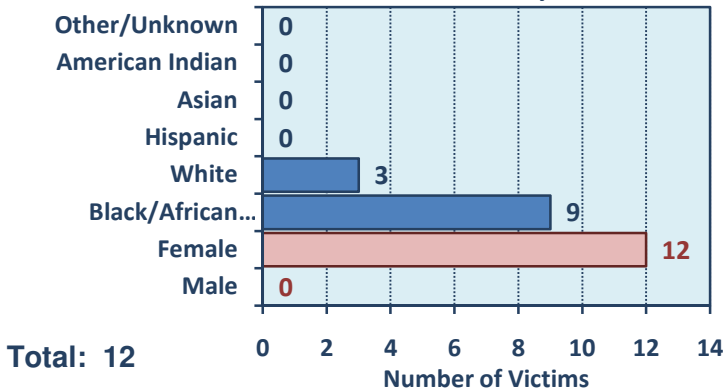
Topics of Crisis Calls, FY2008



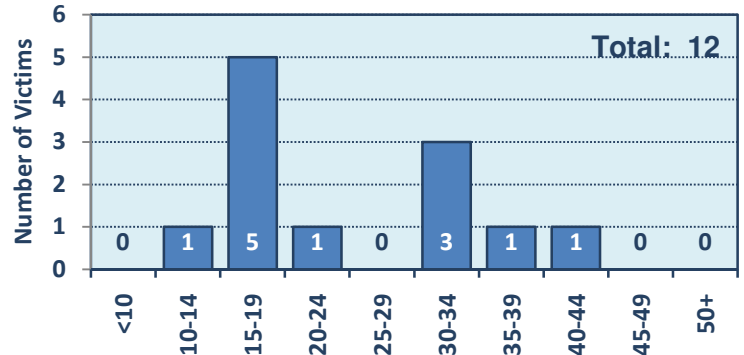
Types of Sexual Violence, FY2008



Race & Gender of Victims, FY2008

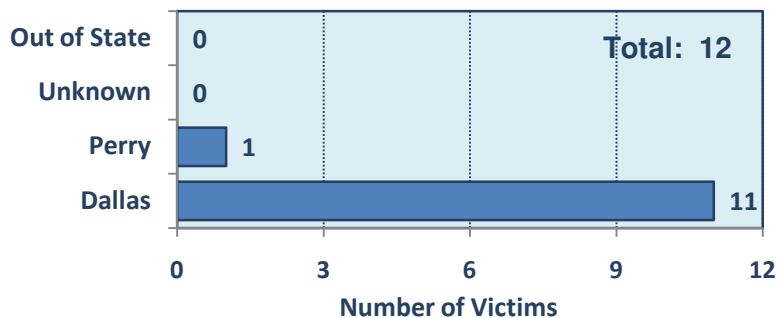


Age of Victims, FY2008



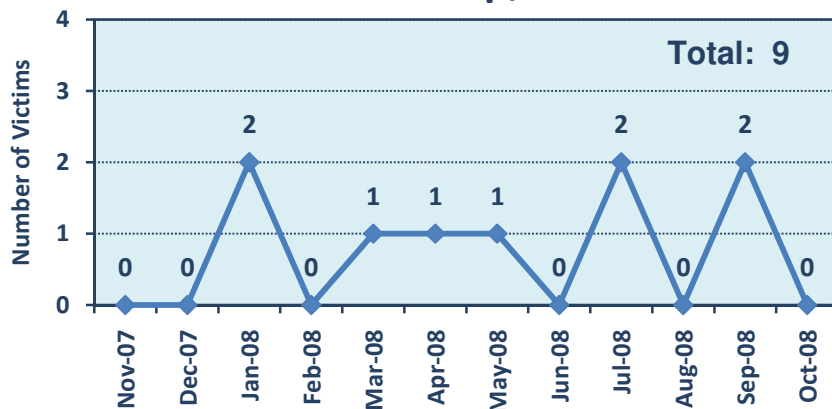
Sabra

County of Assault, FY2008



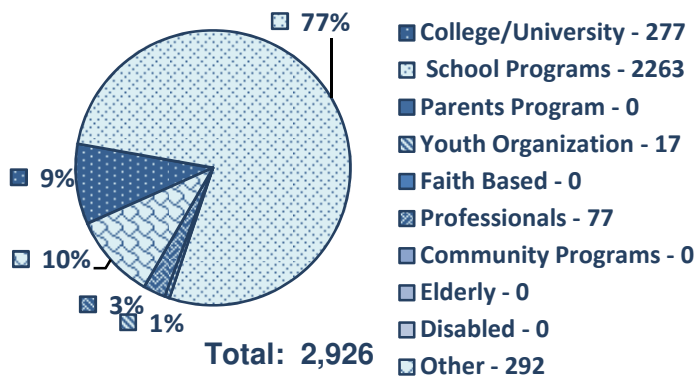
Follow Up Services Provided	FY2008
Outgoing Call	4
Crisis Counseling	0
Therapy in Person	3
Group Treatment	0
Criminal Justice Support	0
Assist. Filing Compens.	0
Personal Advocacy	5
SANE Follow-up	0
Financial Assistance	0
Written Info Provided	1
Legal Advocacy	5
Other Follow-up	1
Total	19

Victim Follow-Up, FY2008

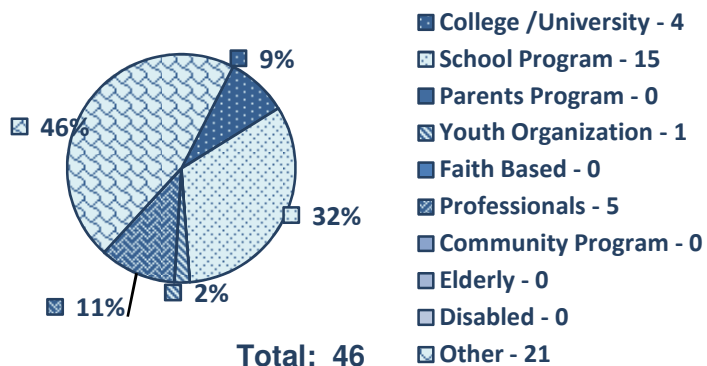


Programs:

Program Attendance, FY2008

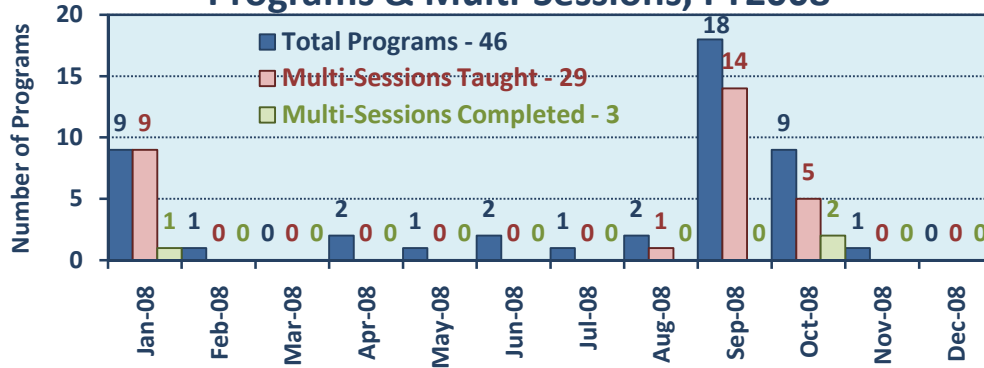


Program Audiences, FY2008



Sabra

Programs & Multi-Sessions, FY2008



Informational Materials

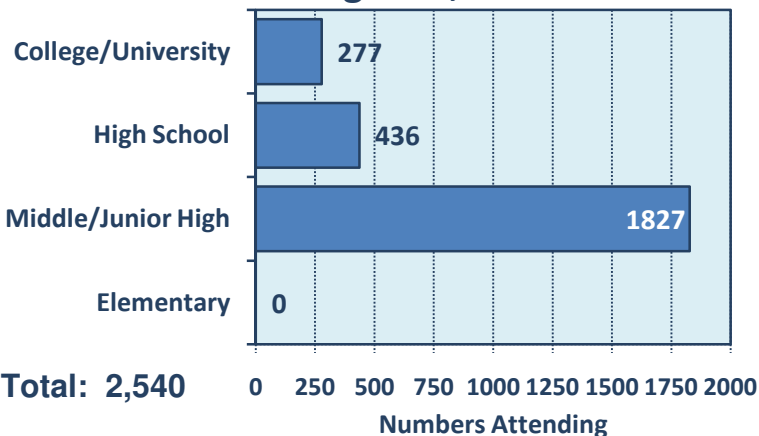
- Billboards
- ✓ Brochures
- ✓ CEU Courses
- ✓ Curricula
- ✓ Newspaper Ads
- ✓ Posters
- ✓ Promo Items
- ✓ Radio Ads
- ✓ Standardized Presentations
- TV Ads
- Website
- Videos
- Other

Program & Material Topics

- ✓ **Bullying
- ✓ **Underserved Populations
- ✓ **Alcohol and Rape
- ✓ Causes of Rape
- ✓ **Consent vs. Coercion
- ✓ **Dating Violence
- ✓ Disclosure Response
- ✓ **Drug Facilitated Rape
- ✓ How to Respond to Rape
- ✓ Impact of Rape
- ✓ Legal Policy Information
- Media Advocacy
- ✓ Offender Profile
- ✓ Oppression
- ✓ **Rape Prevention
- ✓ **Risk Reduction
- ✓ Role of Advocate
- ✓ **Role of Bystander
- ✓ SANE/SART
- ✓ **Self Defense
- ✓ **Sexual Harassment
- ✓ What to do if Raped
- ✓ **Gender Roles
- ✓ **Healthy Relationships
- ✓ Media Violence
- ✓ Rape Myths
- ✓ Rape Statistics
- ✓ **Internet Safety
- ✓ Stalking
- ✓ Rape Crisis Center Services
- ✓ Volunteer Opportunities
- Other

Safe dates:
29 sessions taught
3 multi-sessions completed

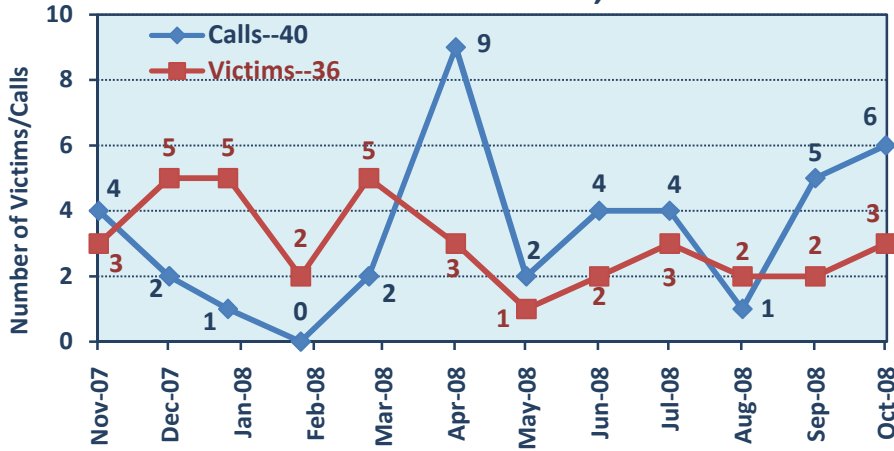
School Programs, FY2008



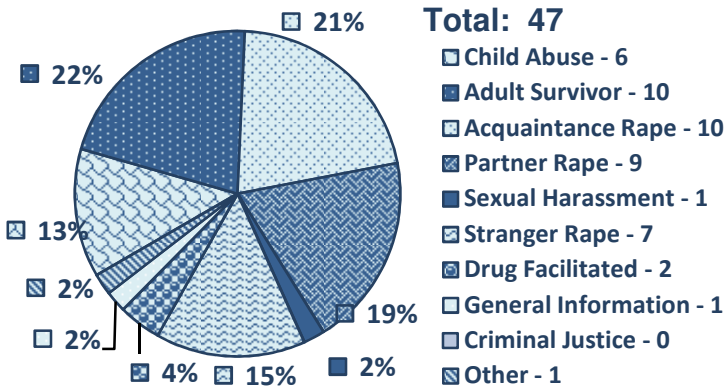
****Items are CDC mandated topics**

Safehouse of Shelby County, Inc. 2008 Annual Report

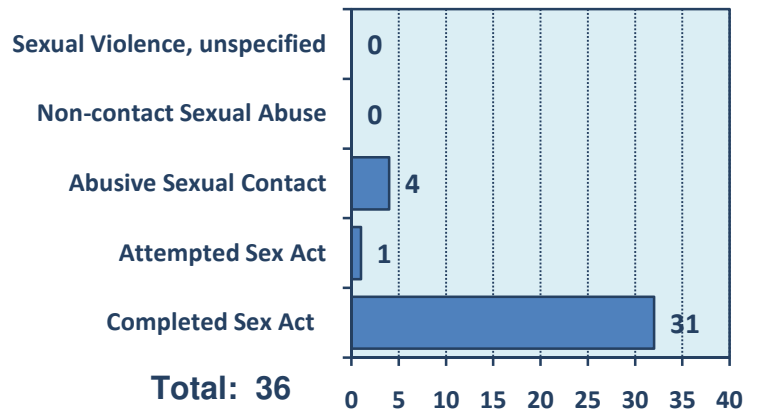
Victims and Crisis Calls, FY2008



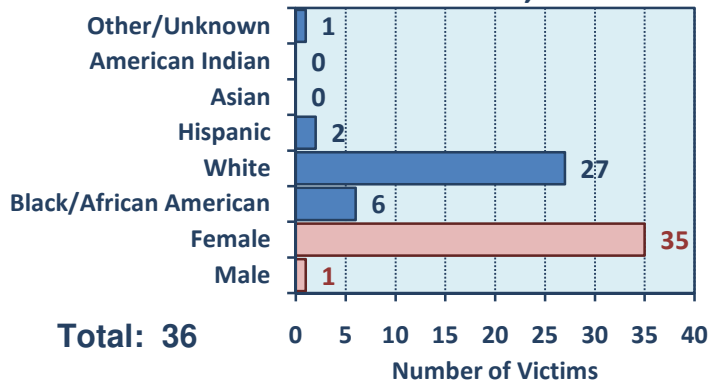
Topics of Crisis Calls, FY2008



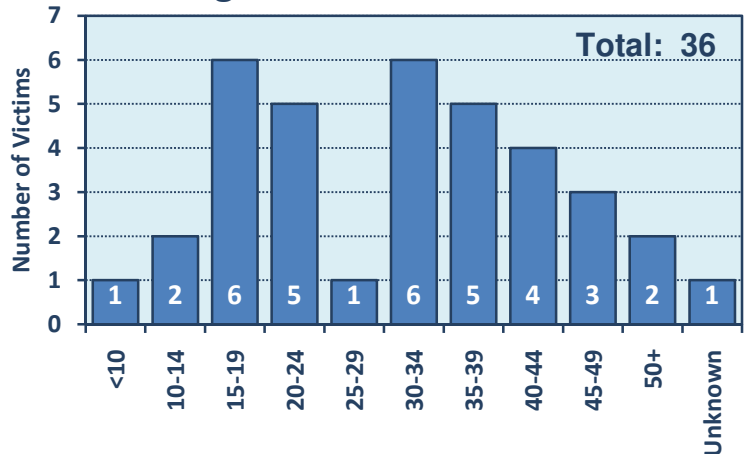
Types of Sexual Violence, FY2008



Race & Gender of Victims, FY2008

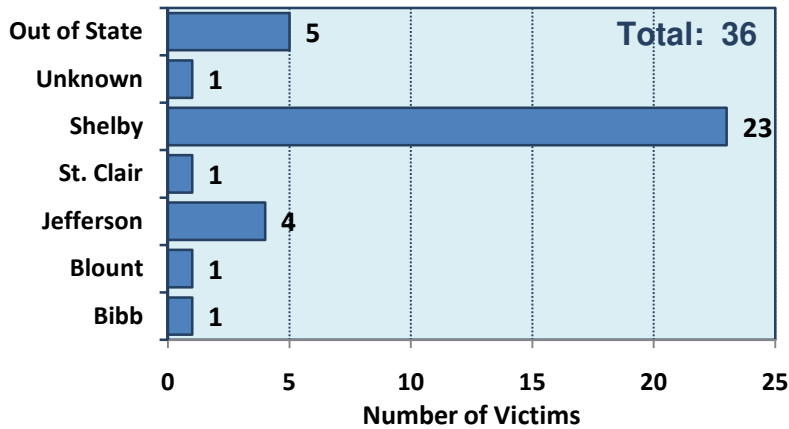


Ages of Victims, FY2008



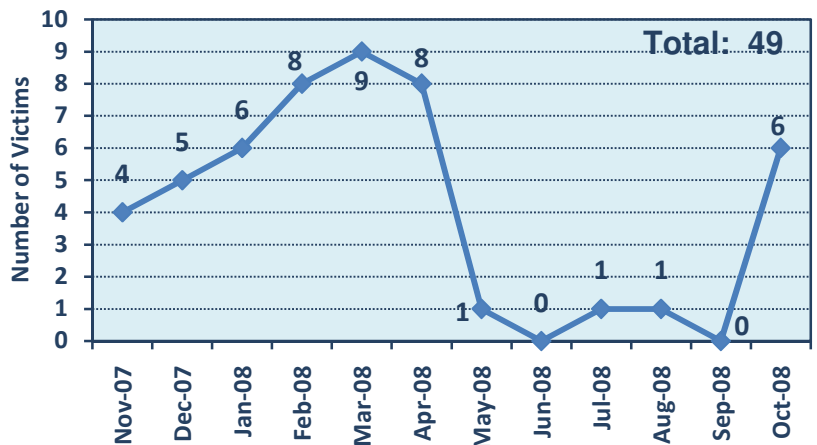
Safehouse

County of Assault, FY2008



Follow Up Services Provided	FY2008
Outgoing Call	1
Crisis Counseling	1
Therapy in Person	46
Group Treatment	0
Criminal Justice Support	0
Assist. Filing Compens.	0
Personal Advocacy	0
SANE Follow-up	0
Financial Assistance	0
Written Info Provided	3
Legal Advocacy	0
Other Follow-up	2
Total	53

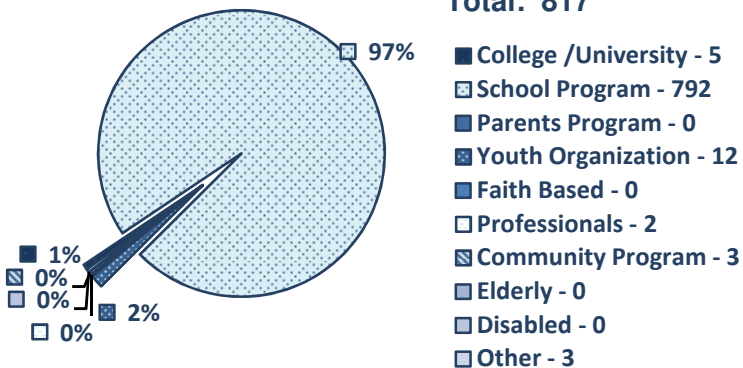
Victim Follow-Up, FY2008



Programs:

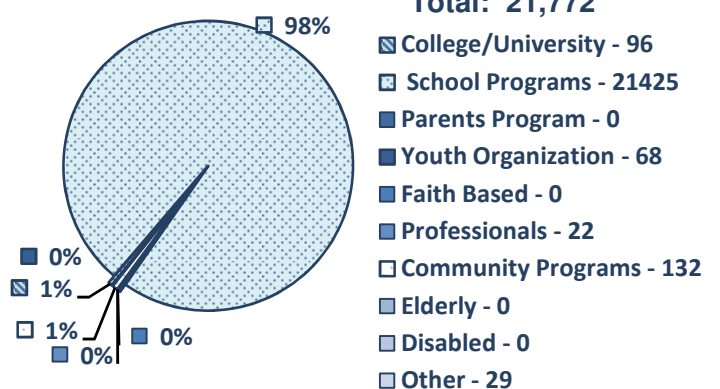
Program Audiences, FY2008

Total: 817



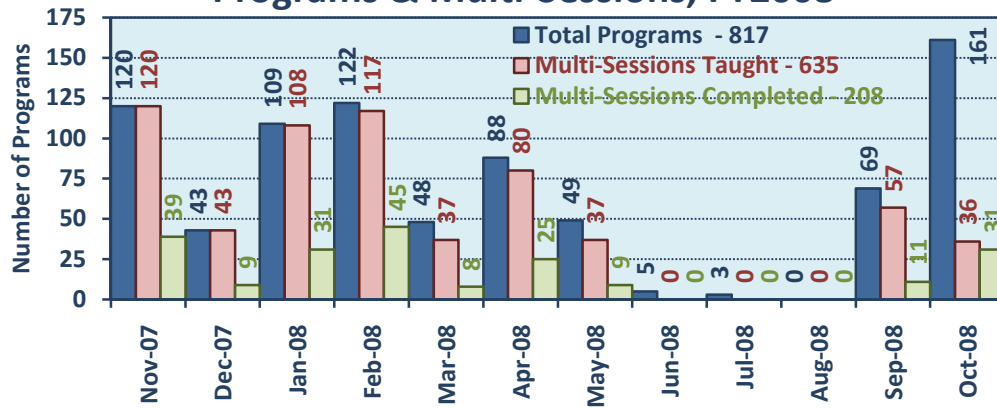
Program Audiences, FY2008

Total: 21,772



Safehouse

Programs & Multi-Sessions, FY2008



Informational Materials

- Billboards
- ✓ Brochures
- CEU Courses
- ✓ Curricula
- Newspaper Ads
- ✓ Posters
- ✓ Promo Items
- ✓ Radio Ads
- ✓ Standardized Presentations
- ✓ TV Ads
- ✓ Website
- Videos
- Other

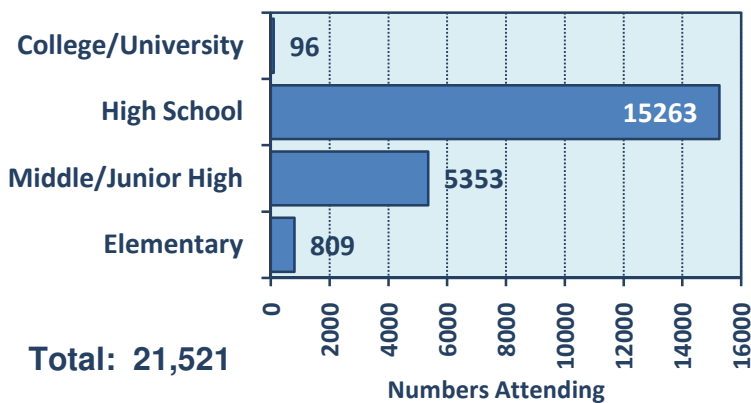
Program & Material Topics

- ✓ **Bullying
- **Underserved Populations
- ✓ **Alcohol and Rape
- ✓ Causes of Rape
- ✓ **Consent vs. Coercion
- ✓ **Dating Violence
- Disclosure Response
- ✓ **Drug Facilitated Rape
- ✓ How to Respond to Rape
- ✓ Impact of Rape
- ✓ Legal Policy Information
- Media Advocacy
- Offender Profile
- Oppression
- ✓ **Rape Prevention
- ✓ **Risk Reduction
- ✓ Role of Advocate
- ✓ **Role of Bystander SANE/SART
- **Self Defense
- ✓ **Sexual Harassment
- ✓ What to do if Raped
- ✓ **Gender Roles
- ✓ **Healthy Relationships
- Media Violence
- ✓ Rape Myths
- ✓ Rape Statistics
- **Internet Safety
- Stalking
- ✓ Rape Crisis Center Services
- ✓ Volunteer Opportunities
- Other

Safe Dates:

35 Sessions Taught
8 Multi-sessions Completed

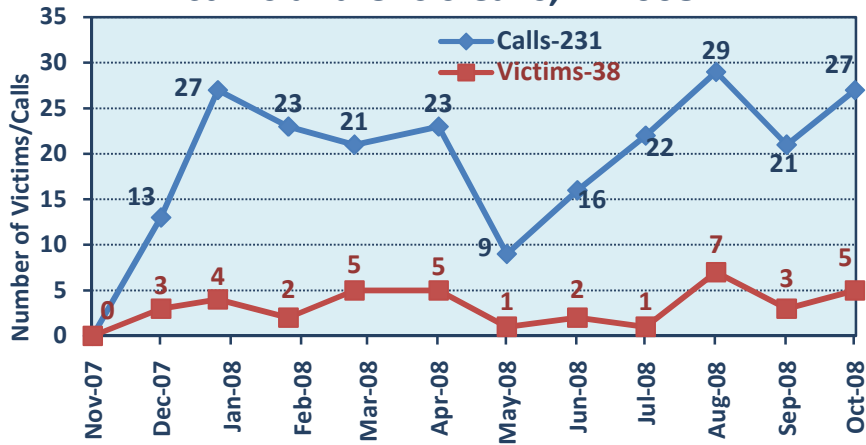
School Programs, FY2008



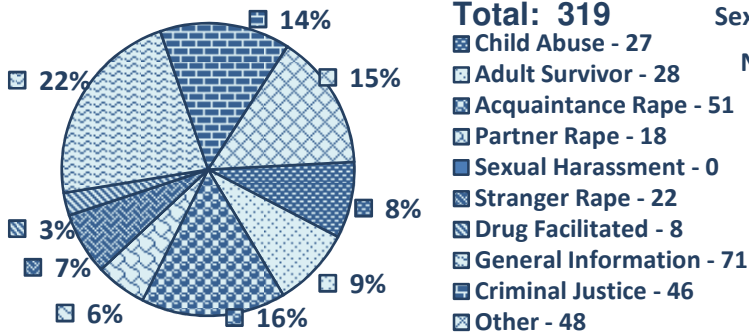
**Items are CDC mandated topics

Shoals Crisis Center 2008 Annual Report

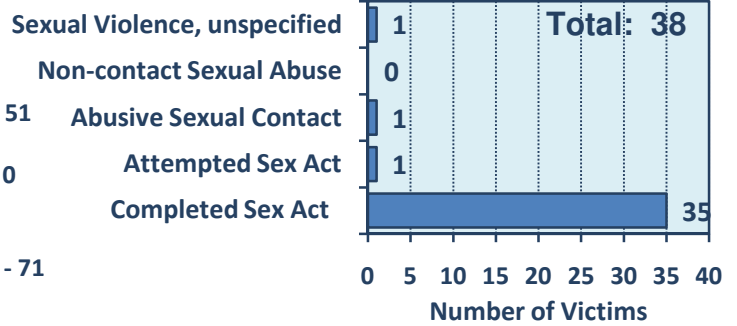
Victims and Crisis Calls, FY2008



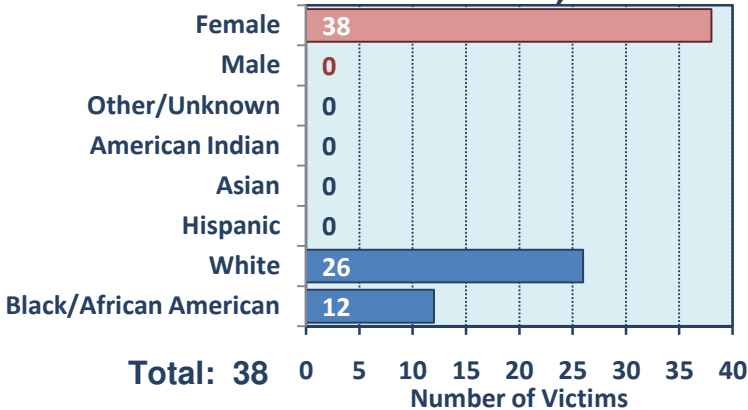
Topics of Crisis Calls, FY2008



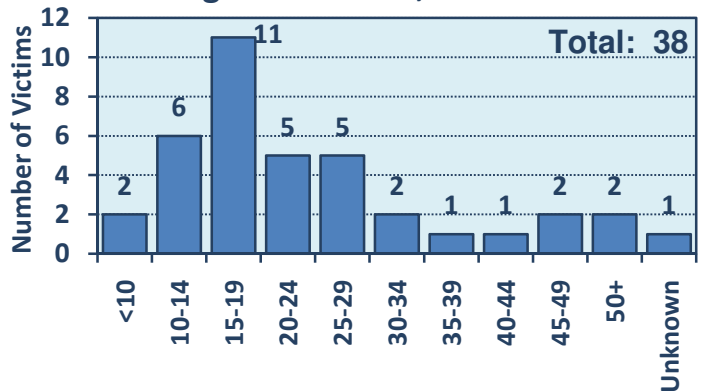
Types of Sexual Violence, FY2008



Race & Gender of Victims, FY2008

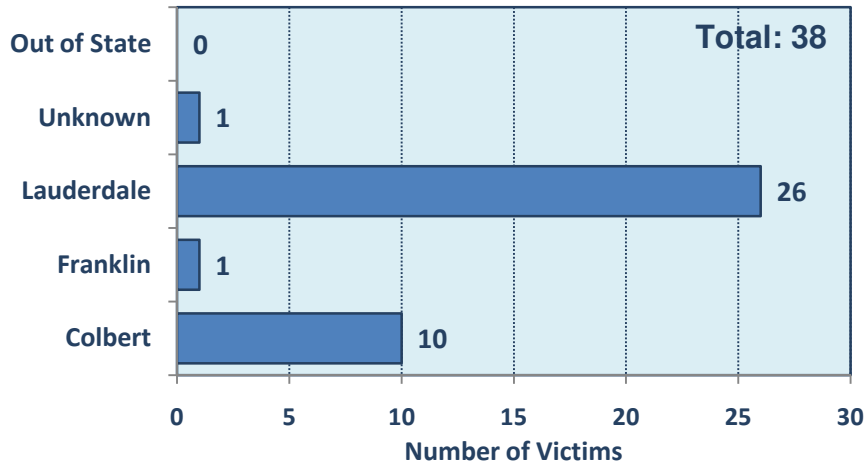


Ages of Victims, FY2008



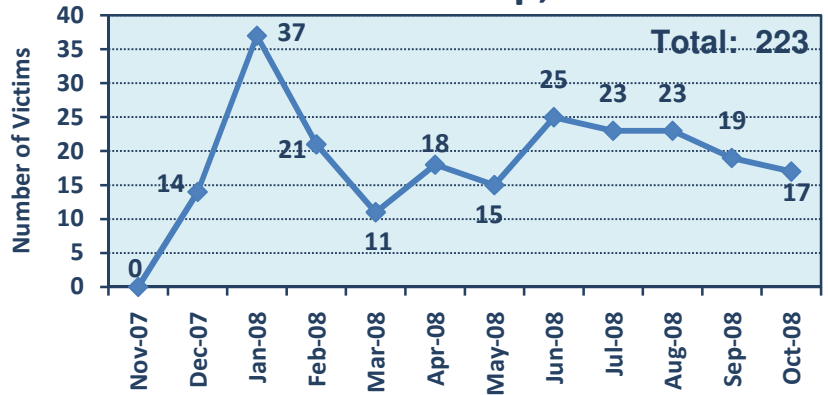
Shoals Crisis Center

County of Assault, FY2008



Follow Up Services Provided	FY2008
Outgoing Call	151
Crisis Counseling	58
Therapy in Person	16
Group Treatment	0
Criminal Justice Support	7
Assist. Filing Compens.	0
Personal Advocacy	6
SANE Follow-up	3
Financial Assistance	0
Written Info Provided	9
Legal Advocacy	3
Other Follow-up	14
Total	267

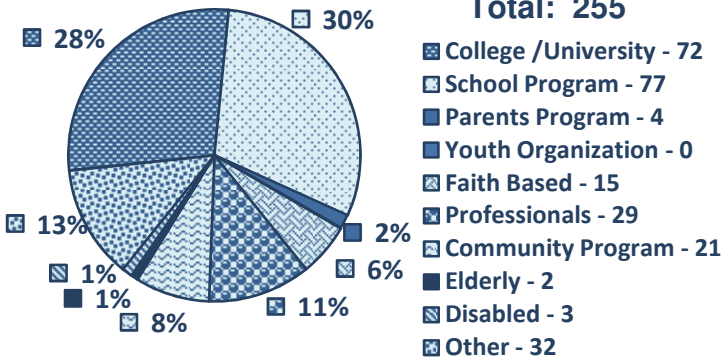
Victim Follow-Up, FY2008



Programs:

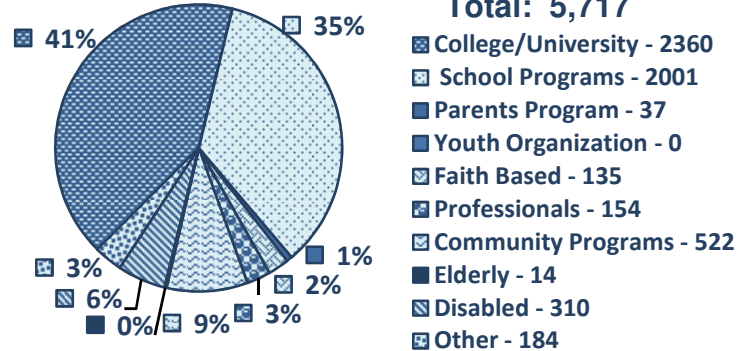
Program Audiences, FY2008

Total: 255



Program Attendance, FY2008

Total: 5,717



Shoals Crisis Center

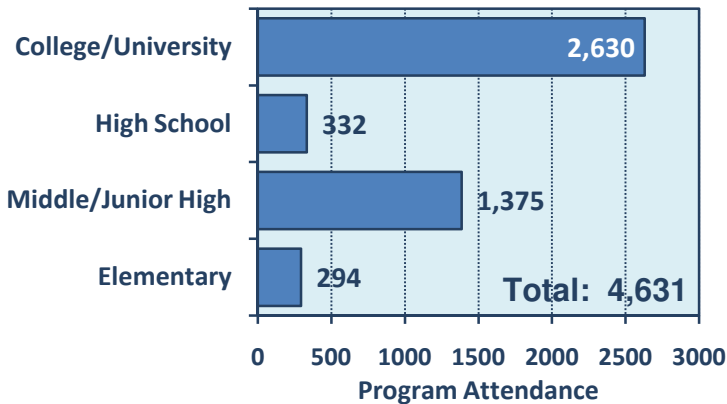
Informational Materials	
	Billboards
✓	Brochures
✓	CEU Courses
✓	Curricula
✓	Newspaper Ads
✓	Posters
✓	Promo Items
✓	Radio Ads
✓	Standardized Presentations
✓	TV Ads
✓	Website
✓	Videos
✓	Other

Program & Material Topics	
✓	**Bullying
✓	**Underserved Populations
✓	**Alcohol and Rape
✓	Causes of Rape
✓	**Consent vs. Coercion
✓	**Dating Violence
✓	Disclosure Response
✓	**Drug Facilitated Rape
✓	How to Respond to Rape
✓	Impact of Rape
✓	Legal Policy Information
✓	Media Advocacy
✓	Offender Profile
✓	Oppression
✓	**Rape Prevention
✓	**Risk Reduction
✓	Role of Advocate
✓	**Role of Bystander
✓	SANE/SART
✓	**Self Defense
✓	**Sexual Harassment
✓	What to do if Raped
✓	**Gender Roles
✓	**Healthy Relationships
✓	Media Violence
✓	Rape Myths
✓	Rape Statistics
✓	**Internet Safety
✓	Stalking
✓	Rape Crisis Center Services
✓	Volunteer Opportunities
	Other

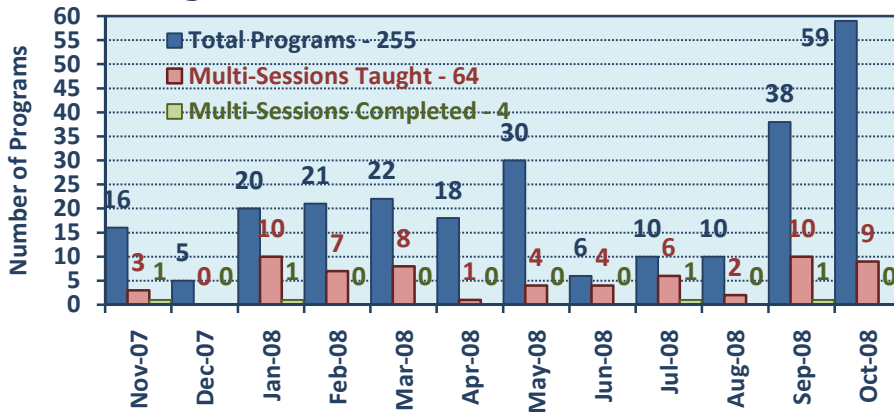
****Items are CDC mandated topics**

Safe Dates:
12 Sessions Taught
0 Multi-sessions Completed

School Programs, FY2008

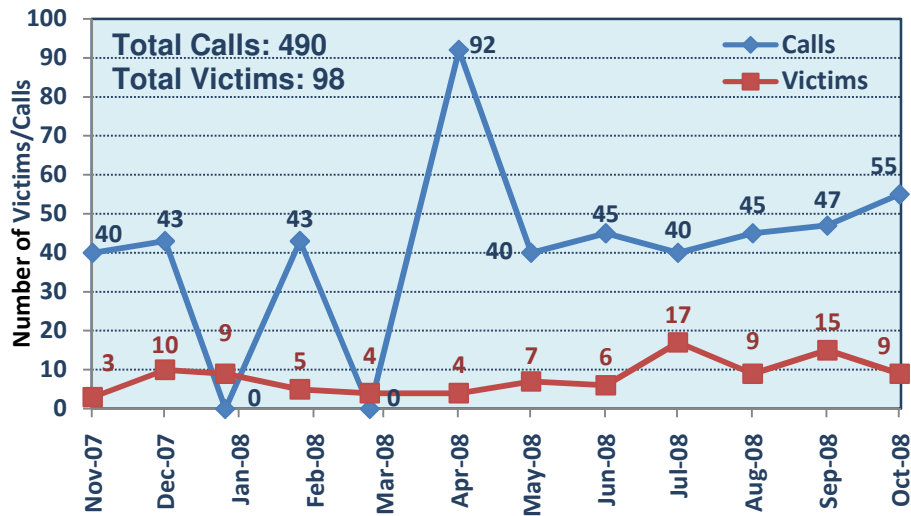


Programs & Multi-Sessions, FY2008

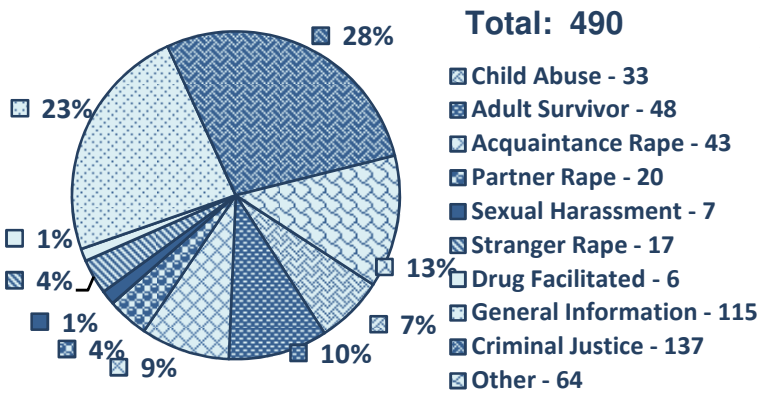


Standing Together Against Rape 2008 Annual Report

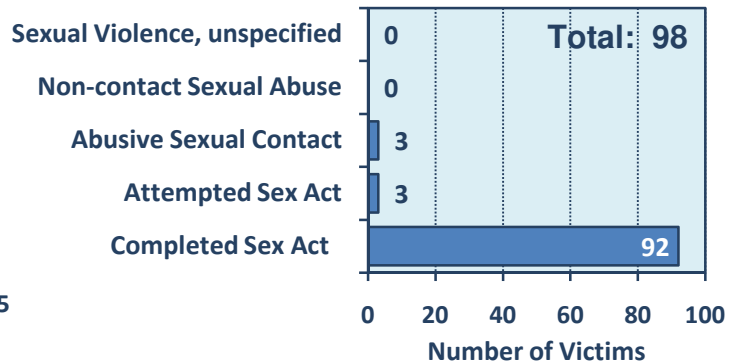
Crisis Calls and Victims, FY2008



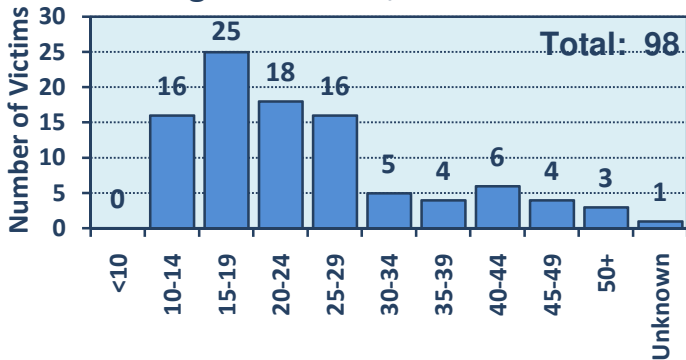
Topics of Crisis Calls, FY2008



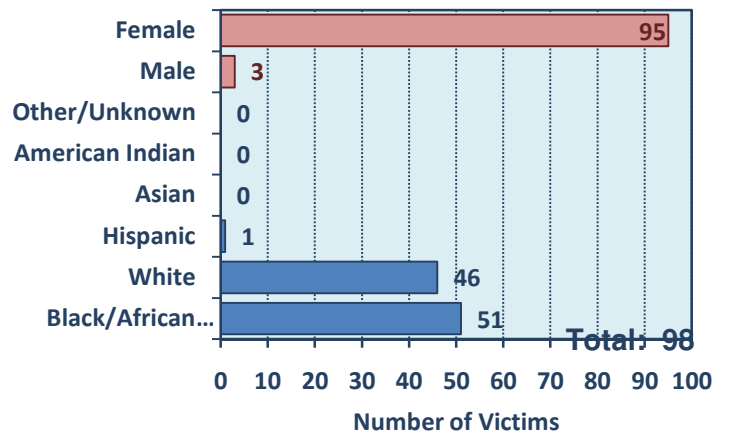
Types of Sexual Violence, FY2008



Age of Victims, FY2008

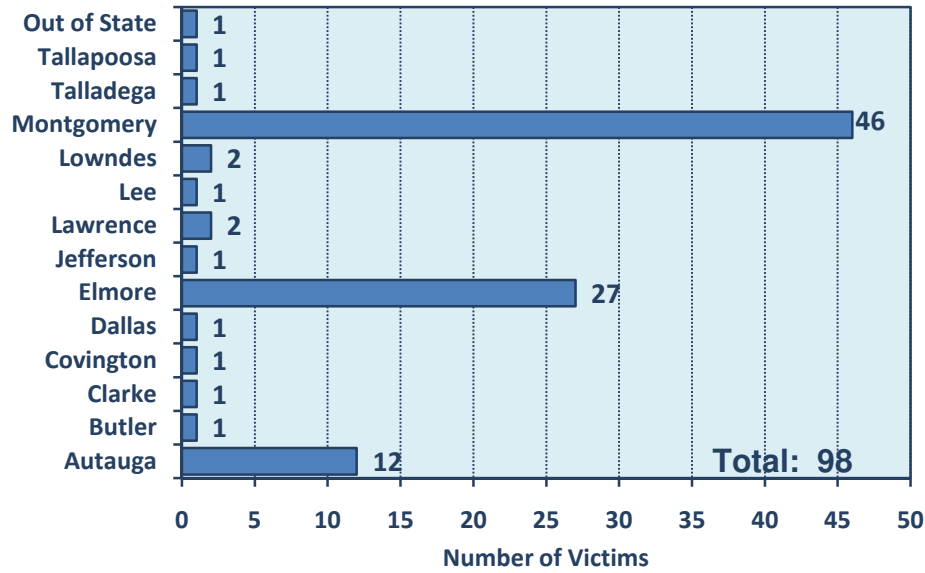


Race & Gender of Victims, FY2008



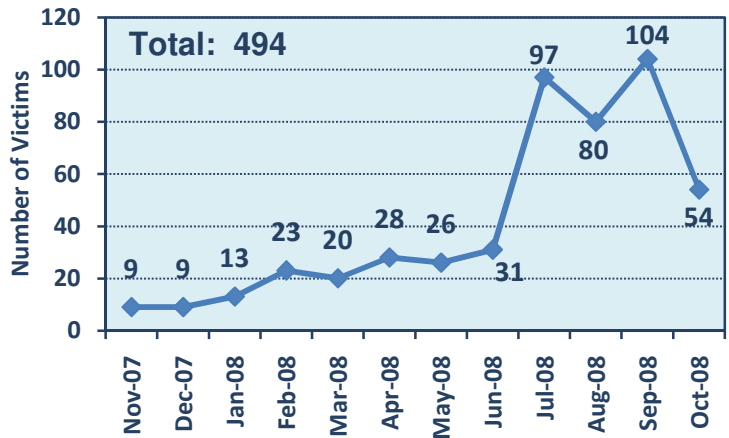
STAR

County of Assault, FY2008



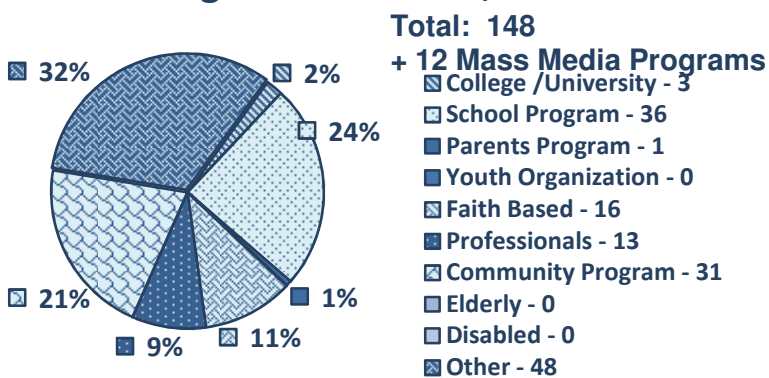
Follow Up Services Provided	FY2008
Outgoing Call	116
Crisis Counseling	228
Therapy in Person	217
Group Treatment	192
Criminal Justice Support	9
Assist. Filing Compens.	1
Personal Advocacy	0
SANE Follow-up	0
Financial Assistance	0
Written Info Provided	83
Legal Advocacy	7
Other Follow-up	6
Total	859

Victim Follow-up, FY2008

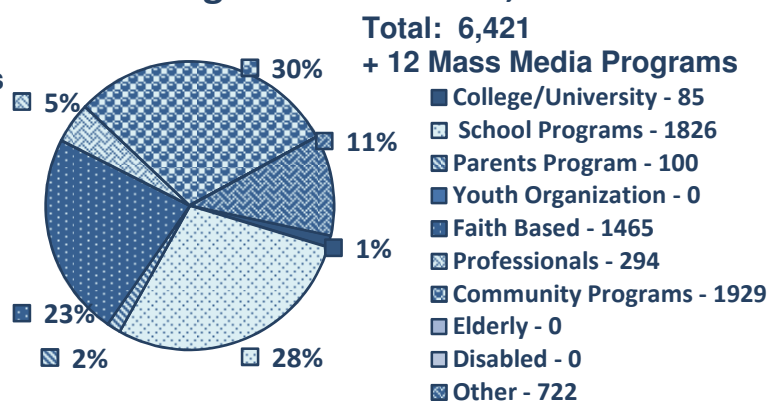


Programs:

Program Audiences, FY2008

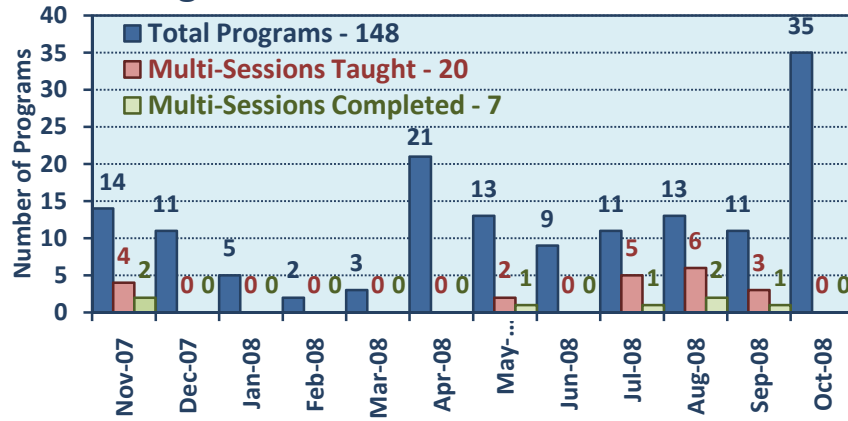


Program Attendance, FY2008



STAR

Programs & Multi-Sessions, FY2008



Informational Materials

- Billboards
- ✓ Brochures
- ✓ CEU Courses
- ✓ Curricula
- ✓ Newspaper Ads
- ✓ Posters
- ✓ Promo Items
- ✓ Radio Ads
- ✓ Standardized Presentations
- ✓ TV Ads
- ✓ Website
- ✓ Videos
- Other

Program & Material Topics

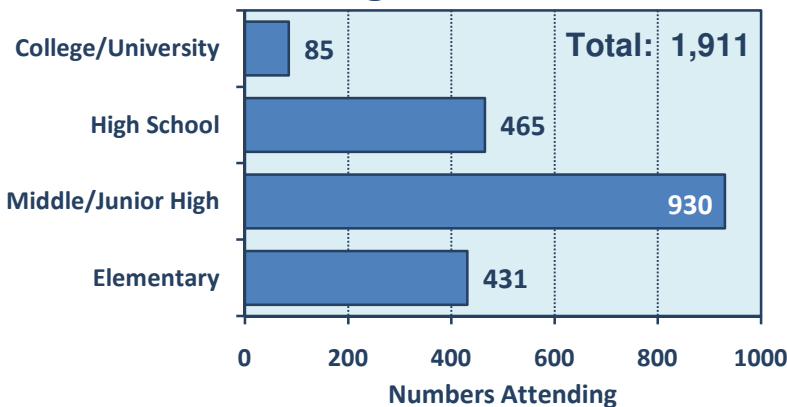
- ✓ **Bullying
- ✓ **Underserved Populations
- ✓ **Alcohol and Rape
- ✓ Causes of Rape
- ✓ **Consent vs. Coercion
- ✓ **Dating Violence
- ✓ Disclosure Response
- ✓ **Drug Facilitated Rape
- ✓ How to Respond to Rape
- ✓ Impact of Rape
- ✓ Legal Policy Information
- ✓ Media Advocacy
- ✓ Offender Profile
- ✓ Oppression
- ✓ **Rape Prevention
- ✓ **Risk Reduction
- ✓ Role of Advocate
- ✓ **Role of Bystander
- ✓ SANE/SART
- ✓ **Self Defense
- ✓ **Sexual Harassment
- ✓ What to do if Raped
- ✓ **Gender Roles
- ✓ **Healthy Relationships
- ✓ Media Violence
- ✓ Rape Myths
- ✓ Rape Statistics
- ✓ **Internet Safety
- ✓ Stalking
- ✓ Rape Crisis Center Services
- ✓ Volunteer Opportunities
- Other

**Items are CDC mandated topics

Safe Dates:

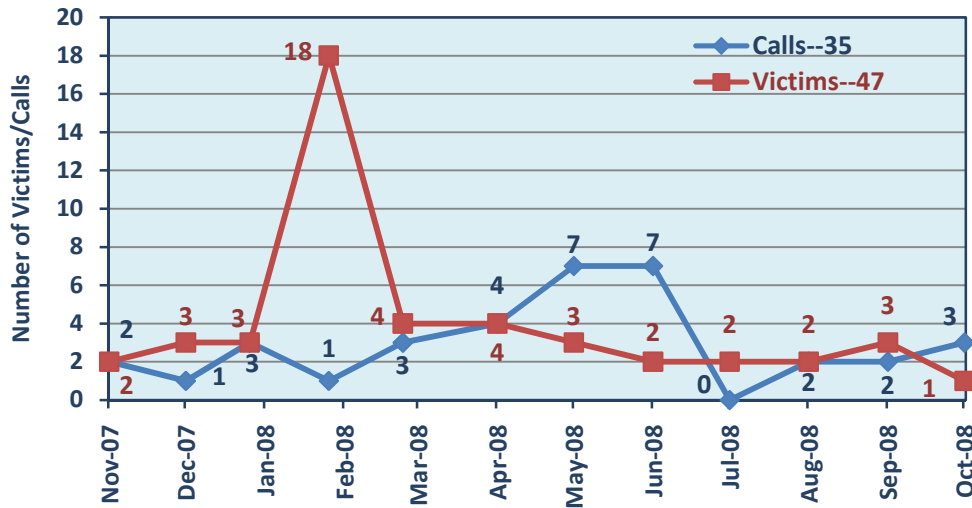
1 Session Taught
0 Multi-sessions completed

School Programs, FY2008

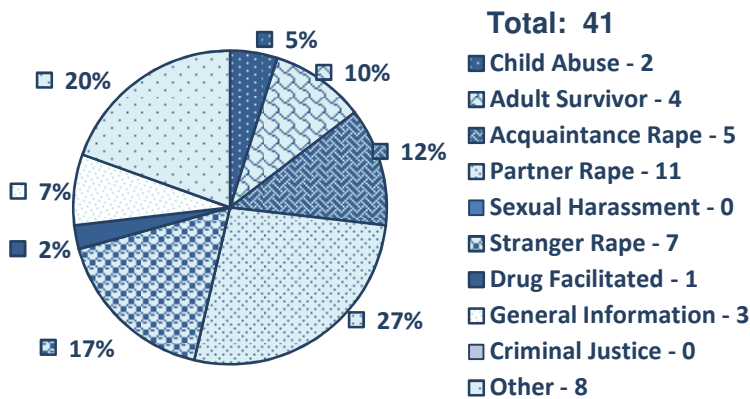


Turning Point 2008 Annual Report

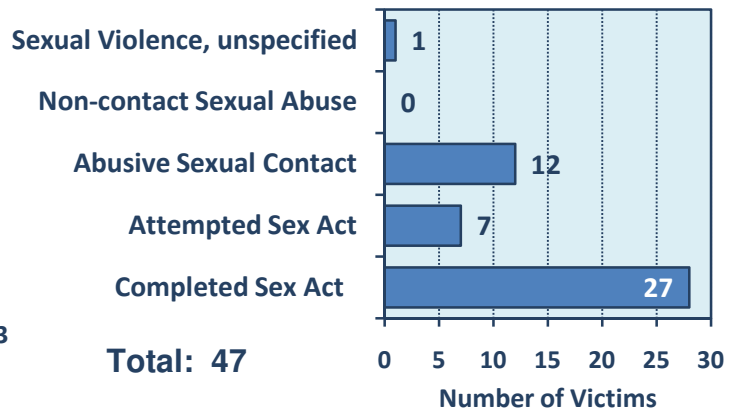
Victims and Crisis Calls, FY2008



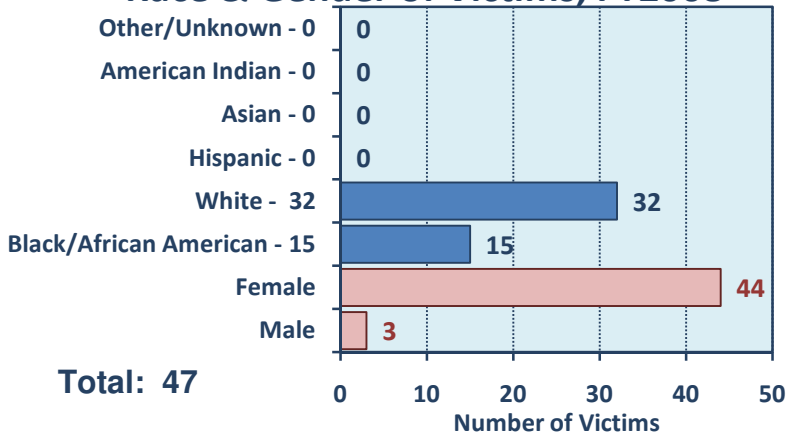
Topics of Crisis Calls, FY2008



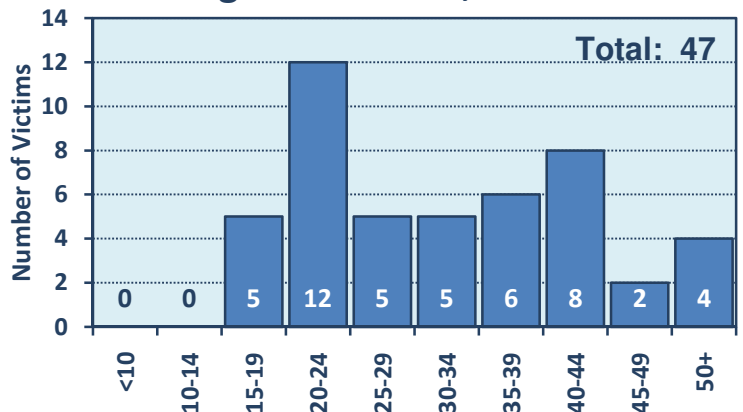
Types of Sexual Violence, FY2008



Race & Gender of Victims, FY2008

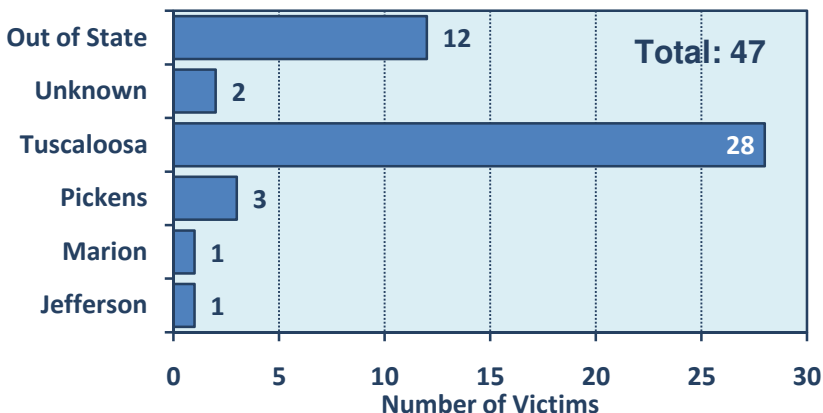


Ages of Victims, FY2008

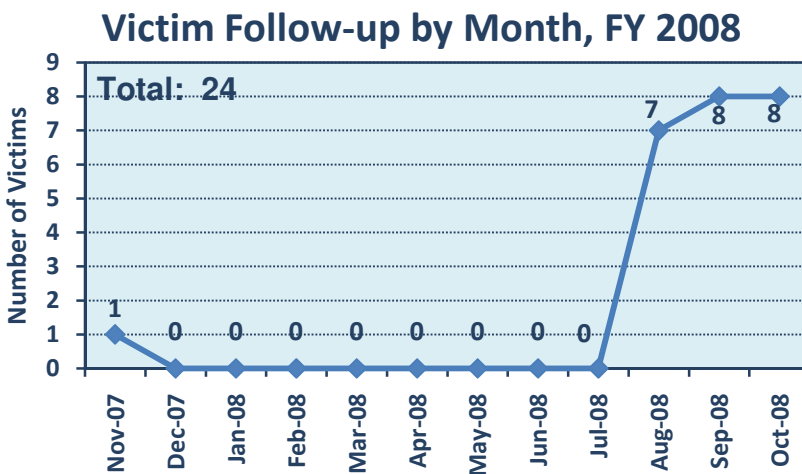


Turning Point

County of Assault, FY2008

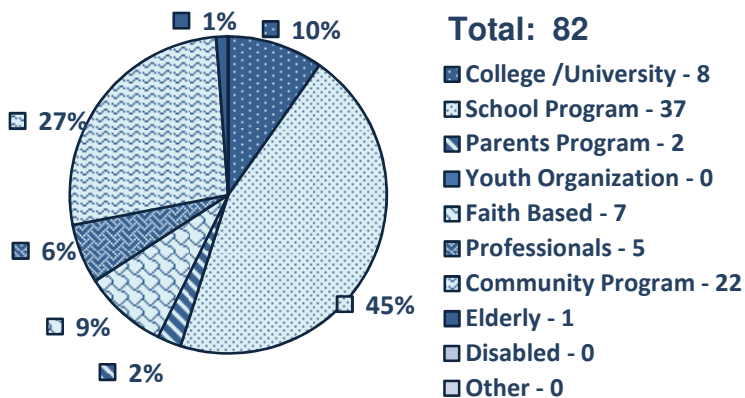


Follow Up Services Provided	FY2008
Outgoing Call	4
Crisis Counseling	13
Therapy in Person	16
Group Treatment	8
Criminal Justice Support	2
Assist. Filing Compens.	1
Personal Advocacy	5
SANE Follow-up	1
Financial Assistance	5
Written Info Provided	2
Legal Advocacy	1
Other Follow-up	3
Total	61

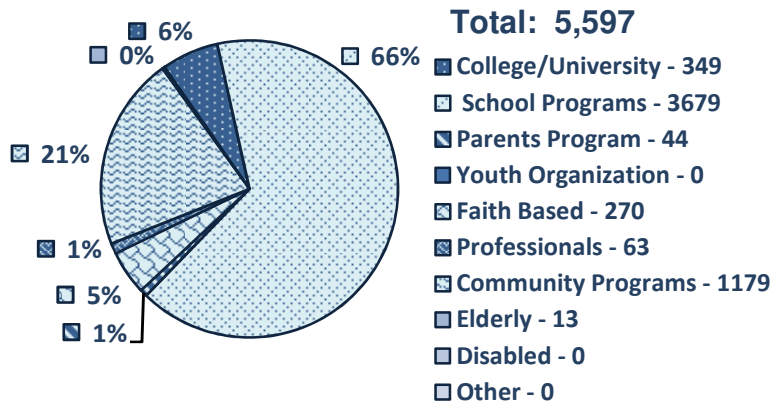


Programs:

Program Audiences, FY2008

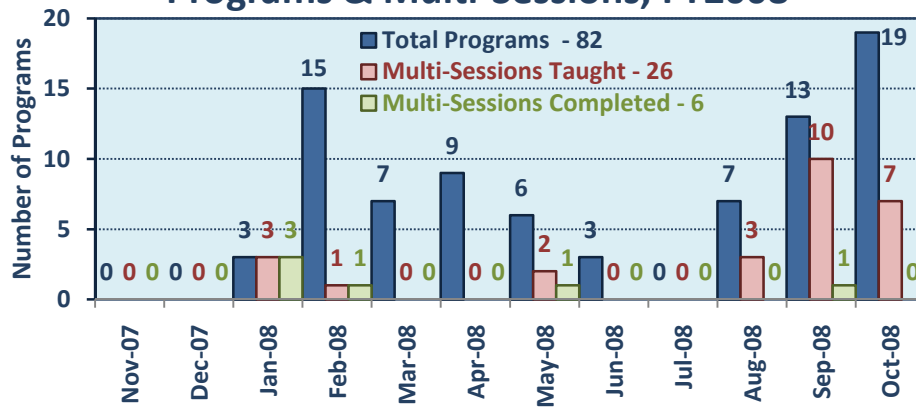


Program Attendance, FY2008



Turning Point

Programs & Multi-Sessions, FY2008



Informational Materials

- Billboards
- ✓ Brochures
- CEU Courses
- ✓ Curricula
- ✓ Newspaper Ads
- ✓ Posters
- ✓ Promo Items
- Radio Ads
- ✓ Standardized Presentations
- TV Ads
- ✓ Website
- Videos
- Other

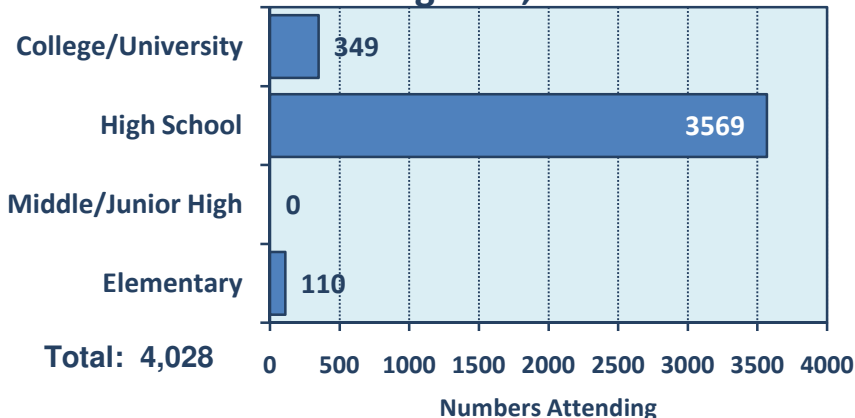
Program & Material Topics

- ✓ **Bullying
 - **Underserved Populations
 - ✓ **Alcohol and Rape
 - ✓ Causes of Rape
 - ✓ **Consent vs. Coercion
 - ✓ **Dating Violence
 - Disclosure Response
 - ✓ **Drug Facilitated Rape
 - ✓ How to Respond to Rape
 - ✓ Impact of Rape
 - Legal Policy Information
 - Media Advocacy
 - ✓ Offender Profile
 - Oppression
 - ✓ **Rape Prevention
 - ✓ **Risk Reduction
 - Role of Advocate
 - **Role of Bystander
 - SANE/SART
 - **Self Defense
 - **Sexual Harassment
 - ✓ What to do if Raped
 - ✓ **Gender Roles
 - ✓ **Healthy Relationships
 - Media Violence
 - ✓ Rape Myths
 - ✓ Rape Statistics
 - **Internet Safety
 - ✓ Stalking
 - ✓ Rape Crisis Center Services
 - ✓ Volunteer Opportunities
 - Other
- **Items are CDC mandated topics

Safe Dates:

15 Sessions Taught
0 Multi-sessions Completed

School Programs, FY2008





Injury Prevention Branch
Alabama Department of Public Health

ADPH
ALABAMA DEPARTMENT OF PUBLIC HEALTH