




Alabama Emergency Medical Services 2017 Annual Report



Alabama Emergency Medical
Services
2017 Annual Report

January 1, 2017 – December 31, 2017

State of Alabama Department of Public Health

Scott Harris, M.D., M.P.H., State Health Officer

Office of Emergency Medical Services

Stephen Wilson, B.S., N.R.P., Acting Director

Office of Emergency Medical Services

Gary Varner, M.P.H., N.R.P., Senior Epidemiologist

Office of Emergency Medical Services

Augustine M. Amenyah, EdD., M.P.H., Epidemiologist

Mission of the Alabama Office of Emergency Medical Services

OVERVIEW

The Alabama Office of Emergency Medical Services (OEMS) operates under the Alabama Department of Public Health (ADPH) and is tasked with oversight of emergency medical services (EMS) in Alabama. The OEMS is responsible for protecting the health, safety, and welfare of the public by assuring that emergency medical response agencies, training entities, and EMS personnel meet or exceed established standards. The mission of the OEMS is to reduce preventable mortality and morbidity caused by trauma and other emergency medical conditions.

FORCE OF LAW

The OEMS was created by The Code of Alabama 420.1-5.08(3) which also delineates the rules and regulations enforced by the office. The legislation includes mandates for the State Emergency Medical Control Committee (SEMCC) and all regulatory processes (licensure, fees, compliance, operations, etc.) regulated by OEMS.

ADMINISTRATIVE MISSION

The spectrum of tasks that the OEMS implements for the ADPH and Alabama, at large, includes but is not limited to:

- Facilitation of the prehospital component of the Alabama Incident Management System (AIMS) which allows the ADPH to monitor hospitals, nursing homes, and ambulance resources during times of disaster.
- Facilitation of the EMS staffing of Medical Needs Shelters for the Center for Emergency Preparedness, during times of disaster.
- Facilitation and administration of Alabama's electronic patient care reporting (ePCR) entreated by the federal government via the National Emergency Medical Services Information System (NEMSIS). OEMS provides free software to facilitate licensed EMS provider data reporting. The software, Recording of Emergency Medical Services Calls and Urgent-care Environment (RESCUE), is compliant with the NEMSIS Version 3 platform for national EMS reporting. Otherwise, third party software vendors are supplied upon request with the Alabama NEMSIS Version 3 schematron to enable their Alabama EMS provider service clients' ePCR process. Data uploaded by EMS provider services is retained in the Alabama NEMSIS repository and further uploaded to the national NEMSIS repository.
- Facilitation and administration of Alabama's prehospital EMS provision. Including standards, licensure, and compliance oversight for individuals, services, businesses, and departments engaged in provision of emergency medical care and/or transport of the sick and injured; and oversight and guidance for universities, colleges, and schools engaged in EMS training. The responsibility for quality assurance and quality improvement processes for Alabama EMS provider services through periodic inspection of deployed EMS vehicles and equipment and, for individuals and service providers through definitive complaint investigation and adjudication.

Mission of the Alabama Office of EMS

- Facilitation and administration of Alabama's arrangement with the National Registry of Emergency Medical Technicians (EMT) to oversee and guarantee integrity of the National Registry of EMTs examination process. National Registry certification is a prerequisite for licensure at the level of that certification in Alabama.
- Facilitation and administration of Alabama's Acute Health System (AHS) which includes the Alabama Trauma System (ATS) and the Alabama Statewide Stroke System, as well as the Alabama Trauma Registry (ATR) which also closely monitors head and spinal cord injuries. The Acute Health Systems are also currently developing to include data reporting and management of cardiac data, especially myocardial infarction pathologies. That component of the AHS (the Alabama ST-Elevation Myocardial Infarction, or STEMI system) is expected to go online within 2 years. Much of AHS's data collection and management is facilitated through the University of Alabama at Birmingham. In all aspects of the AHS, the OEMS coordinates with area hospitals to facilitate uniform data recording of provided care to enable data follow-up of patients from the prehospital phase until well into the specialty hospital care process.
- Facilitation and administration of the Alabama EMS Regional Agencies. Alabama counties are assigned to one of six EMS Regions that are tasked by the OEMS with: providing an initial point of contact for EMS issues or concerns, organizing meetings and providing effective communication between local communities and the OEMS, assisting constituent emergency medical personnel with rules compliance, providing local ongoing credentialing, and functioning as a clearing house for EMS education activities. Each regional agency also assists with coordination and implementation of the AHS components.
- Facilitation and administration of the federally funded Emergency Medical Services for Children (EMSC) Program. The purpose of the EMSC is to prevent and reduce child, youth, and adolescent disability and death resulting from severe illness and injury. To accomplish its goal, the program provides education for prehospital providers and ensures that the American Academy of Pediatrics/American College of Emergency Physicians (AAP/ACEP) guideline compliant equipment is available on prehospital emergency vehicles that transport children.
- Provision of EMS data management and analysis for the purposes of quality assurance and improvement, compliance investigations, public health investigations of illness and injury, and research to drive the development of EMS efficacy in Alabama.

Purpose and Methods

Purpose

The purpose of this report is to present to our stakeholders a systematic overview of EMS calls occurring in Alabama in 2017. Data for this report was synthesized from the Emergency Medical Services Information System (EMSIS) based on NEMSIS V2 data standards.

Methodology

EMSIS captures prehospital care through both required and optional reporting elements and data are validated to meet NEMSIS standards. EMSIS captures agency information, patient demographics, response times, incident location, prehospital treatment, EMS transport, insurance, and patient disposition.

A total of 561,894 EMS runs were submitted to EMSIS from January 1, 2017, to December 31, 2017. The OEMS used the 2017 U.S. Population Census estimate figures to calculate EMS runs per 10,000 Alabama residents.

Calculations were done using Microsoft Excel 2010.

**Figure 1: Alabama EMS Run Volume by Type
01/01/2017 – 12/31/2017**

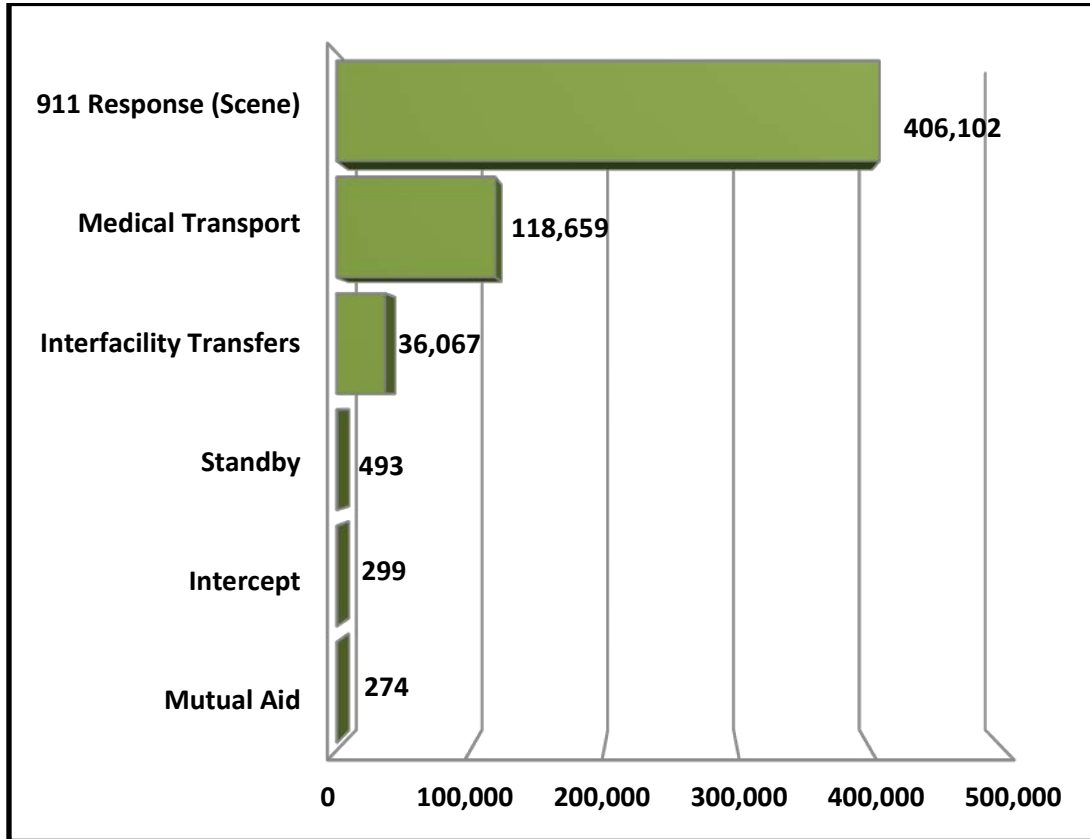


Table 1: EMS Run Volume by Call Type

Call Type	Volume	Proportion
911 Response (Scene)	406,102	72%
Medical Transport	118,659	21%
Interfacility Transfers	36,067	6%
Standby	493	0%
Intercept	299	0%
Mutual Aid	274	0%
Total	561,894	100%

There were 561,894 runs reported to EMSIS from January 1, 2017, to December 31, 2017.

Data source: EMSIS 2018.

**Figure 2: Call Volume by EMS Region
01/01/2017 – 12/31/2017**

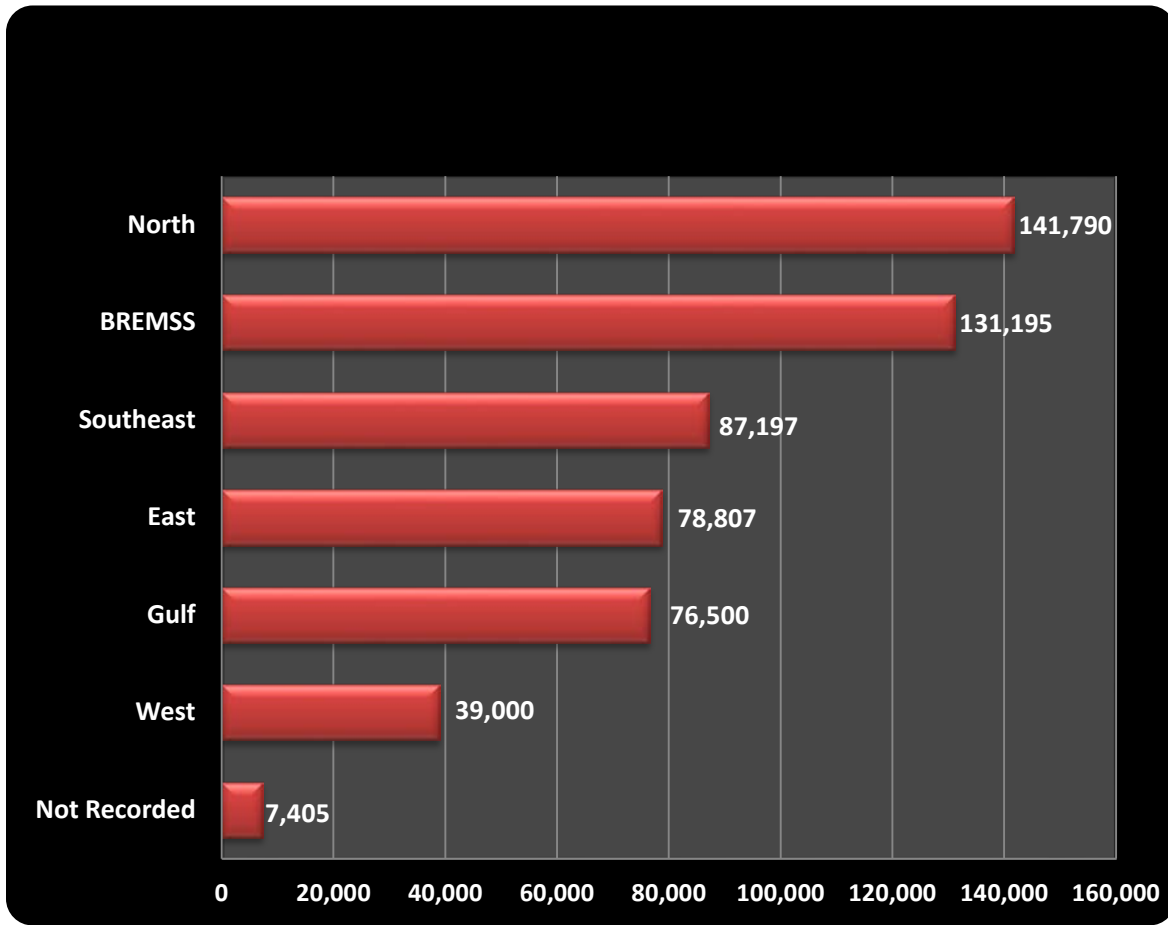


Table 2: EMS Call Volume by EMS Region

EMS Region	Count	Proportion
North	141,790	25%
BREMSS	131,195	23%
Southeast	87,197	16%
East	78,807	14%
Gulf	76,500	14%
West	39,000	7%
Not Recorded	7,405	1%
Total	561,894	100%

Note: Count reflects volumes reported to EMSIS by provider agencies.

Data Source: EMSIS 2018.

**Figure 3: EMS Incidence Response Location Type
01/01/2017 – 12/31/2017**

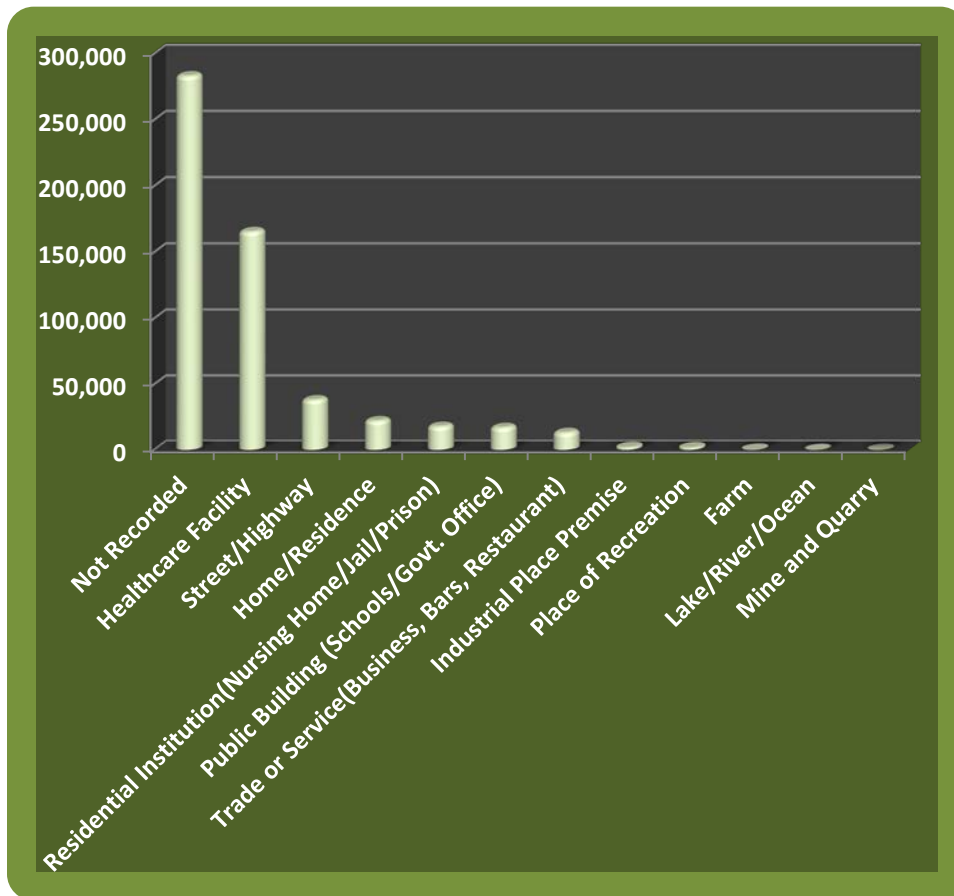


Table 3: EMS Incidence Response Location Type

Location	Count	Proportions
Not Recorded	283,177	50%
Healthcare Facility	165,514	29%
Street/Highway	38,119	7%
Home/Residence	22,197	4%
Residential Institution(Nursing Home/Jail/Prison)	17,902	3%
Public Building (Schools/Govt. Office)	17,038	3%
Trade or Service(Business, Bars, Restaurant)	13,225	2%
Industrial Place Premise	2,179	0%
Place of Recreation	1,967	0%
Farm	293	0%
Lake/River/Ocean	182	0%
Mine and Quarry	101	0%
Total	561,894	100%

Fifty percent of reported ePCR's were missing incident location type.

Data Source: EMSIS 2018.

**Figure 4: Alabama EMS Patient Entry by Gender
01/01/2017 – 12/31/2017**

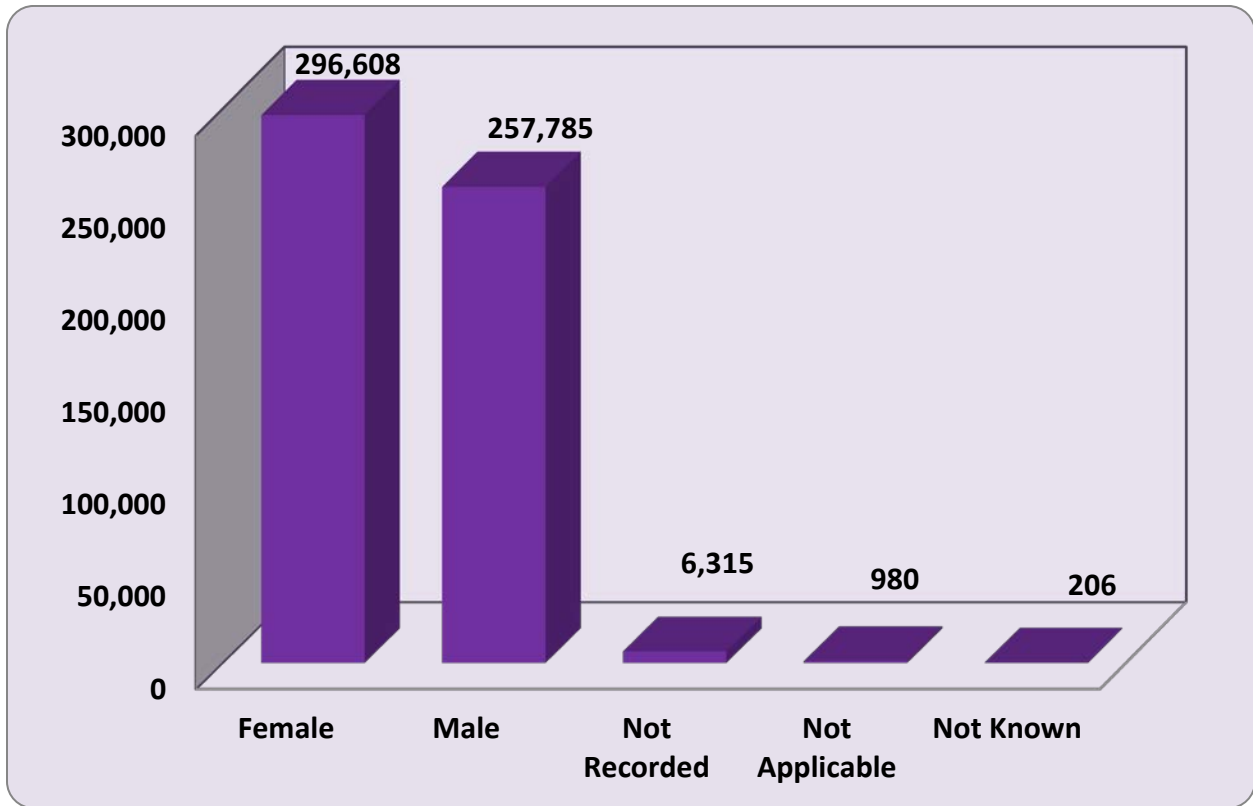


Table 4: Alabama EMS Patient Entry by Gender

Gender	Count	Proportion
Female	296,608	53%
Male	257,785	46%
Not Recorded	6,315	1%
Not Applicable	980	0%
Not Known	206	0%
Total	561,894	100%

In 2017, 53 percent (n=296,608) of Alabama EMS patients were females. Males constituted 46 percent (n=257,785).

Data Source: EMSIS 2018.

**Figure 5: Alabama EMS Patient Entry by Age Group
01/01/2017 – 12/31/2017**

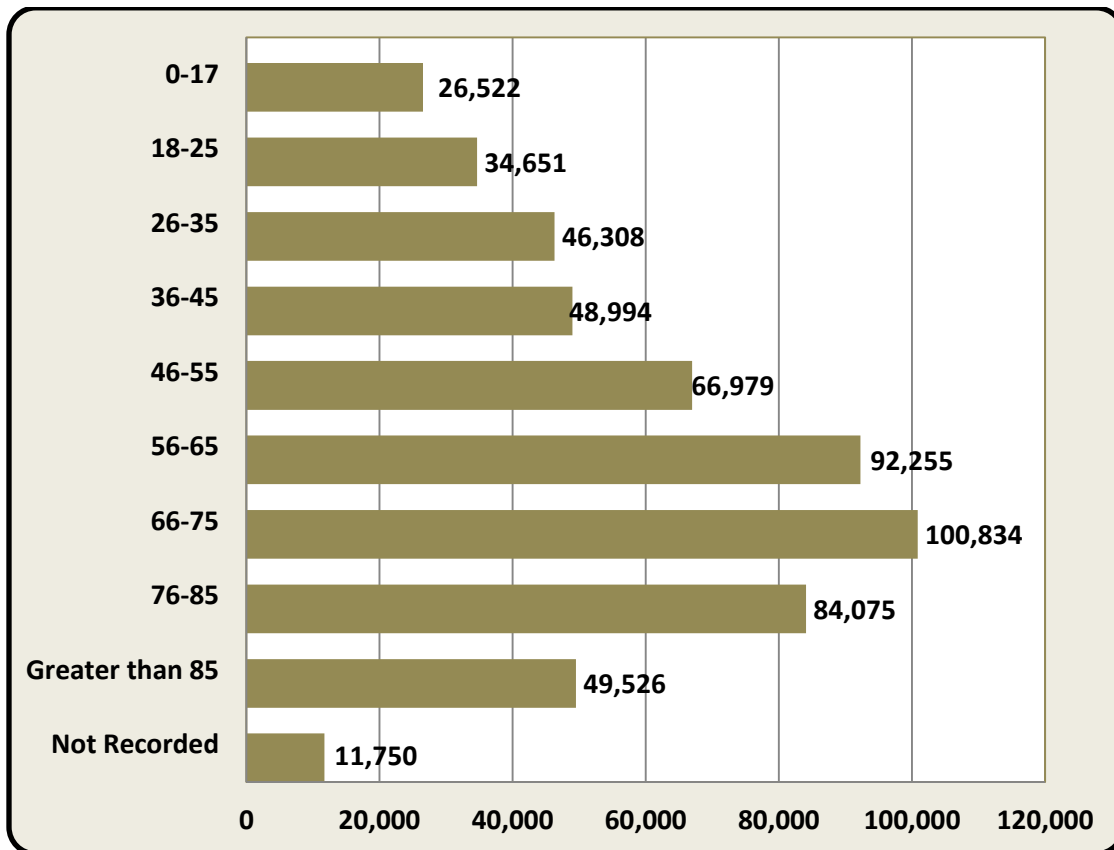


Table 5: Alabama EMS Patient Entry by Age Group

Age	Count	Percent
0-17	26,522	5%
18-25	34,651	6%
26-35	46,308	8%
36-45	48,994	9%
46-55	66,979	12%
56-65	92,255	16%
66-75	100,834	18%
76-85	84,075	15%
Greater than 85	49,526	9%
Not Recorded	11,750	2%
Total	561,894	100%

Due to reporting bias, some records failed to identify age categories.

Data Source: EMSIS 2018.

Figure 6: Alabama EMS Patients by Race
01/01/2017 – 12/31/2017

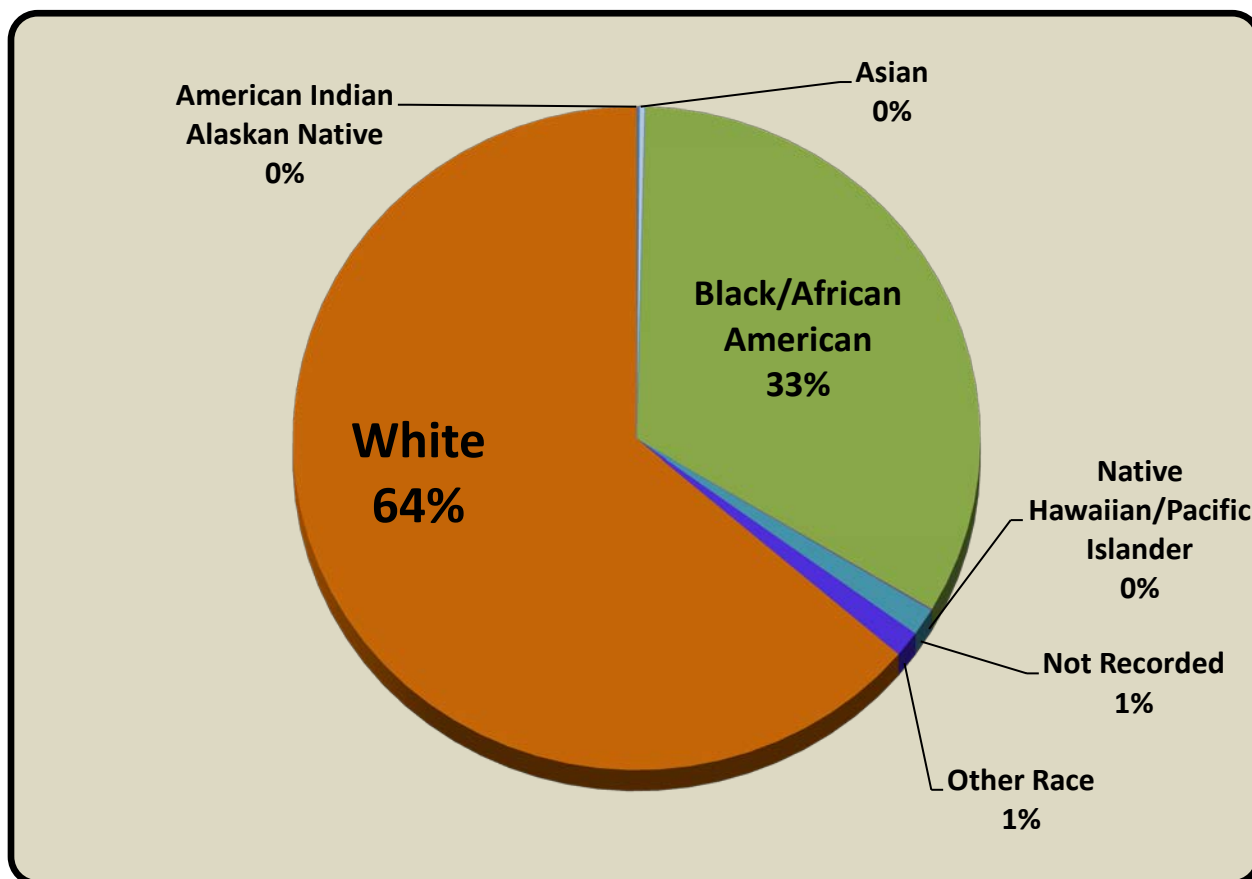


Table 6: Alabama EMS Patients by Race

Racial Category	Count	Proportion
White	358,396	64%
Black/African American	186,285	33%
Other Race	7,107	1%
Asian	1,460	0%
American Indian Alaskan Native	738	0%
Native Hawaiian/Pacific Islander	491	0%
Not Recorded	7,417	1%
Total	561,894	100%

Data Source: EMSIS 2018.

**Figure 7: Alabama EMS Patients by Age and Gender
01/01/2017 – 12/31/2017**

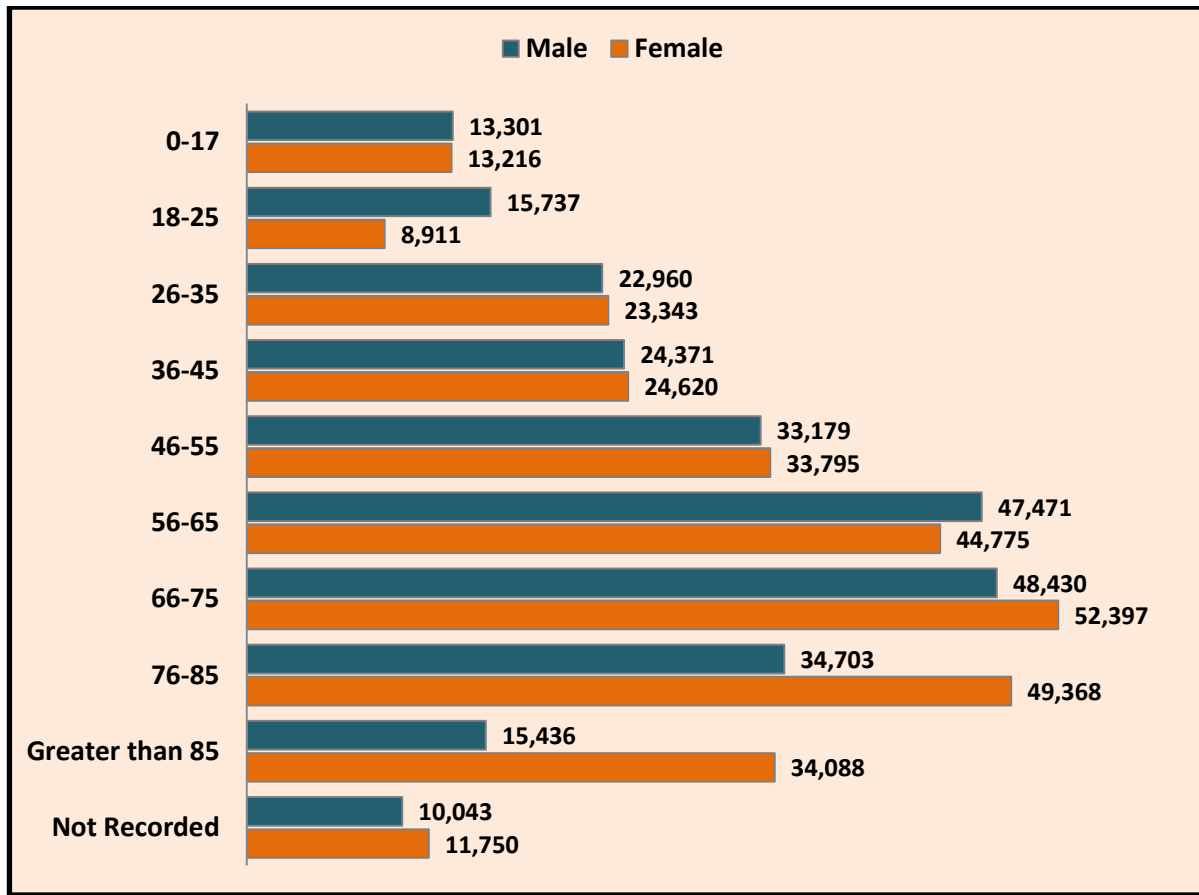


Table 7: Alabama EMS Patients by Age and Gender

Age	Female	Male	Female Proportion	Male Proportion
0-17	13,216	13,301	4%	5%
18-25	8,911	15,737	3%	6%
26-35	23,343	22,960	8%	9%
36-45	24,620	24,371	8%	9%
46-55	33,795	33,179	11%	12%
56-65	44,775	47,471	15%	18%
66-75	52,397	48,430	18%	18%
76-85	49,368	34,703	17%	13%
Greater than 85	34,088	15,436	12%	6%
Not Recorded	11,750	10,043	4%	4%
Total	296,263	265,631	100%	100%

Data Source: EMSIS 2018.

**Figure 8: Alabama Pediatric Runs by EMS Region
01/01/2017 – 12/31/2017**

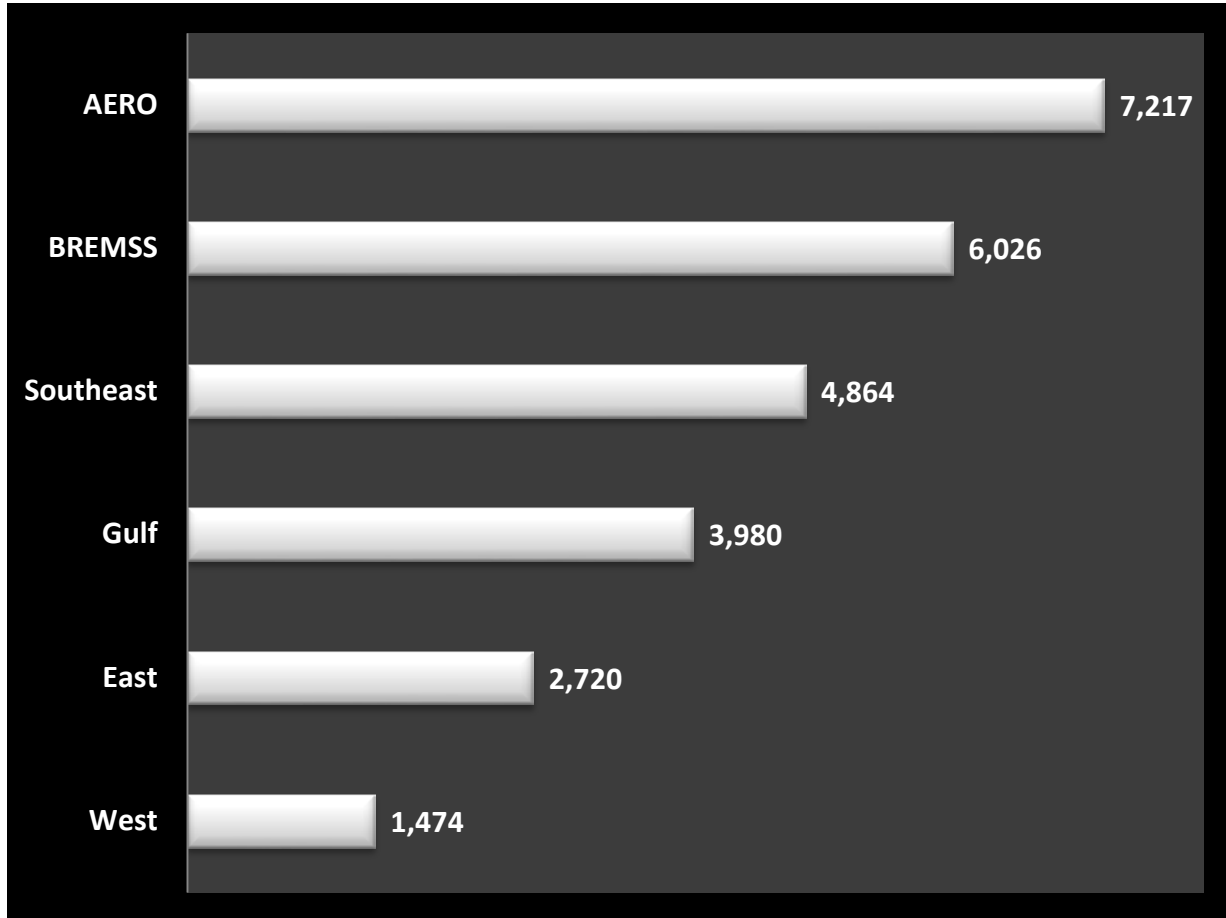
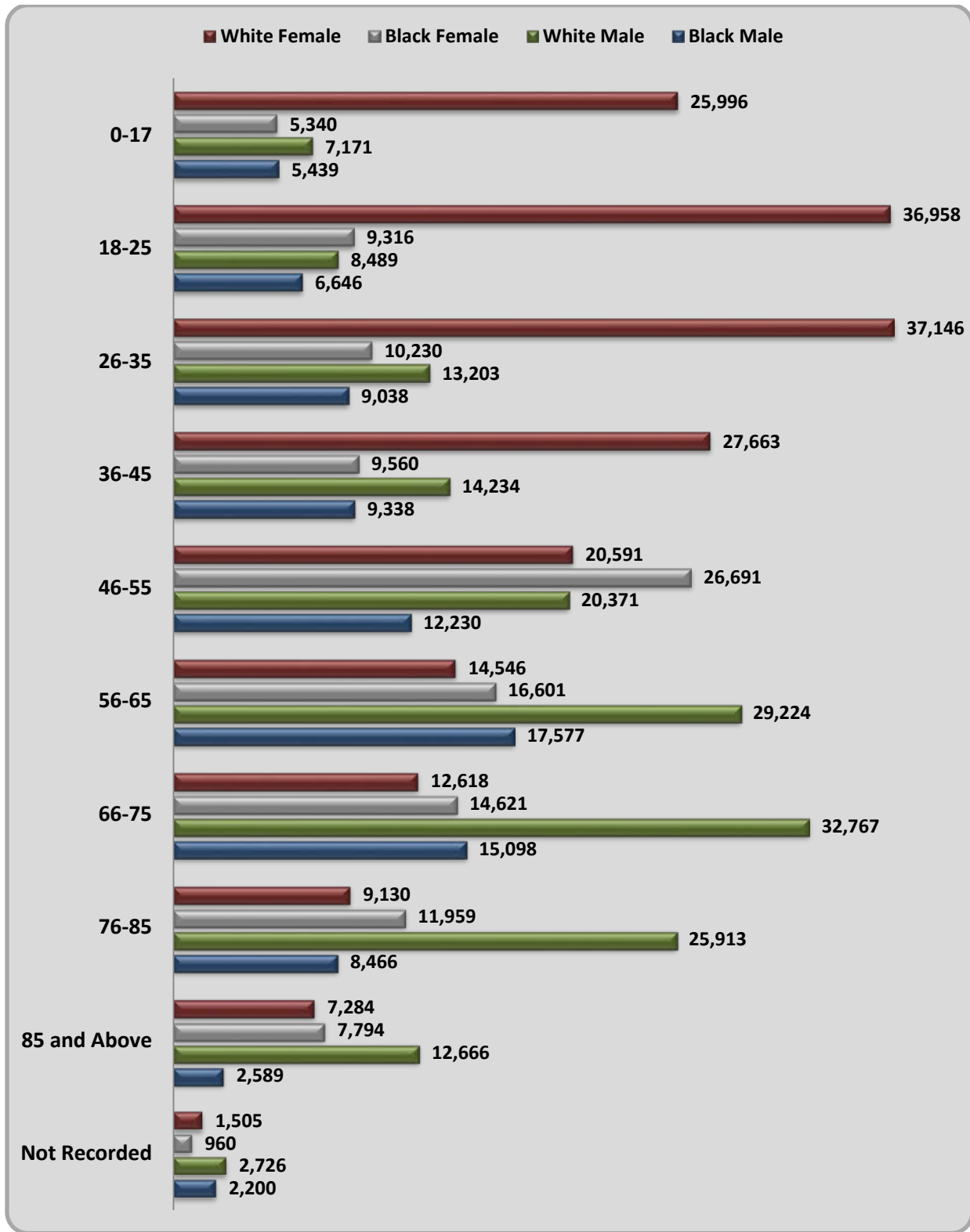


Table 8: Alabama Pediatric Run by EMS Region

Region	Count	Proportions
AERO	7,217	27%
BREMSS	6,026	23%
Southeast	4,864	19%
Gulf	3,980	15%
East	2,720	10%
West	1,474	6%
Total	26,281	100%

Data Source: EMSIS 2018.

**Figure 9: Alabama EMS Patients by Age/Race/Gender
01/01/2017 – 12/31/2017**



Data Source: EMSIS 2018.

Table 9: Alabama EMS Patients by Age/Race/Gender

Age	Black Male	White Male	Black Female	White Female	Total	% Black Male	% White Male	% Black Female	% White Female
0-17	5,439	7,171	5,340	25,996	43,946	6%	4%	5%	13%
18-25	6,646	8,489	9,316	36,958	61,409	7%	5%	8%	19%
26-35	9,038	13,203	10,230	37,146	69,617	10%	8%	9%	19%
36-45	9,338	14,234	9,560	27,663	60,795	11%	9%	8%	14%
46-55	12,230	20,371	26,691	20,591	79,883	14%	12%	24%	11%
56-65	17,577	29,224	16,601	14,546	77,948	20%	18%	15%	8%
66-75	15,098	32,767	14,621	12,618	75,104	17%	20%	13%	7%
76-85	8,466	25,913	11,959	9,130	55,468	10%	16%	11%	5%
85 and Above	2,589	12,666	7,794	7,284	30,333	3%	8%	7%	4%
Not Recorded	2,200	2,726	960	1,505	7,391	2%	0%	0%	0%
Total	88,621	166,764	113,072	193,437	561,894	100%	100%	100%	100%

Data Source: EMSIS 2018.

**Figure 10: Alabama EMS (Top 10) Provider Primary Impressions-Pediatric
01/01/2017 – 12/31/2017**

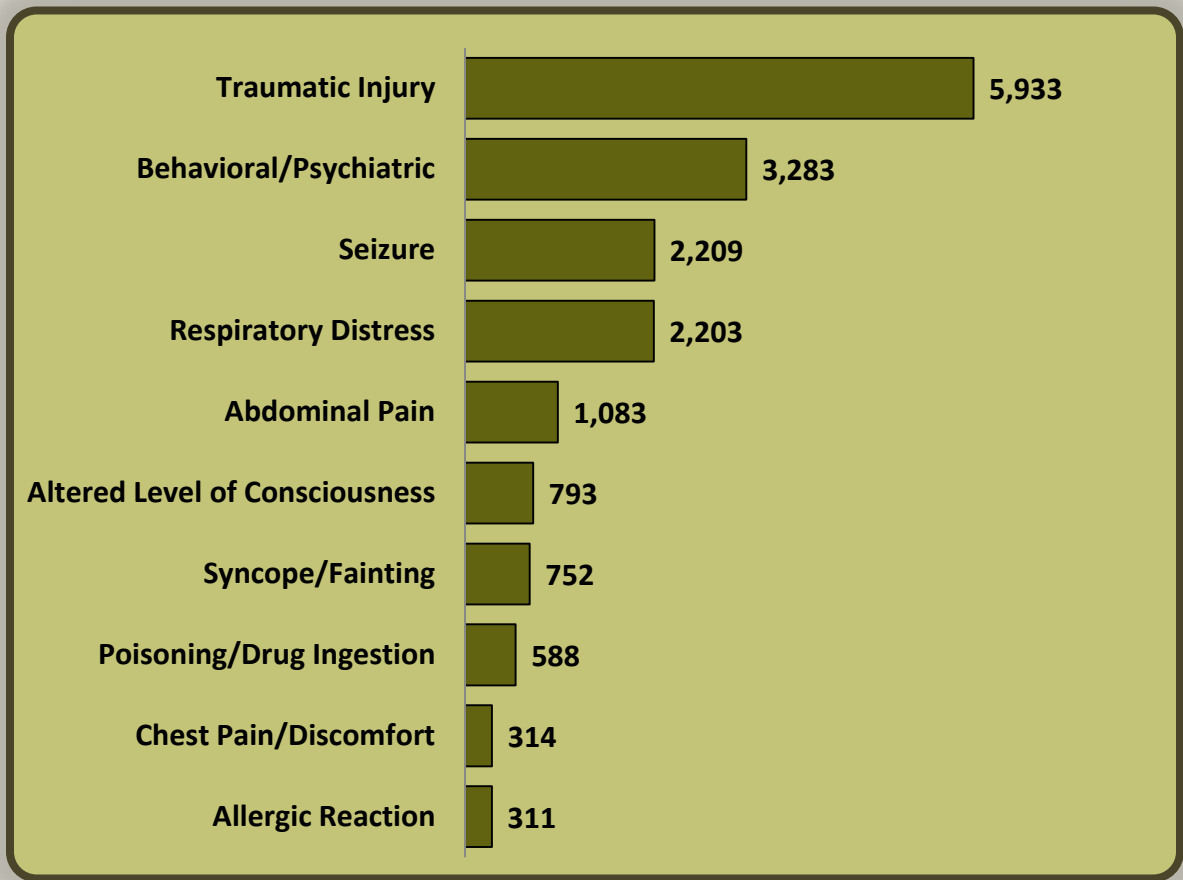
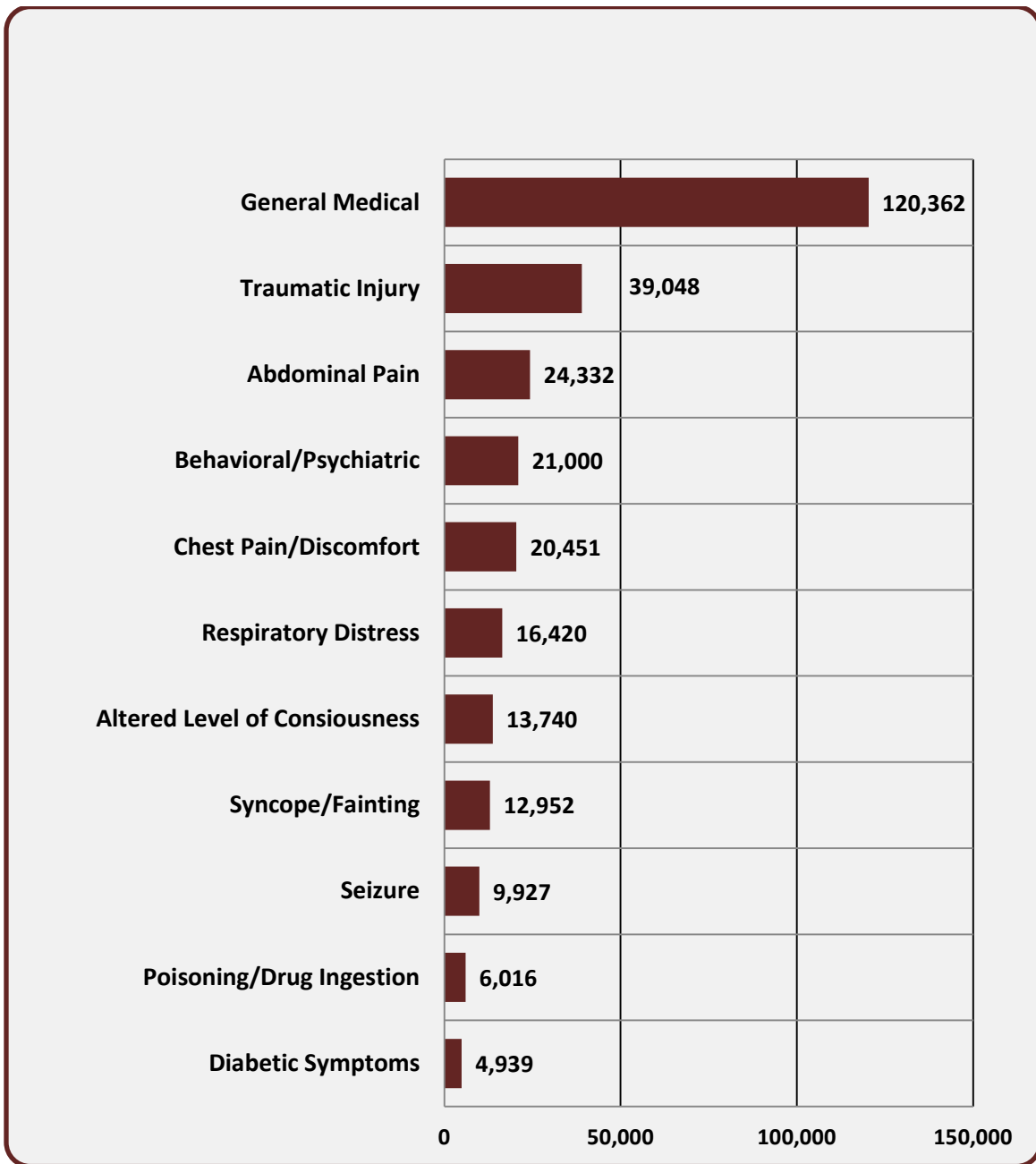


Table 10: Alabama EMS (Top 10) Provider Primary Impressions-Pediatric

Provider Primary Impression	Number	Proportions
Allergic Reaction	311	2%
Chest Pain/Discomfort	314	2%
Poisoning/Drug Ingestion	588	3%
Syncope/Fainting	752	4%
Altered Level of Consciousness	793	5%
Abdominal Pain	1,083	6%
Respiratory Distress	2,203	13%
Seizure	2,209	13%
Behavioral/Psychiatric	3,283	19%
Traumatic Injury	5,933	34%
Total	17,469	100%

Data Source: EMSIS 2018.

**Figure 11: Alabama EMS (Top 10) Provider Primary Impression-Adults (18-65)
01/01/2017 – 12/31/2017**



Data Source: EMSIS 2018

Table 11: Alabama EMS (Top 10) Provider Primary Impression-Adults (18-65)

Provider Primary Impression	Number of Records	Proportions
General Medical	120,362	42%
Traumatic Injury	39,048	14%
Abdominal Pain	24,332	8%
Behavioral/Psychiatric	21,000	7%
Chest Pain/Discomfort	20,451	7%
Respiratory Distress	16,420	6%
Altered Level of Consciousness	13,740	5%
Syncope/Fainting	12,952	4%
Seizure	9,927	3%
Poisoning/Drug Ingestion	6,016	2%
Diabetic Symptoms	4,939	2%
Total	289,187	100%

Data Source: EMSIS 2018.

Figure 12: Alabama EMS (Top 10) Provider Primary Impression-Geriatric (Greater than 65)

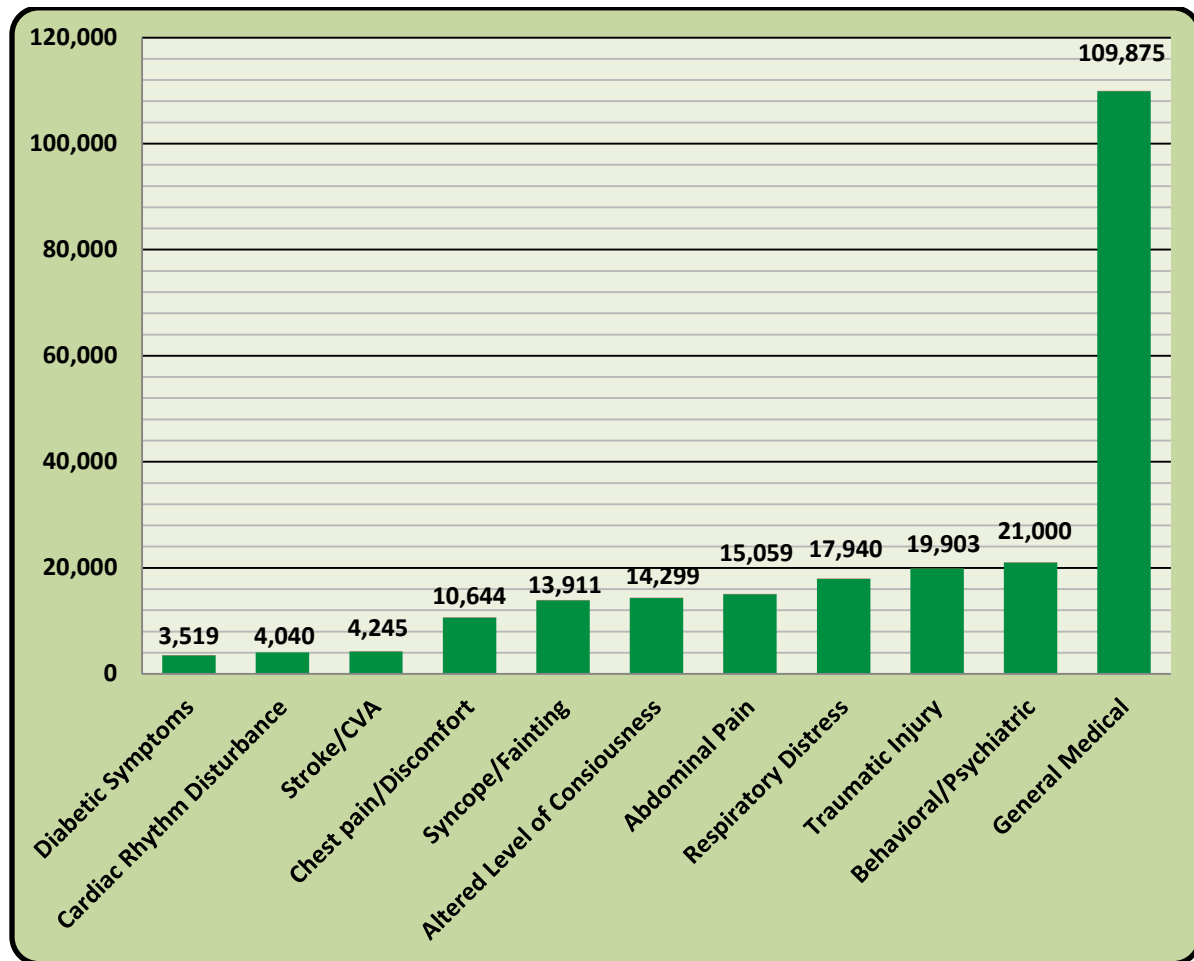


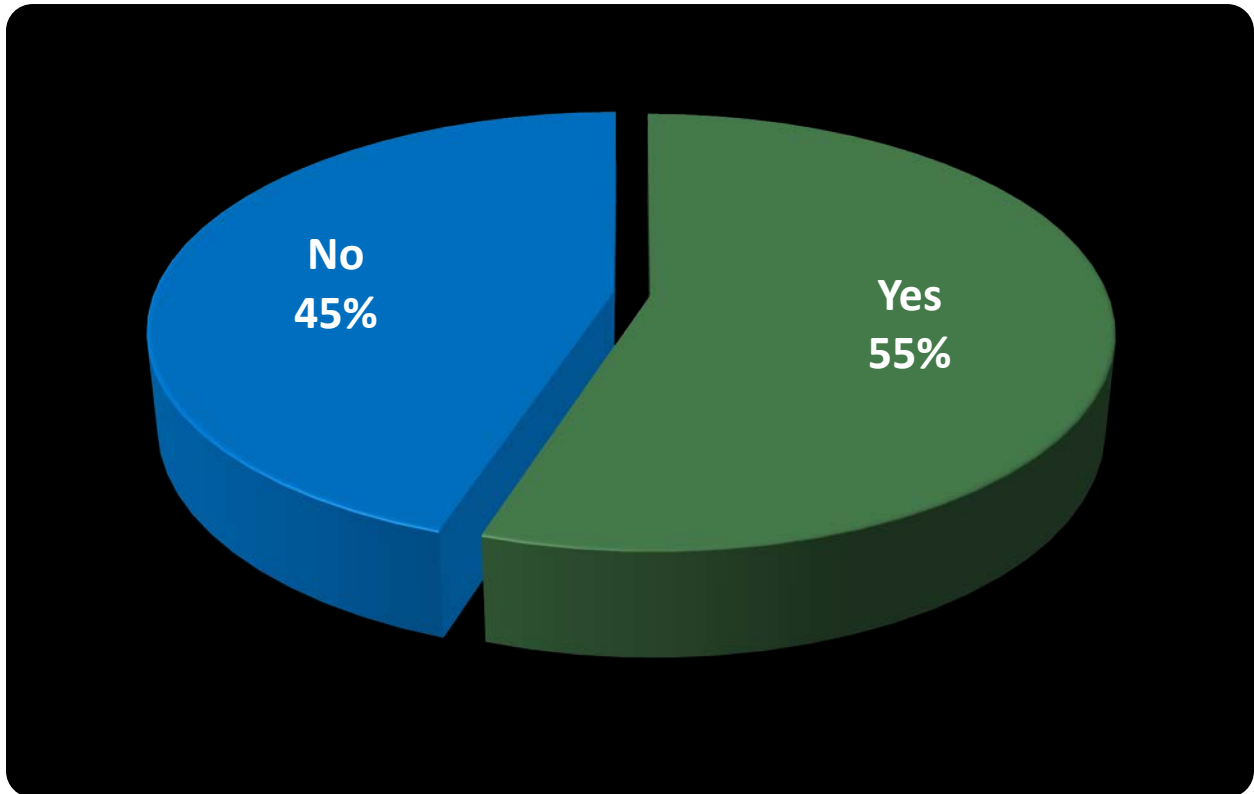
Table 12: Alabama EMS (Top 10) Provider Primary Impression-Geriatric (Greater than 65)

Provider Primary Impression	Number	Proportion
Diabetic Symptoms	3,519	1%
Cardiac Rhythm Disturbance	4,040	2%
Stroke/CVA	4,245	2%
Chest Pain/Discomfort	10,644	5%
Syncope/Fainting	13,911	6%
Altered Level of Consciousness	14,299	6%
Abdominal Pain	15,059	6%
Respiratory Distress	17,940	8%
Traumatic Injury	19,903	8%
Behavioral/Psychiatric	21,000	9%
General Medical	109,875	47%
Total	234,435	100%

Data Source: EMSIS 2018.

**ALABAMA EMS PERFORMANCE MEASURES
01/01/2017 – 12/31/2017**

**Figure 13: Percentage of Chest Pain Runs Using 12-Lead ECG
(Age Greater Than 35)**



**Table 13: Percentage of Chest Pain Runs Using 12-Lead ECG
(Age Greater Than 35)**

12 Lead ECG	Number of Records	Percent of Records
Yes	16,835	55%
No	13,725	45%
Total	30,560	100%

In 2017, 55 percent of runs on chest pain calls (provider primary impressions= cardiac rhythm disturbance or chest pain discomfort) on patients age 35 and older used 12-Lead ECG.

Data Source: EMSIS 2018.

**Figure 14: Percentage of 12-Lead ECGs Transmitted
(Age Greater Than 35)**

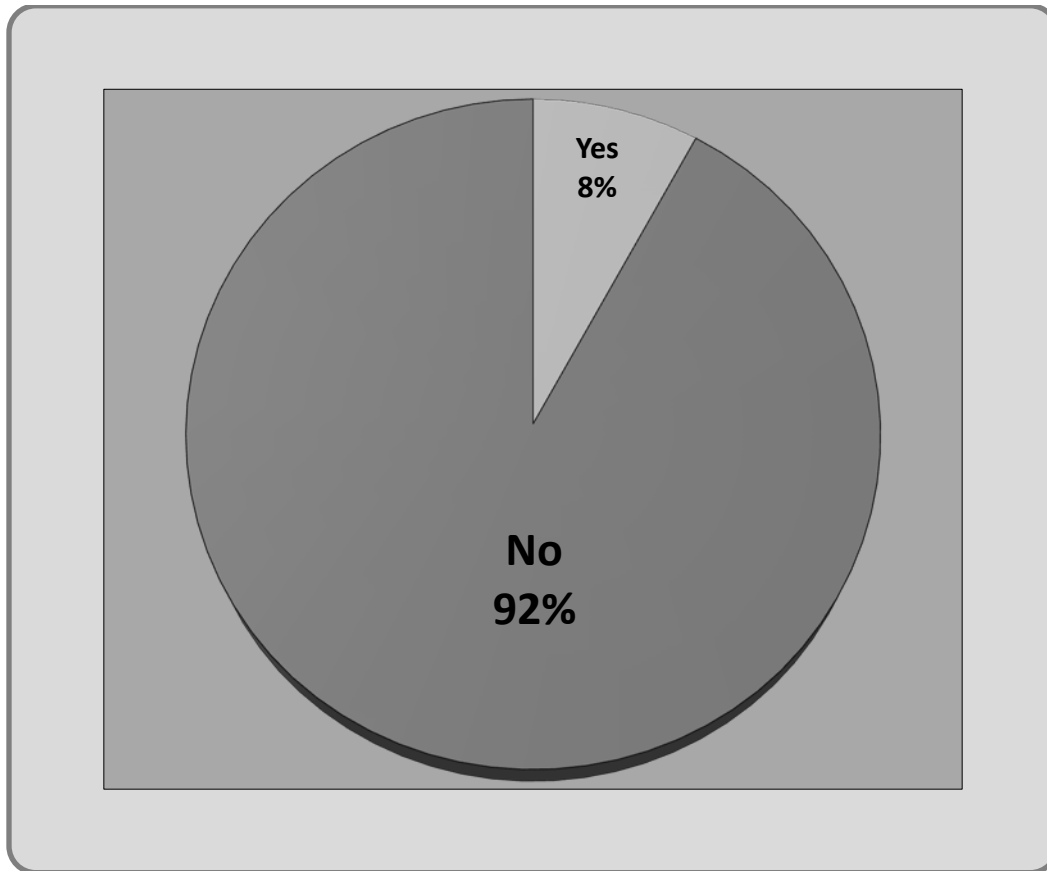


Table 14: Percentage of 12-Lead ECGs Transmitted

12 Lead ECG	Number of Records	Percent of Records
Yes	2,450	8%
No	28,110	92%
Total	30,560	100%

In 2017, 8 percent of all EMS runs on chest pain calls (provider primary impression=cardiac rhythm disturbance or chest pain/discomfort) on patients 35 and older that used 12-Lead ECG were transmitted to a hospital.

Data Source: EMSIS 2018.

Figure 15: Percentage of Chest Pain Calls - Aspirin Administered (Age Greater Than 35)

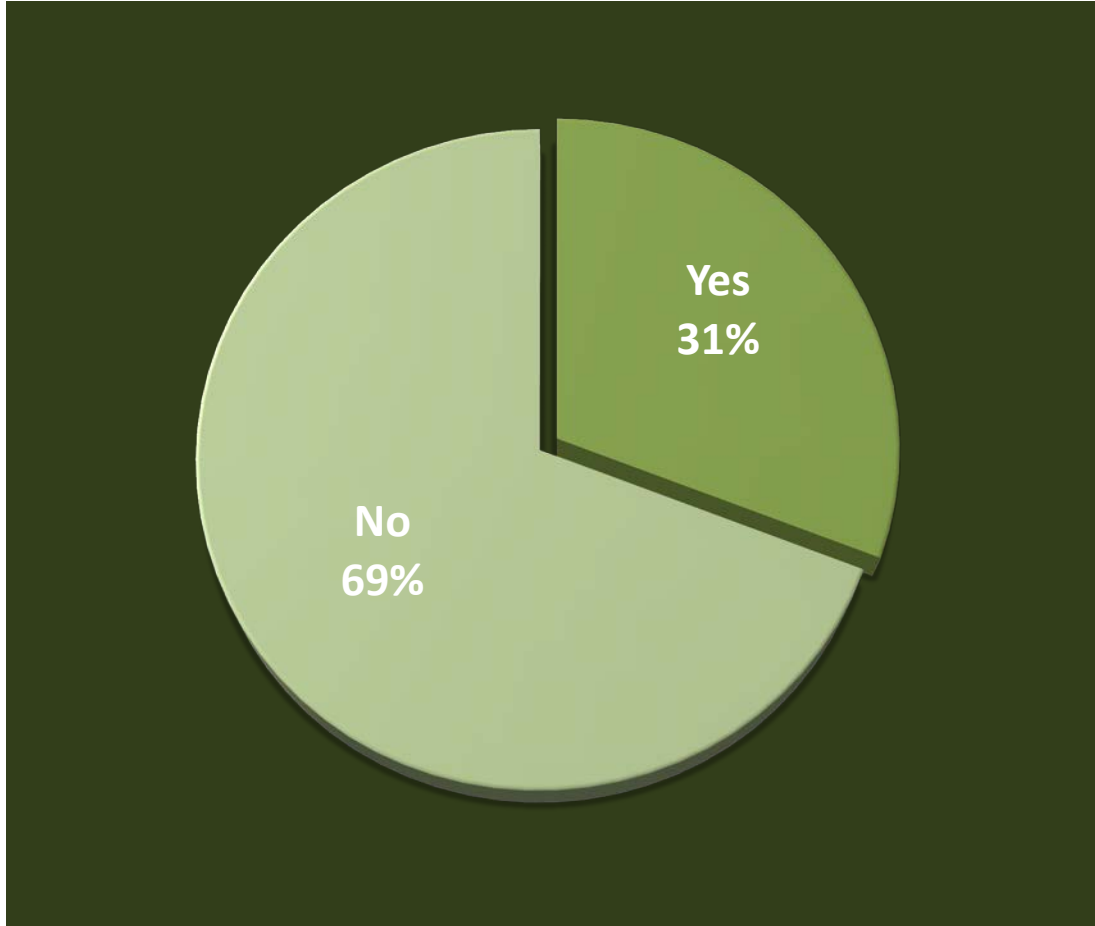


Table 15: Percentage of Chest Pain Calls - Aspirin Administered (Age Greater Than 35)

	# of Records	% of Records
Yes	9,420	31%
No	21,140	69%
Total	30,560	100%

In 2017, 31 percent of runs on chest pain calls (provider primary impression=cardiac rhythm disturbance or chest pain/discomfort) of patients 35 and older were administered Aspirin.

Data Source: EMSIS 2018.

Figure 16: Percentage of Chest Pain Runs with 12-Lead ECG Used, Transmitted, and Given Aspirin (Age Greater Than 35)

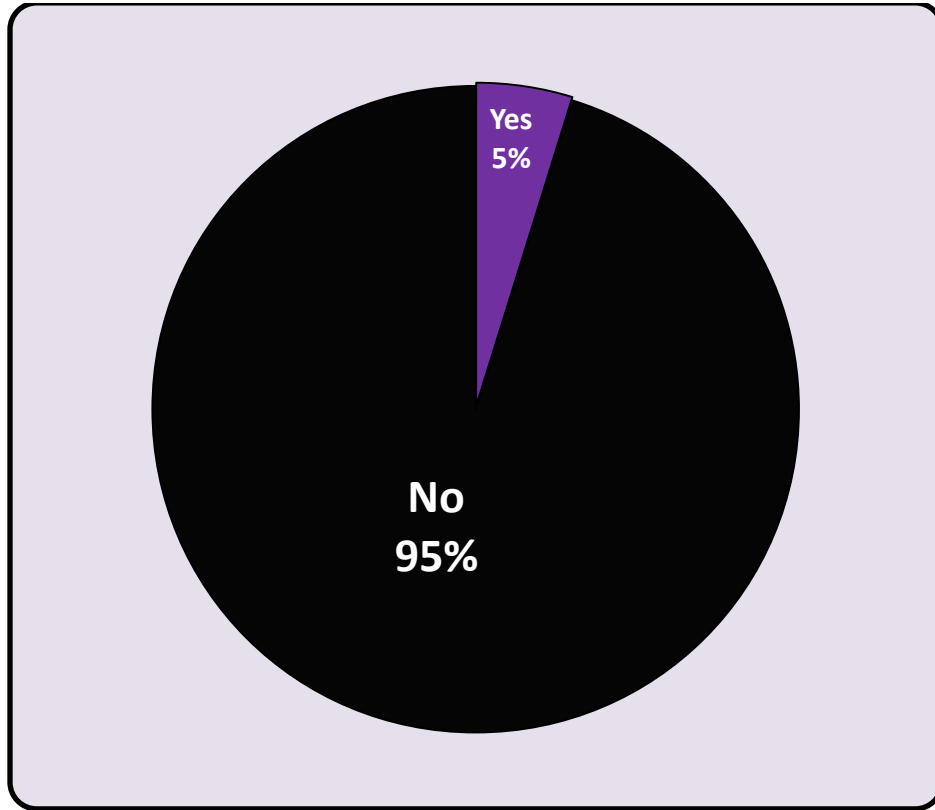


Table 16: Percentage of Chest Pain Runs with 12-Lead ECG Used, Transmitted, and Given Aspirin (Age Greater Than 35)

	Number of Records	Percent of Records
Yes	1,466	5%
No	29,094	95%
Total	30,560	100%

Data Source: EMSIS 2018.

Figure 17: Stroke Runs where Blood Glucose Analysis was Performed

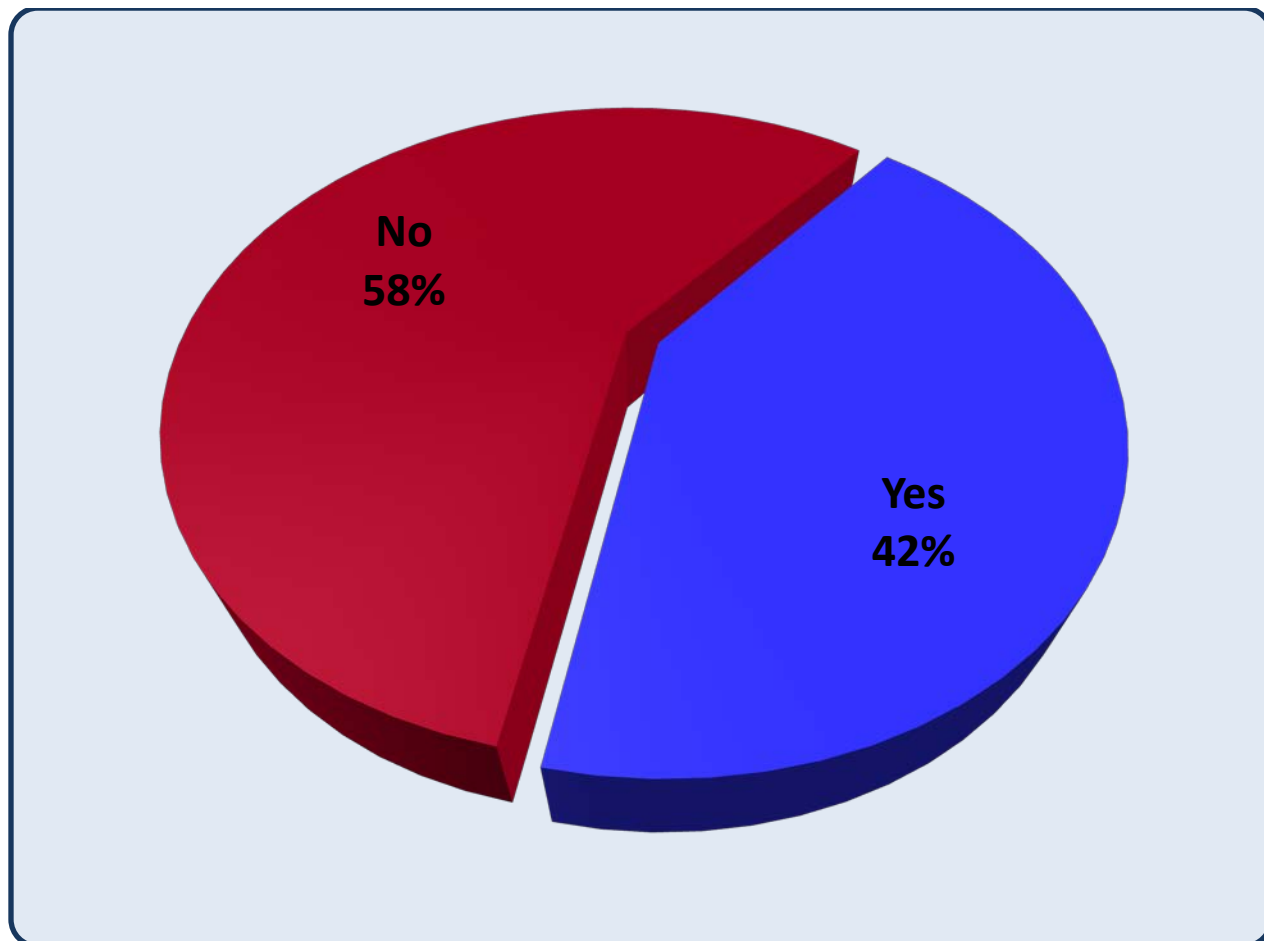


Table 17: Stroke Runs where Blood Glucose Analysis was Performed

Blood Glucose Analysis	Number of Records	Percent of Records
Yes	1,278	42%
No	1,765	58%
Total	3,043	100%

In 2017, 42 percent of stroke patients (provider primary impression=Stroke/CVA) were tested for blood glucose.

Data Source: EMSIS 2018.

**Figure 18: Stroke Runs - Complete Glasgow Coma Scale (GCS) Recorded
01/01/2017 – 12/31/2017**

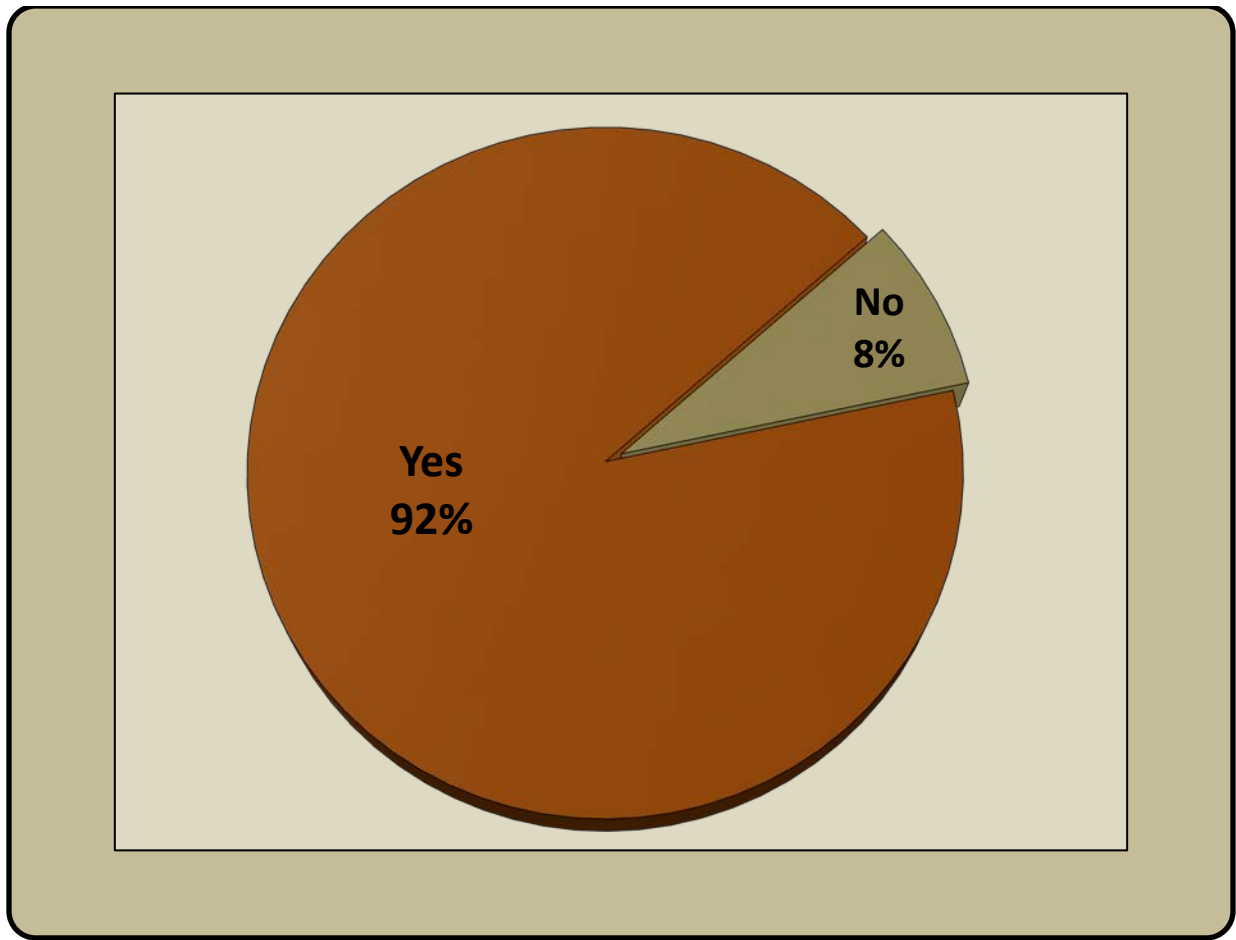


Table 18: Stroke Runs - Complete GCS Recorded

GCS	Number of Records	Percent of Records
Yes	2,792	92%
No	251	8%
Total	3,043	100%

In 2017, 92 percent of EMS runs for stroke (provider primary impression=Stroke/CVA) recorded a complete GCS.

Data Source: EMSIS 2018.

**Figure 19: Percentage of Shortness of Breath Patients - Capnography Used
01/01/2017 – 12/31/2017**

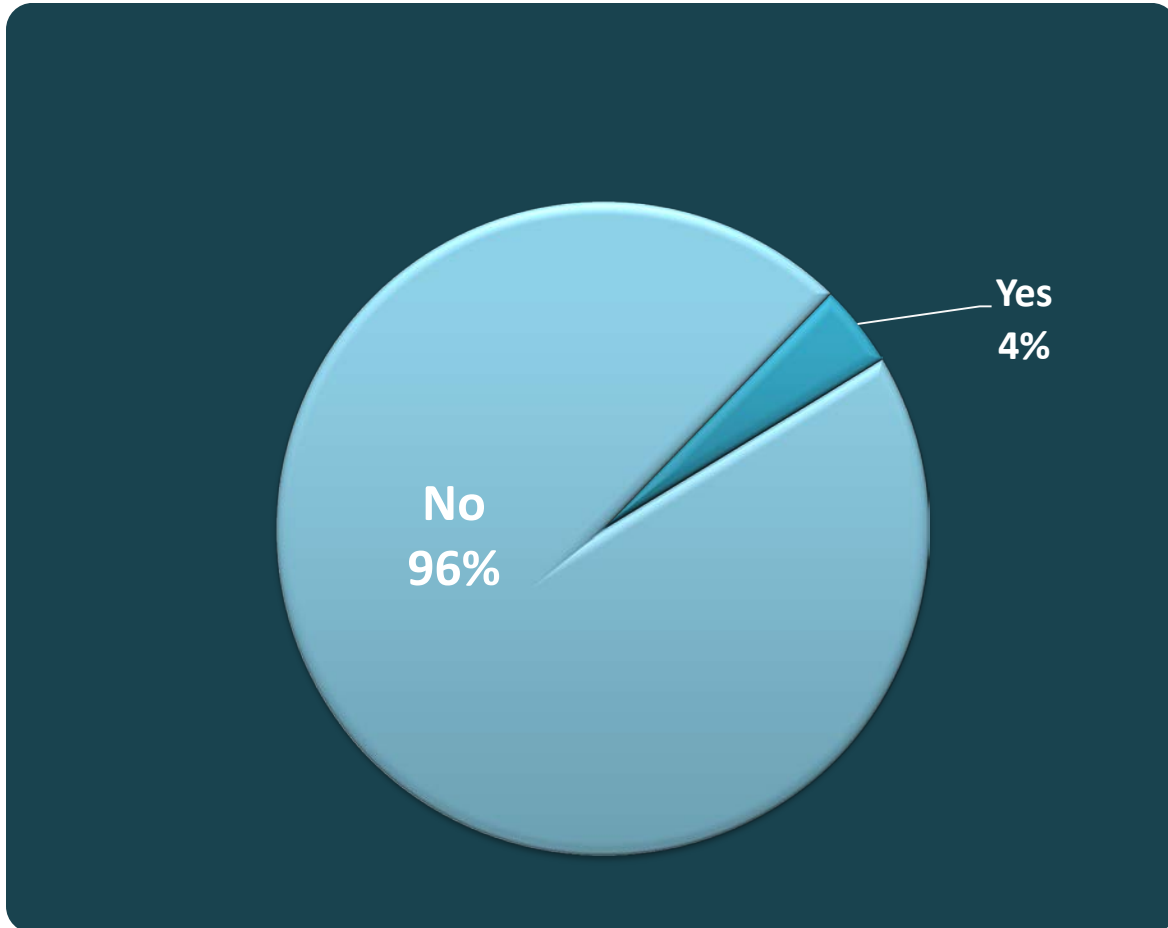


Table 19: Percentage of Shortness of Breath Patients - Capnography Used

Capnography Used	Number of Records	Percent of Records
Yes	838	4%
No	19,664	96%
Total	20,502	100%

In 2017, 4 percent of shortness of breath patients (provider primary impression=respiratory distress and respiratory arrest) received a form of Capnography.

Data Source: EMSIS 2018.

**Figure 20: Blood Glucose Analysis in Diabetic Runs
01/01/2017 – 12/31/2017**

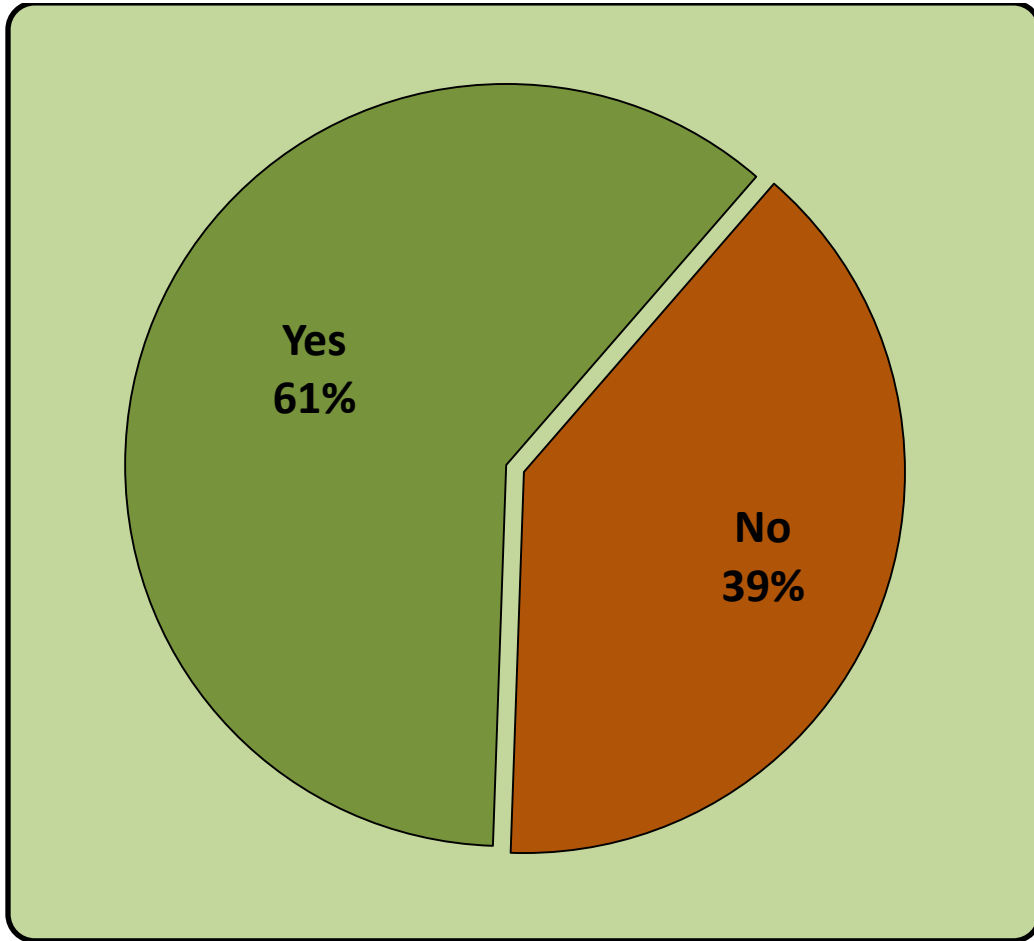


Table 20: Blood Glucose Analysis in Diabetic Runs

Blood Glucose Analysis	Number of Records	Percent of Records
Yes	2,498	61%
No	1,609	39%
Total	4,107	100%

In 2017, 61 percent of patients with a primary impression of diabetic symptoms were administered at least one blood glucose analysis. Overall, Alabama Emergency Medical Services Personnel administered a total of 34,811 blood glucose analysis (8.4 tests per patient).

Data Source: EMSIS 2018.

**Figure 21: Alabama EMS (Top 10) Procedures Performed
01/01/2017 – 12/31/2017**

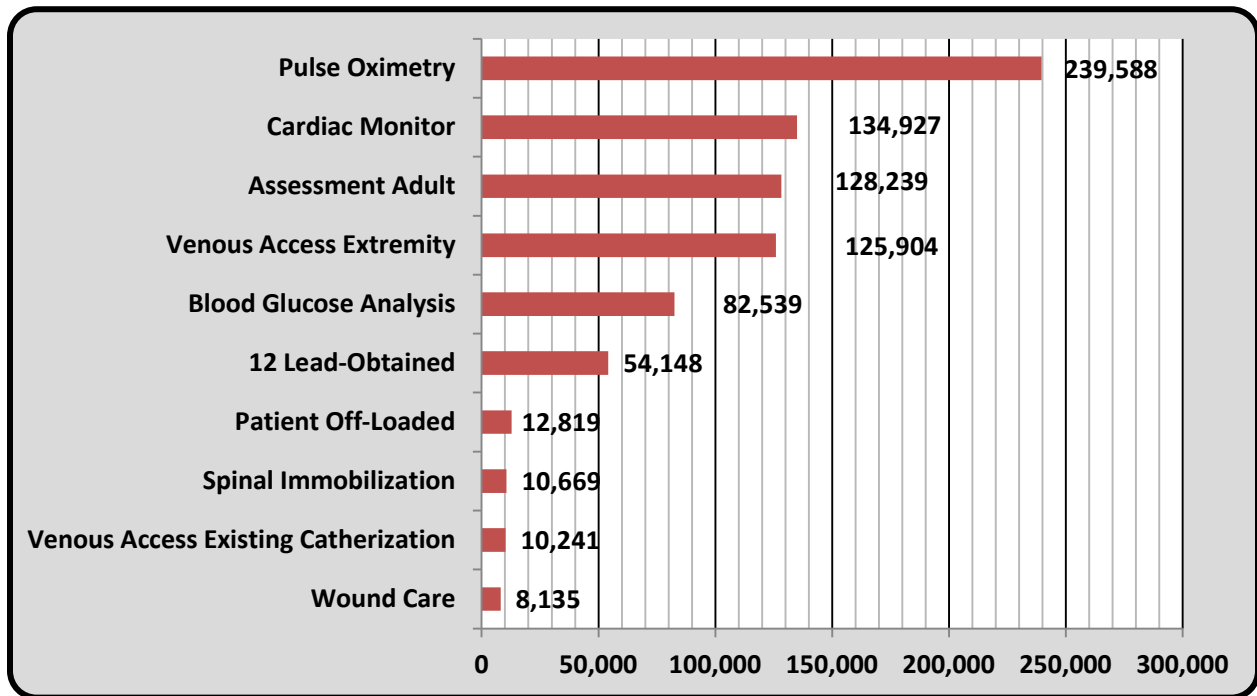


Table 21: Alabama EMS (Top 10) Procedures Performed

Procedure	Count	Proportions
Pulse Oximetry	239,588	30%
Cardiac Monitor	134,927	17%
Assessment Adult	128,239	16%
Venous Access Extremity	125,904	16%
Blood Glucose Analysis	82,539	10%
12 Lead-Obtained	54,148	7%
Patient Off-Loaded	12,819	2%
Spinal Immobilization	10,669	1%
Venous Access Existing Catherization	10,241	1%
Wound Care	8,135	0%
Total	807,209	100%

In 2017, Alabama EMS Providers performed 239,588 (30 percent) Oximetry and 134,927 (17 percent) cardiac monitors. The table provides details of procedures performed by Alabama EMS providers.

Data Source: EMSIS 2018.

**Figure 22: Alabama EMS (Top 10) Insurance Providers
01/01/2017 – 12/31/2017**

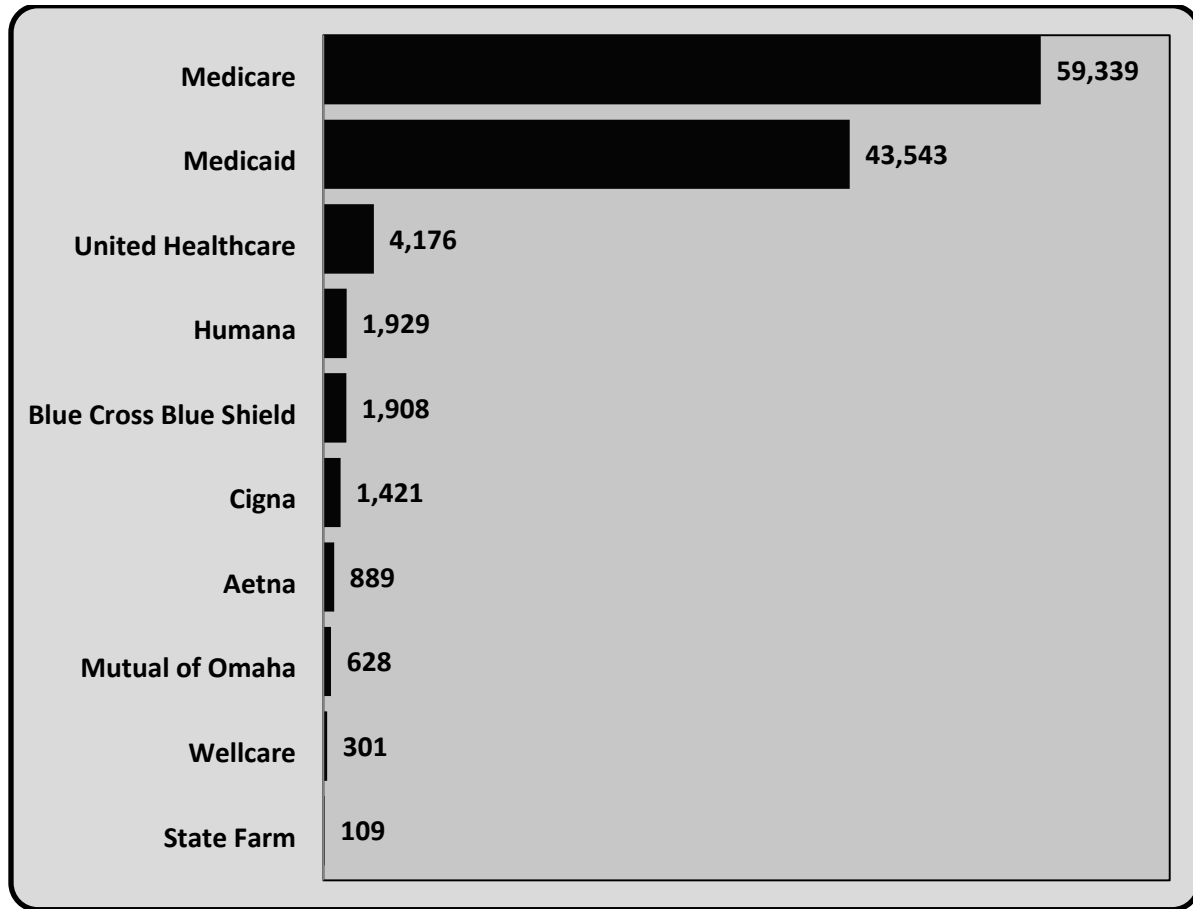


Table 22: Alabama EMS (Top 10) Insurance Providers

Insurance Payer	Count	Proportions
Medicare	59,339	52%
Medicaid	43,543	38%
United Healthcare	4,176	4%
Humana	1,929	2%
Blue Cross Blue Shield	1,908	2%
Cigna	1,421	1%
Aetna	889	1%
Mutual of Omaha	628	0%
Wellcare	301	0%
State Farm	109	0%
Total	114,243	100%

In 2017, Medicare paid 52 percent of claims and Medicaid paid 38 percent of all claims.

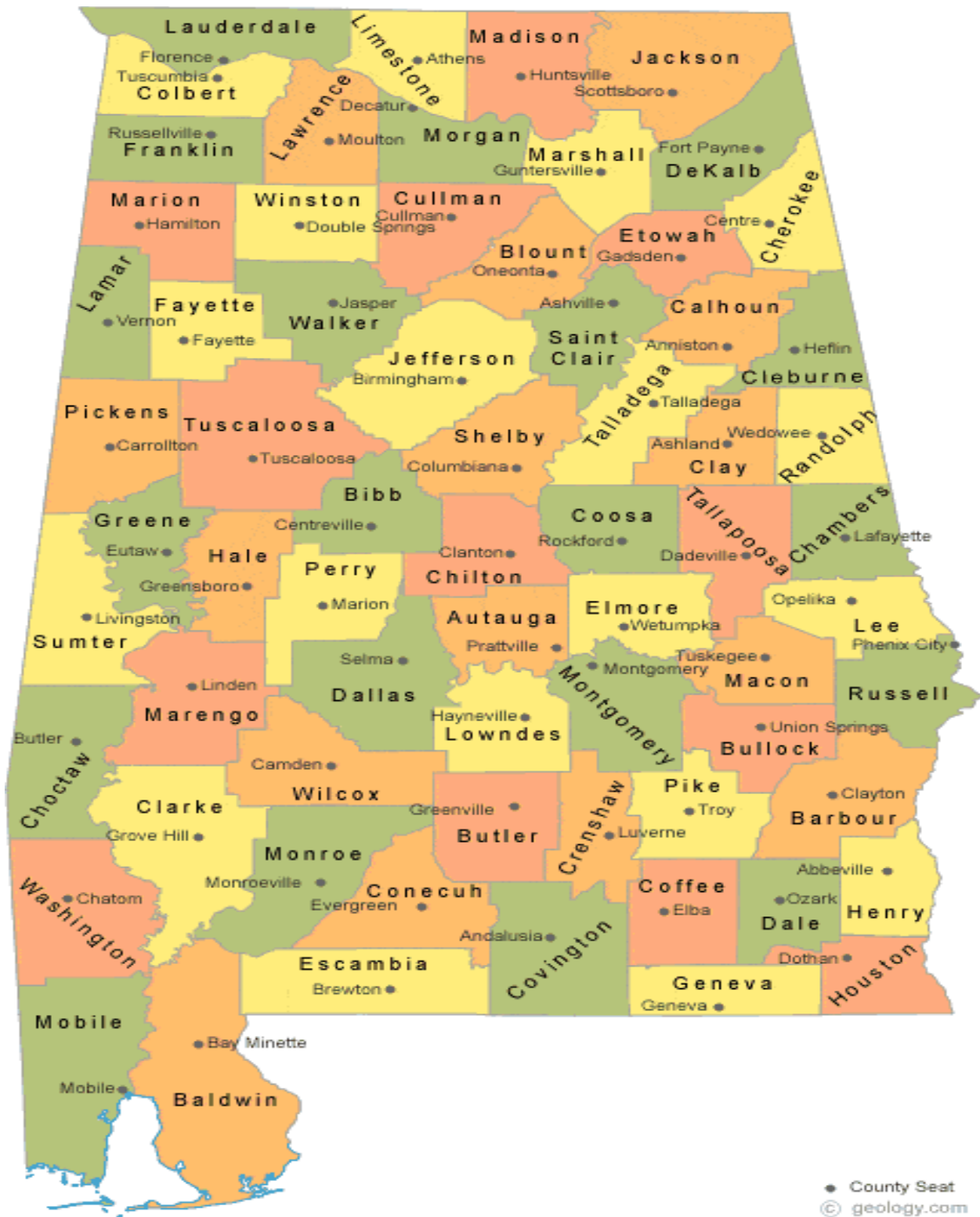
Data Source: EMSIS 2018.

Appendix

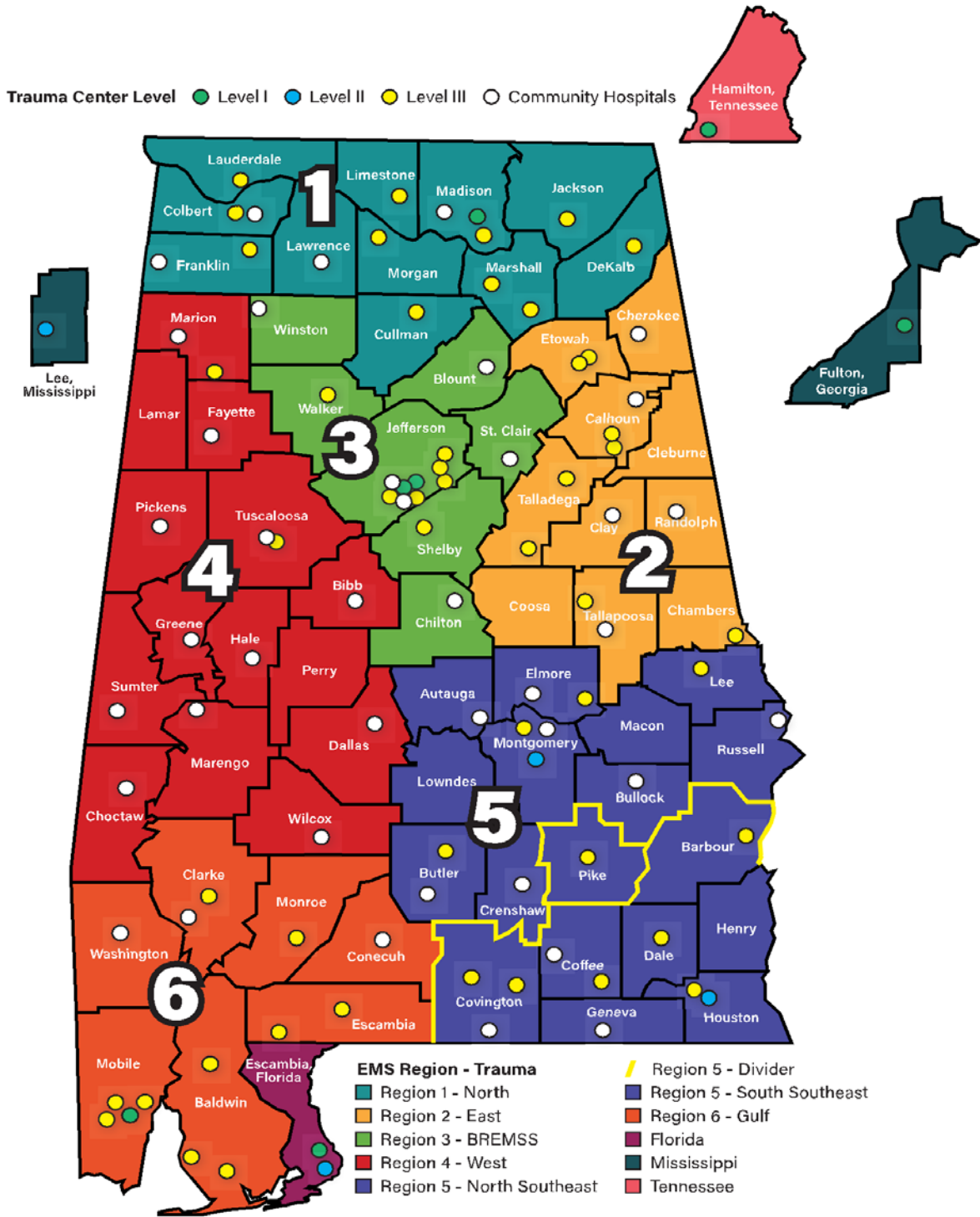
Map of Alabama Counties.....	31
Trauma Center Level Map.....	32
Stroke Center Level Map.....	33
Alabama EMS Cardiac Arrest Calls.....	34
Alabama EMS Stroke/CVA Calls.....	35
Alabama Active Submitting Agencies by County for 2017.....	36
Providers by County for 2017.....	44
Office of Emergency Medical Services Staff.....	45

Key: CVA=Cerebral Vascular Accident

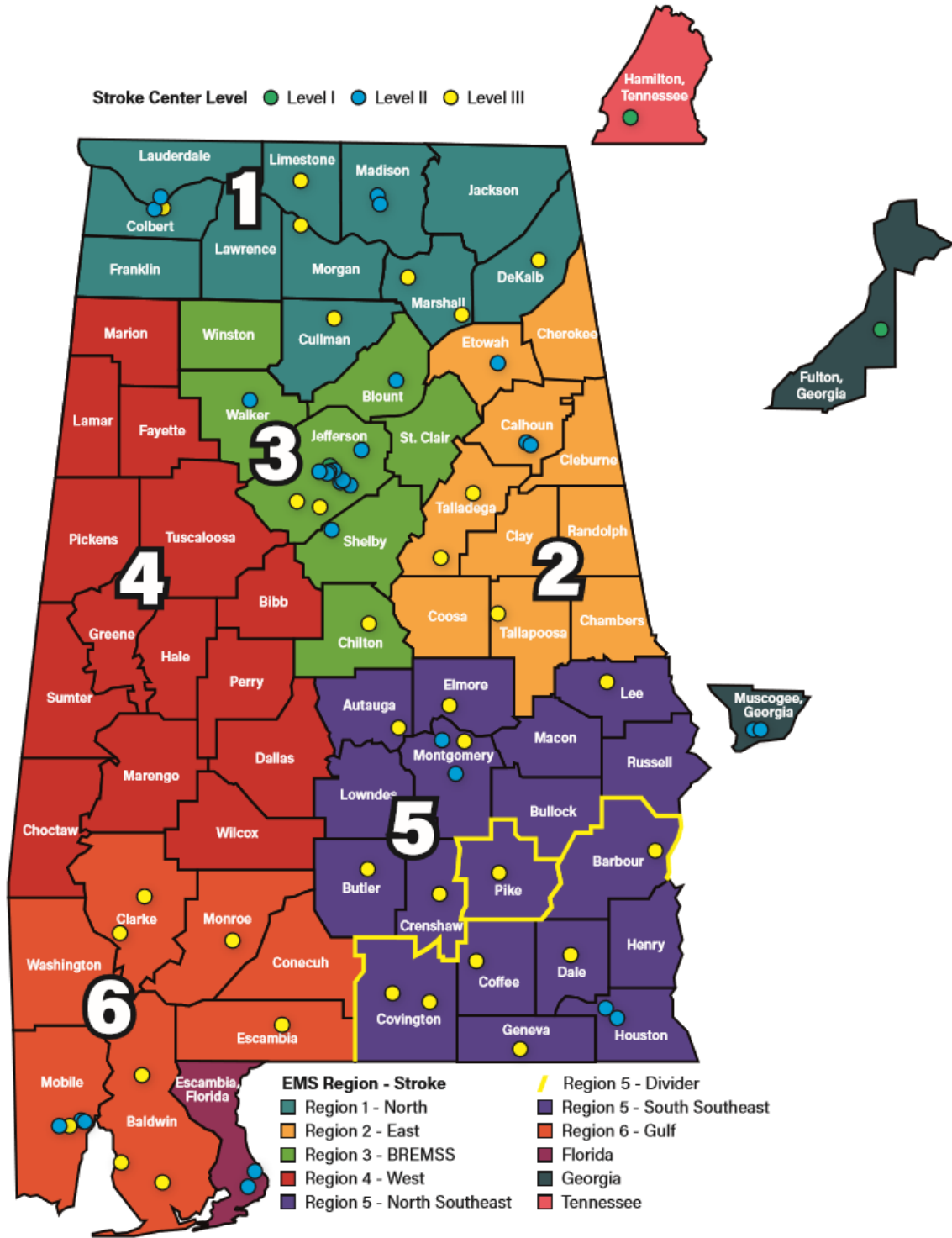
Map Of Alabama Counties



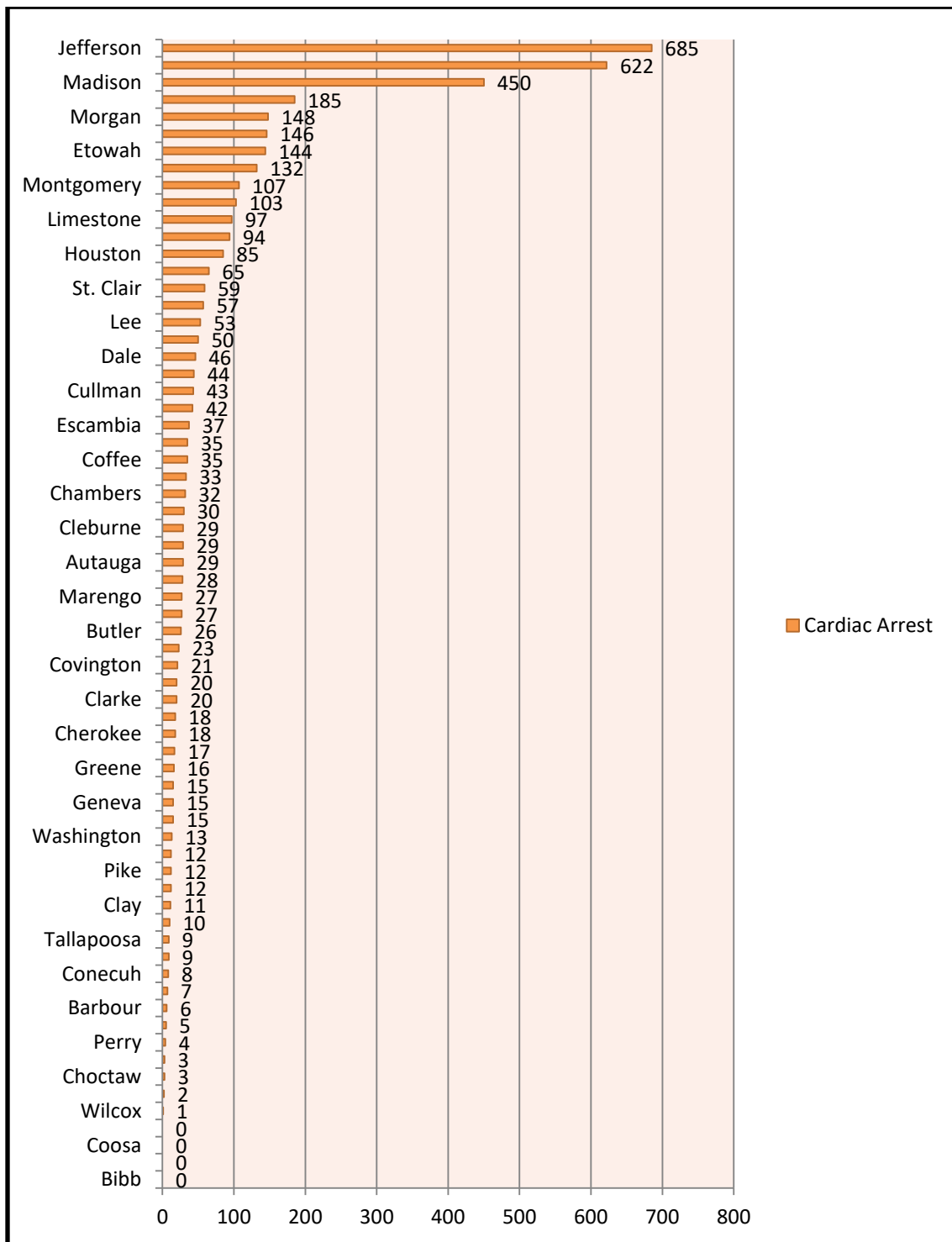
Trauma Center Level Map



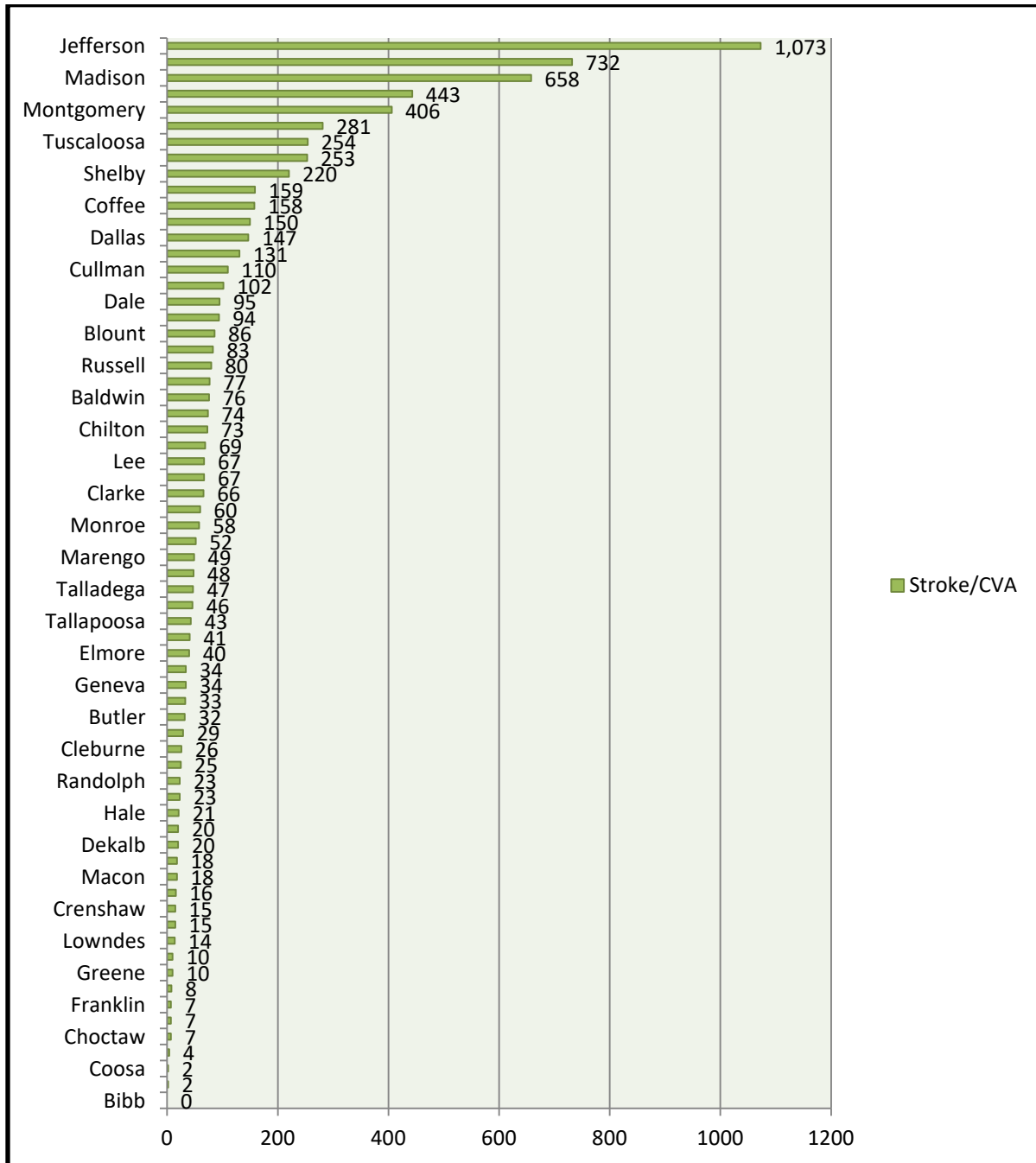
Stroke Center Level Map



Alabama EMS Cardiac Arrest Calls: 01/01/2017 – 12/31/2017



Alabama EMS Stroke/CVA Calls: 01/01/2017 – 12/31/2017



Alabama Active Submitting Agencies by County for 2017	
COUNTY	EMS Agency
Autauga	INTERNATIONAL PAPER
Autauga	PRATTVILLE FIRE DEPARTMENT
Autauga	CARE AMBULANCE - AUTAUGA
Autauga	HAYNES AMBULANCE - AUTAUGA
Baldwin	LIFEGUARD AMBULANCE SERVICE LLC D/B/A MEDSTAR
Baldwin	DAPHNE FIRE DEPARTMENT
Baldwin	NORTH BALDWIN EMS, LLC
Baldwin	ORANGE BEACH FIRE RESCUE
Baldwin	LIFEGUARD AMBULANCE SERVICE - BALDWIN
Baldwin	GULF SHORES FIRE RESCUE
Baldwin	MED-TRANS CORPORATION D/B/A MEDSTAR AIR CARE
Barbour	CLIO RESCUE SQUAD
Barbour	EUFAULA RESCUE SQUAD
Barbour	BAKER HILL FIRE / RESCUE
Barbour	LOUISVILLE FIRE & RESCUE
Barbour	CLAYTON FIRE AND RESCUE
Bibb	AMSERV EMS - BIBB
Bibb	GREEN POND FIRE & RESCUE
Blount	PINE MOUNTAIN VOLUNTEER FIRE AND EMS DISTRICT, INC.
Blount	WEST BLOUNT VOLUNTEER FIRE & RESCUE
Blount	SNEAD FIRE AND RESCUE
Blount	NECTAR FIRE DEPARTMENT
Blount	BLOUNT EMS, INC.
Blount	LOCUST FORK FIRE AND RESCUE
Blount	A-MED AMBULANCE SERVICE- BLOUNT
Blount	ALLGOOD VOLUNTEER FIRE AND RESCUE
Blount	ONEONTA FIRE AND RESCUE
Blount	ROSA VOLUNTEER FIRE & RESCUE
Bullock	HAYNES AMBULANCE - BULLOCK
Butler	GEMS AMBULANCE
Butler	BAPTIST LIFEFLIGHT 3 - BUTLER
Butler	GREENVILLE FIRE DEPARTMENT
Calhoun	PIEDMONT RESCUE SQUAD
Calhoun	OXFORD EMERGENCY MEDICAL SERVICES, INC.
Calhoun	ANNISTON FIRE - RESCUE
Calhoun	ANNISTON EMERGENCY MEDICAL SERVICES, INC.
Calhoun	JACKSONVILLE FIRE DEPARTMENT
Chambers	LAFAYETTE FIRE AND EMS
Chambers	CITY OF LANETT FIRE AND EMS
Chambers	VALLEY EMERGENCY MEDICAL SERVICE

Alabama Active Submitting Agencies by County 2017	
County	EMS Agency
Chambers	VINES AMBULANCE SERVICE
Chambers	LIFESAVER 3 - CHAMBERS
Cherokee	CHEROKEE EMERGENCY MEDICAL SERVICES, INC
Chilton	RPS - CHILTON
Chilton	THORSBY FIRE DEPARTMENT
Chilton	JEMISON FIRE AND RESCUE
Chilton	FAIRVIEW VOLUNTEER FIRE & RESCUE
Chilton	COLLINS CHAPEL FIRE & RESCUE
Chilton	NORTH CHILTON VOLUNTEER FIRE DEPARTMENT
Chilton	CARE AMBULANCE - CHILTON
Chilton	CLANTON FIRE DEPARTMENT
Choctaw	CHOCTAW COUNTY AMBULANCE SERVICE
Clarke	ASAP EMS - CLARKE
Clay	CLAY COUNTY RESCUE SQUAD
Cleburne	CLEBURNE COUNTY EMERGENCY MEDICAL SERVICES
Coffee	ENTERPRISE RESCUE, INC.
Coffee	COFFEE COUNTY EMS
Coffee	ENTERPRISE FIRE DEPARTMENT
Colbert	CHEROKEE RESCUE SQUAD
Colbert	KELLER EMS - COLBERT
Colbert	LITTLEVILLE FIRE & RESCUE
Colbert	AIR EVAC EMS, INC. - COLBERT
Colbert	SHOALS AMBULANCE - COLBERT
Conecuh	CONECUH COUNTY EMS
Coosa	KELLYTON FIRE & RESCUE
Coosa	GOODWATER AMBULANCE SERVICE
Covington	GANTT AREA VOLUNTEER RESCUE SQUAD
Covington	HAYNES AMBULANCE OF OPP COVINGTON
Covington	ADVANCED EMS, INC
Covington	OPPORTUNITY EMS, INC.
Crenshaw	LUVERNE RESCUE SQUAD, INC.
Crenshaw	BRANTLEY FIRE & RESCUE
Crenshaw	HIGHLAND HOME VOLUNTEER FIRE & RESCUE DEPARTMENT, INC.
Cullman	VINEMONT PROVIDENCE FIRE DEPARTMENT
Cullman	CULLMAN EMERGENCY MEDICAL SERVICES
Cullman	RPS - CULLMAN
Cullman	AIR EVAC EMS, INC. - CULLMAN
Cullman	CULLMAN FIRE RESCUE
Dale	ECHO EMS
Dale	MIDLAND CITY FIRE RESCUE

Alabama Active Submitting Agencies by County for 2017	
County	EMS Agency
Dale	FORT RUCKER EMERGENCY MEDICAL SERVICE
Dale	OZARK EMS
Dale	OZARK FIRE DEPARTMENT
Dale	ARITON RESCUE SQUAD
Dale	DIRECTORATE OF PUBLIC SAFETY, FIRE & EMERGENCY SERVICES DIVISION
Dale	SKIPPERVILLE VOLUNTEER RESCUE SQUAD
Dale	DALEVILLE POLICE VOLUNTEER RESCUE
Dallas	CARE AMBULANCE - DALLAS
Dekalb	DESOTO RESCUE SQUAD
Dekalb	RAINSVILLE FIRE & RESCUE
Dekalb	DEKALB AMBULANCE SERVICE
Dekalb	FORT PAYNE FIRE DEPARTMENT
Elmore	HAYNES AMBULANCE OF ELMORE COUNTY, LLC
Elmore	ECLECTIC FIRE DEPARTMENT EMS
Elmore	HAYNES LIFE FLIGHT, LLC
Elmore	MILLBROOK FIRE DEPARTMENT
Escambia	ATMORE AMBULANCE, INC
Escambia	ASAP AMBULANCE - ESCAMBIA
Escambia	D. W. MCMILLAN EMS
Etowah	ATTALLA FIRE & RESCUE
Etowah	RAINBOW CITY FIRE & RESCUE
Etowah	GALLANT VOLUNTEER FIRE DEPARTMENT
Etowah	SOUTHSIDE FIRE DEPARTMENT
Etowah	ADVANTAGE EMERGENCY MEDICAL SERVICES LLC
Etowah	A-MED AMBULANCE SERVICE - ETOWAH
Etowah	LIFESAVER 2 - ETOWAH
Etowah	GADSDEN FIRE DEPARTMENT
Fayette	AIR EVAC EMS, INC. - FAYETTE
Fayette	FAYETTE COUNTY EMS
Franklin	RUSSELLVILLE FIRE AND RESCUE
Franklin	PHIL CAMPBELL RESCUE SQUAD
Franklin	KELLER EMS - FRANKLIN COUNTY
Geneva	HARTFORD FIRE RESCUE
Geneva	GENEVA RESCUE SQUAD
Geneva	SAMSON VOLUNTEER RESCUE SQUAD
Geneva	CITY OF SLOCOMB EMS
Greene	GREENE COUNTY EMS
Hale	HALE COUNTY EMS
Henry	ABBEVILLE FIRE RESCUE
Henry	HEADLAND FIRE RESCUE

Alabama Active Submitting Agencies by County for 2017	
County	EMS Agency
Henry	HALEBURG RESCUE SQUAD
Houston	ASHFORD AMBULANCE AND RESCUE SQUAD
Houston	DOTHAN FIRE DEPARTMENT
Houston	REHOBETH VOLUNTEER RESCUE
Houston	HAYNES LIFEFLIGHT, LLC - HOUSTON COUNTY
Houston	COTTONWOOD AMBULANCE & RESCUE SQUAD
Houston	DOTHAN AMBULANCE SERVICE - HOUSTON
Houston	COLUMBIA AMBULANCE & RESCUE EMERGENCY SQUAD
Houston	WICKSBURG FIRE RESCUE
Jackson	HIGHLANDS MEDICAL CENTER AMBULANCE SERVICE
Jackson	AIR EVAC EMS, INC. - JACKSON
Jackson	DUTTON FIRE DEPARTMENT
Jackson	SCOTTSBORO FIRE DEPARTMENT
Jefferson	MIDFIELD FIRE DEPARTMENT
Jefferson	CONCORD FIRE DISTRICT
Jefferson	TRUSSVILLE FIRE AND RESCUE
Jefferson	NORTHSTAR PARAMEDIC SERVICES - JEFFERSON
Jefferson	JEFFERSON COUNTY SHERIFF'S OFFICE TACTICAL UNIT
Jefferson	CAHABA VALLEY FIRE - JEFFERSON
Jefferson	BROOKSIDE FIRE RESCUE
Jefferson	GRAYSVILLE FIRE & RESCUE
Jefferson	BESSEMER FIRE DEPARTMENT
Jefferson	TARRANT FIRE AND RESCUE
Jefferson	INDIAN FORD FIRE DISTRICT
Jefferson	LIFECARE OF ALABAMA - JEFFERSON
Jefferson	U S STEEL
Jefferson	WEST JEFFERSON FIRE & RESCUE
Jefferson	MINOR HEIGHTS FIRE DISTRICT
Jefferson	WARRIOR FIRE DEPARTMENT
Jefferson	BIRMINGHAM FIRE & RESCUE SERVICE
Jefferson	HOOVER FIRE DEPARTMENT - JEFFERSON
Jefferson	MOUNT OLIVE FIRE AND RESCUE DISTRICT
Jefferson	SYLVAN SPRINGS FIRE DEPARTMENT
Jefferson	BIRMINGPORT FIRE DEPARTMENT
Jefferson	PALMERDALE FIRE DISTRICT
Jefferson	CENTER POINT FIRE AND RESCUE
Jefferson	SHOALS AMBULANCE - JEFFERSON
Jefferson	RPS - JEFFERSON
Jefferson	KIMBERLY FIRE & RESCUE
Jefferson	ADAMSVILLE FIRE AND RESCUE

Alabama Active Submitting Agencies by County for 2017	
County	EMS Agency
Jefferson	VESTAVIA HILLS FIRE DEPARTMENT
Jefferson	HUEYTOWN FIRE & RESCUE
Jefferson	MCCALLA AREA FIRE DISTRICT
Jefferson	MOUNTAIN BROOK FIRE DEPARTMENT
Jefferson	MCADORY FIRE DEPARTMENT
Jefferson	PLEASANT GROVE FIRE & RESCUE SERVICE
Jefferson	ROCKY RIDGE FIRE DEPARTMENT
Jefferson	LEEDS FIRE & RESCUE
Jefferson	FORESTDALE FIRE DISTRICT
Jefferson	LIFEGUARD AMBULANCE SERVICE - JEFFERSON
Jefferson	HOMEWOOD FIRE AND RESCUE SERVICE
Jefferson	GARDENDALE FIRE & RESCUE
Jefferson	IRONDALE FIRE DEPARTMENT
Jefferson	FULTONDALE FIRE & RESCUE
Jefferson	CORNER VOLUNTEER FIRE & RESCUE SERVICE, INC.
Lamar	LAMAR AMBULANCE SERVICE INC
Lamar	NORTH LAMAR EMERGENCY MEDICAL SERVICES
Lamar	CROSSVILLE FIRE & RESCUE
Lauderdale	SHOALS AMBULANCE - LAUDERDALE
Lawrence	GREG'S AMBULANCE SERVICE
Lawrence	HILLSBORO AREA VOLUNTEER FIRE & RESCUE
Lee	EAST ALABAMA EMERGENCY MEDICAL SERVICES, LLC
Lee	SMITHS STATION FIRE & RESCUE
Lee	OPELIKA FIRE RESCUE
Lee	CARE AMBULANCE - LEE
Limestone	ATHENS LIMESTONE EMS
Lowndes	CARE AMBULANCE - LOWNDES
Macon	EXCELSIOR AMBULANCE SERVICE - MACON
Macon	CARE AMBULANCE - MACON
Madison	HUNTSVILLE MEDFLIGHT - MADISON
Madison	HUNTSVILLE FIRE & RESCUE
Madison	MADISON FIRE & RESCUE
Madison	H E M S I
Marengo	AMSTAR EMERGENCY MEDICAL SERVICES - MARENGO
Marengo	AIR EVAC EMS, INC. - DEMOPOLIS
Marion	RPS - MARION
Marion	MARION COUNTY EMS
Marshall	SAMARITIAN EMS, INC - ARAB
Marshall	ARAB FIRE RESCUE
Marshall	GUNTERSVILLE FIRE & RESCUE

Alabama Active Submitting Agencies by County for 2017	
County	EMS Agency
Marshall	NIXON CHAPEL VOLUNTEER FIRE DEPARTMENT
Marshall	A-MED AMBULANCE SERVICE - MARSHALL
Marshall	ALBERTVILLE FIRE & RESCUE
Marshall	MARSHALL MEDICAL CENTER - BOAZ
Marshall	BOAZ FIRE & RESCUE
Mobile	LIFEGUARD AMBULANCE SERVICE - MOBILE
Mobile	AM/NS CALVERT
Mobile	ELITE INDUSTRIAL SERVICES
Mobile	AMVAC CHEMICAL CORPORATION
Mobile	SARALAND FIRE RESCUE DEPARTMENT
Mobile	CITRONELLE FIRE RESCUE
Mobile	BAPTIST LIFEFLIGHT 2 - MOBILE
Mobile	MOBILE FIRE RESCUE DEPARTMENT
Mobile	NEWMAN'S MEDICAL SERVICES INC
Mobile	MOBILE COUNTY EMS
Mobile	DAUPHIN ISLAND FIRE AND RESCUE
Monroe	ASAP EMS - MONROE
Monroe	SIMMONS EMS
Montgomery	HAYNES AMBULANCE - MONTGOMERY
Montgomery	PINTLALA VOLUNTEER FIRE DEPARTMENT
Montgomery	EXCELSIOR AMBULANCE SERVICE, INC. - MONTGOMERY
Montgomery	PROGRESSIVEHEALTH, LLC
Montgomery	MONTGOMERY FIRE / RESCUE DEPARTMENT
Montgomery	CARE AMBULANCE - MONTGOMERY
Morgan	DECATUR FIRE & RESCUE
Morgan	MUD TAVERN VOLUNTEER FIRE RESCUE
Morgan	FIRST RESPONSE - DECATUR
Morgan	SAMARITAN EMS, INC - MORGAN
Morgan	SAVES FIRE & RESCUE
Morgan	LIFEGUARD AMBULANCE SERVICE - MORGAN
Out of State	AIR EVAC EMS, INC. - WAYNESBORO, TN
Out of State	SHANDSCAIR 6
Out of State	AIR EVAC LIFETEAM - LAGRANGE, GA.
Out of State	AIR EVAC LIFETEAM - CARROLLTON, GA.
Out of State	ESCAMBIA COUNTY EMS
Out of State	LIFEGUARD 1 - MILTON, FL
Out of State	BAPTIST LIFEFLIGHT 1
Out of State	AIR EVAC LIFETEAM. - LAWRENCEBURG, TN
Out of State	AIR LIFE GEORGIA - CARROLLTON
Out of State	AIRHEART 2 - MARIANNA, FLORIDA

Alabama Active Submitting Agencies by County for 2017	
County	EMS Agency
Out of State	OKALOOSA MEDFLIGHT
Out of State	AIR EVAC EMS, INC. - SAVANNAH, TN
Out of State	AIR EVAC EMS, INC. - MANCHESTER, TN
Out of State	AIR EVAC EMS, INC. - MARSHALL, TN
Out of State	AIR EVAC EMS, INC. - CORINTH, MS
Perry	CARE AMBULANCE - PERRY
Pickens	PICKENS COUNTY AMBULANCE SERVICE
Pike	HAYNES AMBULANCE OF TROY, LLC
Pike	TROY FIRE DEPARTMENT
Pike	HAYNES LIFE FLIGHT - PIKE COUNTY
Randolph	EMERGENCY MEDICAL TRANSPORT, LLC
Randolph	SOUTHERN AMBULANCE TRANSPORT, INC.
Russell	CRAWFORD VOLUNTEER FIRE DEPARTMENT, INC
Russell	EMS CARE AMBULANCE
Russell	CARE AMBULANCE - RUSSELL
Shelby	HARPERSVILLE FIRE DEPARTMENT
Shelby	SOUTHEAST SHELBY COUNTY RESCUE
Shelby	NORTH SHELBY FIRE DEPARTMENT
Shelby	PELHAM FIRE DEPARTMENT
Shelby	CALERA FIRE DEPARTMENT
Shelby	ARJENNA PARABASIC TRANSPORT LLC
Shelby	CHELSEA FIRE & RESCUE
Shelby	HELENA FIRE DEPARTMENT
Shelby	WESTOVER MUNICIPAL FIRE DEPARTMENT
Shelby	HOOVER FIRE DEPARTMENT - SHELBY
Shelby	MONTEVALLO FIRE & RESCUE SERVICE
Shelby	ALABASTER FIRE DEPARTMENT
Shelby	CAHABA VALLEY FIRE - SHELBY
Shelby	RPS - SHELBY
St. Clair	MOODY FIRE & RESCUE
St. Clair	RAGLAND RESCUE SERVICE
St. Clair	ASHVILLE FIRE & RESCUE
St. Clair	PELL CITY FIRE & RESCUE SERVICE
St. Clair	RIVERSIDE FIRE & RESCUE
St. Clair	ARGO FIRE & RESCUE
St. Clair	ODENVILLE FIRE & RESCUE
St. Clair	STEELE FIRE AND RESCUE
St. Clair	RPS - ST. CLAIR
St. Clair	SPRINGVILLE FIRE AND RESCUE
Sumter	LIVINGSTON FIRE & RESCUE

Alabama Active Submitting Agencies by County for 2017	
County	EMS Agency
Sumter	AMSTAR EMERGENCY MEDICAL SERVICES - SUMTER
Talladega	WINTERBORO VOLUNTEER FIRE AND RESCUE INC
Talladega	SYLACAUGA AMBULANCE SERVICE
Talladega	NORTHSTAR PARAMEDIC SERVICES - TALLADEGA
Talladega	LIFESAVER 4 - TALLADEGA
Talladega	LINCOLN FIRE & RESCUE
Talladega	RPS - TALLADEGA
Talladega	CHILDERSBURG AMBULANCE SERVICE
Tallapoosa	ALEXANDER CITY FIRE DEPARTMENT
Tallapoosa	TALLAPOOSA EMERGENCY MEDICAL SERVICES
Tallapoosa	NEW SITE VOLUNTEER FIRE AND AMBULANCE SERVICE
Tuscaloosa	LIFECARE OF ALABAMA - TUSCALOOSA
Tuscaloosa	ROCKY MTN HOLDINGS LLC DBA NORTHFLIGHT
Tuscaloosa	TUSCALOOSA FIRE & RESCUE SERVICE
Tuscaloosa	NORTHSTAR PARAMEDIC SERVICES - TUSCALOOSA
Tuscaloosa	BROOKWOOD VOLUNTEER FIRE DEPARTMENT
Tuscaloosa	TUSCALOOSA COUNTY SHERIFF'S OFFICE
Tuscaloosa	NORTHPORT FIRE RESCUE
Tuscaloosa	TIDE EMS
Tuscaloosa	ALABAMA FIRE COLLEGE
Walker	SUMITON FIRE AND RESCUE SERVICE
Walker	RPS - WALKER
Walker	REGIONAL AIR MEDICAL SERVICES, INC.- WALKER
Walker	CORDOVA VOLUNTEER FIRE DEPARTMENT
Washington	BASF CORPORATION
Washington	MCINTOSH RESCUE SQUAD, INC.
Washington	ASAP AMBULANCE - WASHINGTON
Wilcox	MEDCARE EMERGENCY MEDICAL SERVICE, INC.
Winston	RPS - WINSTON

Providers by County for 2017

County	Population
Autauga	55,265
Baldwin	190,675
Barbour	27,232
Bibb	22,662
Blount	57,807
Bullock	10,605
Butler	20,384
Calhoun	117,253
Chambers	34,074
Cherokee	26,056
Chilton	43,800
Choctaw	13,585
Clarke	25,220
Clay	13,458
Cleburne	14,885
Coffee	51,276
Colbert	54,424
Conecuh	13,009
Coosa	11,000
Covington	37,856
Crenshaw	13,981
Cullman	80,409
Dale	50,348
Dallas	42,692
Dekalb	70,977
Elmore	80,417
Escambia	38,070
Etowah	103,298
Fayette	17,005
Franklin	31,687
Geneva	26,969
Greene	8,848
Hale	15,420
Henry	17,285
Houston	103,293
Jackson	53,048
Jefferson	658,327

County	Population
Lamar	14,265
Lauderdale	92,682
Lawrence	33,777
Lee	147,808
Limestone	87,384
Lowndes	10,846
Macon	20,383
Madison	342,762
Marengo	20,389
Marion	30,538
Marshall	94,413
Mobile	413,590
Monroe	22,629
Montgomery	229,293
Morgan	120,157
Perry	10,194
Pickens	19,331
Pike	33,113
Randolph	22,720
Russell	57,721
Shelby	200,983
St. Clair	85,167
Sumter	13,407
Talladega	81,666
Tallapoosa	41,157
Tuscaloosa	198,694
Walker	66,169
Washington	17,115
Wilcox	11,406
Winston	24,153
Total	4,816,512

Office of Emergency Medical Services Staff

Stephen Wilson, B.S., N.R.P. - Acting State EMS Director
William E. Crawford, M.D. – State EMS Medical Director
Stephanie Payne, B.S. – Director’s Assistant and Office Manager
Conyona Ware – Administrative Assistant

Acute Health Systems Staff

Alice B. Floyd, B.S.N., R.N., COHN-S – Acute Health Systems Program Manager
Verla Thomas, B.S.N., R.N. – Trauma Registry Coordinator

Compliance Staff

Jamie Gray, B.S., N.R.P. – Compliance Coordinator
Beverly Edwards, N.R.P. – Compliance Specialist
Bill Petrey, A.A.S., N.R.P. – Compliance Specialist

Education Staff

Christopher Hutto, M.B.A., N.R.P. – Education Coordinator/Regional Liaison
Kent Wilson, A.A.S., N.R.P. – Education Specialist

Licensure Staff

Vickie Turner, B.S., N.R.P. – Licensure Coordinator
Stephanie A. Smith – Licensure Assistant
Kembley Thomas – Licensure Assistant

EMS for Children Program Staff

Katherine Dixon Hert, B.S.B.A. – EMS for Children Program Manager
Kathy Law – Administrative Assistant

Epidemiology/Data Staff

Gary Varner, M.P.H., N.R.P. – Senior Epidemiologist
Augustine Amenyah, Ed.D, M.P.H. – Epidemiologist

Information Technology Staff

Chris Randolph – Information Technology Support
Lori McInerney – Information Technology Support