

UTILITY LIAISON DIRECTIONS TO  
THE ALABAMA DEPARTMENT OF  
PUBLIC HEALTH, OFFICE OF RADIATION  
CONTROL'S  
STATE RADIOLOGICAL MONITORING &  
ASSESSMENT CENTER  
IN PRATTVILLE, ALABAMA  
(ADPH ORC'S SRMAC @ PRATTVILLE)

Address:

ADPH Training Center & Administrative Annex  
208 legends Court  
Prattville, AL 36066

As it appears on Google Maps as of the creation of this document, **208 Legends Court, Prattville, AL** appears as below, with drawings to indicate a rough draft of the current configuration, and the ADPH Office of Radiation Control indicated in the building in red (ADPH TC&AA):




1. COMING FROM THE NORTH, turn left into the entrance of the Holiday Inn Express:



2. Upon entering, make an immediate right onto Legends Court (newly paved asphalt):



3. Go straight as you pass the ADPH Lab on your left. Veer left at the furthest end of this road:



4. After veering left, continue straight:



5. Continue past the lab/additional parking lot until you see another building. This is the ADPH Training Center and Administrative Annex:



6. Please park in the front row of park labeled “VISITOR” parking:



7. Once parked, approach the front entrance, and locate the doorbell on the right side of the building:



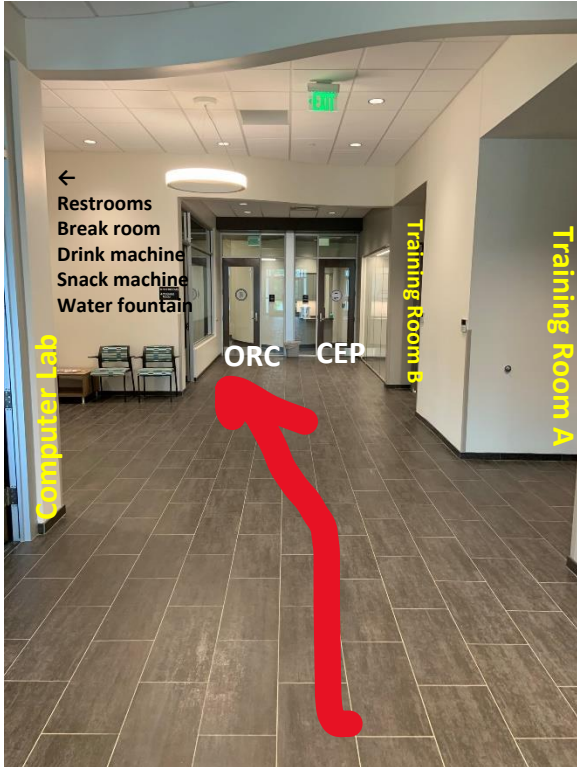
8. Use the directions posted to ring Radiation Control:



9. Once you speak with a receptionist giving you access, you will a “click” noise. Quickly open the first set of doors. Then open the second set of doors and proceed forward:





10. The ADPH Office of Radiation Control will be ahead on you on the left side (Suite C):



11. Please sign in, and let the receptionist know that you have arrived. If no one is at the desk, please ring the bell for service. You may then enter the office when you hear the door “click”:



12. Upon entering the office, please proceed to room 150 (SRMAC). If you have any questions, please feel free to ask anyone:



13. Finally, upon entry into SRMAC, please proceed to the station that is labeled “UTILITY.” Feel free to plug in your laptop at the base of the desk (near where your feet reside). You may also plug in the extra monitor via the HDMI cable that is provided. Thank you for your continued support of ADPH ORC~