

Office of Emergency Medical Services 2020 Annual Report



January 1, 2020 – December 31, 2020

State of Alabama Department of Public Health
Scott Harris, M.D., M.P.H., State Health Officer

Office of Emergency Medical Services
Jamie Gray, B.S., NRP, Director

Office of Emergency Medical Services
Gary Varner, M.P.H., NRP, Senior Epidemiologist

Office of Emergency Medical Services
Augustine M. Amenyah, Ed.D., M.P.H., Epidemiologist

Mission of the Alabama Office of Emergency Medical Services

OVERVIEW

The Department of Public Health Office of Emergency Medical Services (OEMS) is tasked with oversight of emergency medical services in Alabama. The OEMS is responsible for protecting the health, safety, and welfare of the public by assuring that emergency medical response agencies, training entities, and emergency medical services personnel meet or exceed established standards. The mission of the OEMS is to reduce preventable mortality and morbidity caused by trauma and other emergency medical conditions.

FORCE OF LAW

The Code of Alabama 1975, §22-18-1, set forth the authority of the OEMS to create rules and regulations. The legislation includes mandates for the State Emergency Medical Control Committee (SEMCC), and all regulatory processes (licensure, fees, compliance, operations, etc.) regulated by the OEMS.

ADMINISTRATIVE MISSION

The spectrum of tasks that the OEMS implements for the ADPH and Alabama, at large, includes but is not limited to:

- Facilitation of the prehospital component of the Alabama Incident Management System (AIMS), which allows the ADPH to monitor hospitals, nursing homes, and ambulance resources during times of disaster.
- Facilitation of the Emergency Medical Services (EMS) staffing of Medical Needs Shelters for the Center for Emergency Preparedness, during times of disaster.
- Facilitation and administration of Alabama's electronic patient care reporting (ePCR) entreated by the federal government via the National Emergency Medical Services Information System (NEMSIS). The OEMS provides free software to facilitate licensed EMS provider data reporting. The software, Recording of Emergency Medical Services Calls and Urgent-care Environment (RESCUE), is compliant with the NEMSIS Version 3 platform for national EMS reporting. Otherwise, third-party software vendors are supplied upon request with the Alabama NEMSIS Version 3 schematron to enable their Alabama EMS provider service clients' ePCR process. Data uploaded by EMS provider services is retained in the Alabama NEMSIS repository and further uploaded to the national NEMSIS repository.

- Facilitation and administration of Alabama’s prehospital EMS provision; including standards, licensure, and compliance oversight for individuals, services, businesses, and departments engaged in provision of emergency medical care and/or transport of the sick and injured; oversight and guidance for universities, colleges, and schools engaged in EMS training; and the responsibility for quality assurance and quality improvement processes for Alabama EMS provider services through periodic inspection of deployed EMS vehicles and equipment and, for individuals and service providers, through definitive complaint investigation and adjudication.
- Facilitation and administration of Alabama’s arrangement with the National Registry of Emergency Medical Technicians (NREMT) to oversee and guarantee integrity of the National Registry of EMTs examination process. National Registry certification is a prerequisite for licensure at the level of that certification in Alabama.
- Facilitation and administration of Alabama’s Acute Health Systems (AHS) which includes the Alabama Trauma System (ATS) and the Alabama Statewide Stroke System, as well as the Alabama Trauma Registry (ATR), which also closely monitors head and spinal cord injuries. The AHS are also currently developing to include data reporting and management of cardiac data, especially myocardial infarction pathologies. That component of the AHS (the Alabama ST-Elevation Myocardial Infarction, or STEMI system) is now online. Much of the data collection and management for AHS is facilitated through the University of Alabama at Birmingham. In all aspects of the AHS, the OEMS coordinates with area hospitals to facilitate uniform data recording of provided care to enable data follow-up of patients from the prehospital phase until well into the specialty hospital care process.
- Facilitation and administration of the Alabama EMS Regional Agencies. Alabama counties are assigned to one of six EMS Regions that are tasked by the OEMS with: providing an initial point of contact for EMS issues or concerns, organizing meetings, and providing effective communication between local communities and the OEMS, assisting constituent EMS personnel with rules compliance, providing local ongoing credentialing, and functioning as a clearing house for EMS education activities. Each regional agency also assists with coordination and implementation of the AHS components.
- Facilitation and administration of the federally funded Emergency Medical Services for Children (EMSC) Program. The purpose of the EMSC is to prevent and reduce child, youth, and adolescent disability and death resulting from severe illness and injury. To accomplish its goal, the program provides education for prehospital providers and ensures that the

American Academy of Pediatrics/American College of Emergency Physicians (AAP/ACEP) guideline compliant equipment is available on prehospital emergency vehicles that transport children.

- Provision of EMS data management and analysis for the purposes of quality assurance and improvement, compliance investigations, public health investigations of illness and injury, and research to drive the development of EMS efficacy in Alabama.

Purpose and Methods

PURPOSE

The purpose of this report is to present to our stakeholders a systematic overview of EMS calls occurring in Alabama in 2020. Data for this report was synthesized from the RESCUE database developed by the Center for Public Safety of the University of Alabama in Tuscaloosa based on NEMSIS V2 data standards.

METHODOLOGY

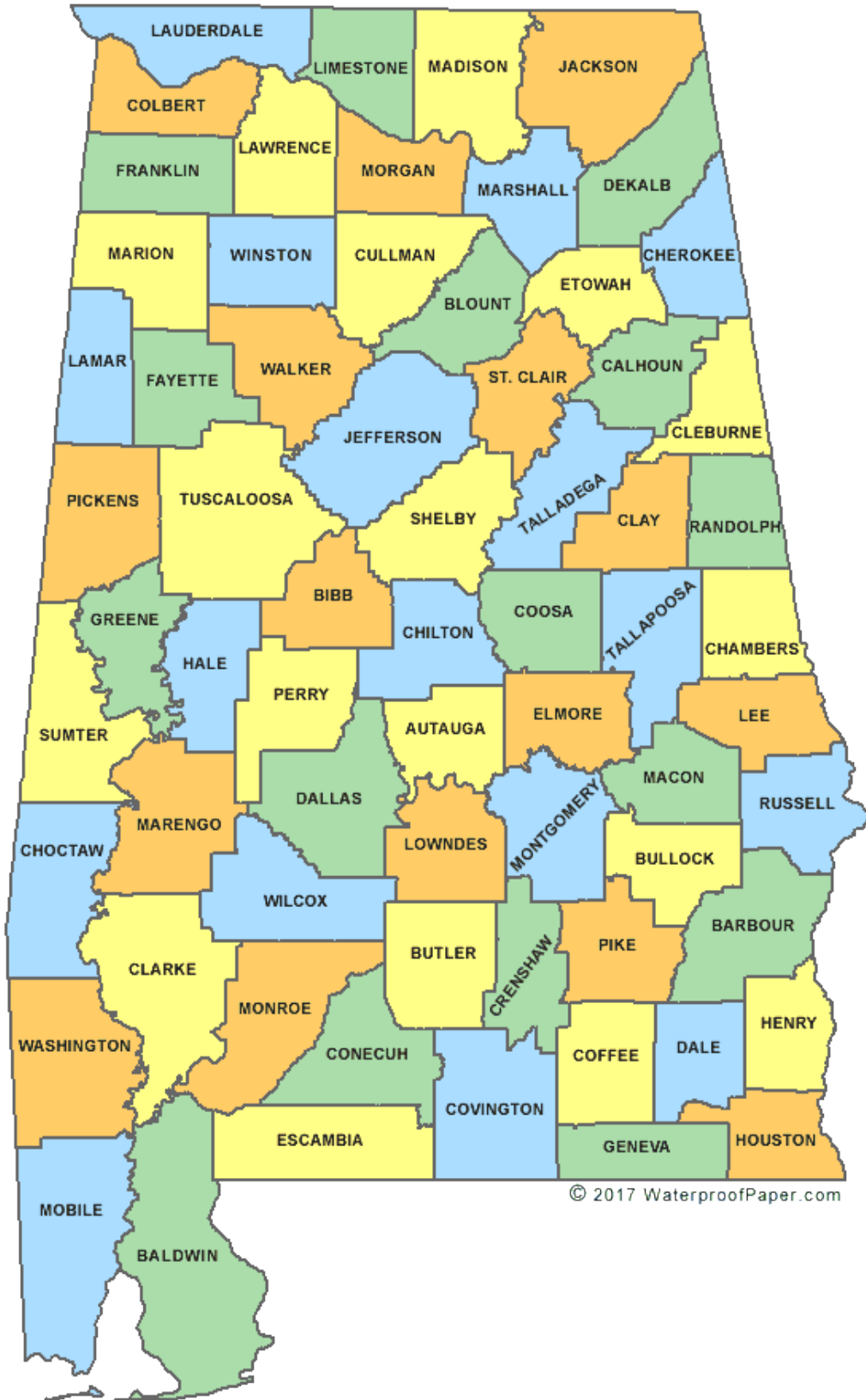
RESCUE captures prehospital care through both required and optional reporting elements and data are validated to meet (NEMSIS-3) standards. RESCUE captures agency information, patient demographics, response times, incident location, prehospital treatment, EMS transport, insurance, and patient disposition.

A total of 857,074 EMS runs were submitted to RESCUE from January 1, 2020, to December 31, 2020, as of July 1, 2021. The OEMS used the 2020 U.S. Census Bureau, Vintage 2021 Population Estimates www.census.gov/programs-surveys/popest.html figures to calculate EMS runs per 10,000 Alabama residents.

DISCLAIMER

Calculations were done using Microsoft Excel 2016.

Map of Alabama 67 Counties



© 2017 WaterproofPaper.com

Alabama County Population by Rank

Rank	County	Population	Rank	County	Population
1	Jefferson	656,861	35	Pike	32,858
2	Mobile	411,814	36	Chambers	32,562
3	Madison	384,719	37	Franklin	31,490
4	Baldwin	233,992	38	Marion	29,627
5	Montgomery	226,450	39	Cherokee	26,560
6	Shelby	221,940	40	Geneva	26,201
7	Tuscaloosa	211,427	41	Barbour	24,314
8	Lee	166,314	42	Winston	23,501
9	Morgan	120,631	43	Clarke	23,030
10	Calhoun	112,153	44	Randolph	22,712
11	Houston	108,106	45	Bibb	22,448
12	Limestone	104,391	46	Monroe	20,075
13	Etowah	101,582	47	Pickens	19,830
14	Marshall	97,982	48	Butler	19,082
15	Lauderdale	92,979	49	Marengo	18,477
16	St. Clair	91,228	50	Macon	17,562
17	Cullman	84,468	51	Henry	17,269
18	Elmore	81,605	52	Washington	16,174
19	Talladega	79,660	53	Fayette	16,016
20	DeKalb	71,725	54	Cleburne	14,710
21	Walker	63,225	55	Hale	14,455
22	Russell	58,315	56	Crenshaw	13,666
23	Blount	57,936	57	Lamar	13,651
24	Autauga	56,541	58	Clay	13,117
25	Colbert	55,715	59	Choctaw	12,101
26	Coffee	53,126	60	Sumter	12,013
27	Jackson	51,636	61	Conecuh	11,617
28	Dale	49,230	62	Coosa	10,703
29	Chilton	44,958	63	Bullock	9,955
30	Tallapoosa	40,031	64	Wilcox	9,921
31	Covington	37,241	65	Lowndes	9,230
32	Escambia	36,851	66	Perry	8,629
33	Dallas	35,000	67	Greene	7,915
34	Lawrence	32,890			

2020 Alabama EMS Annual Report
Type of Service Requested (Chart 1)
01/01/2010 – 12/31/2020

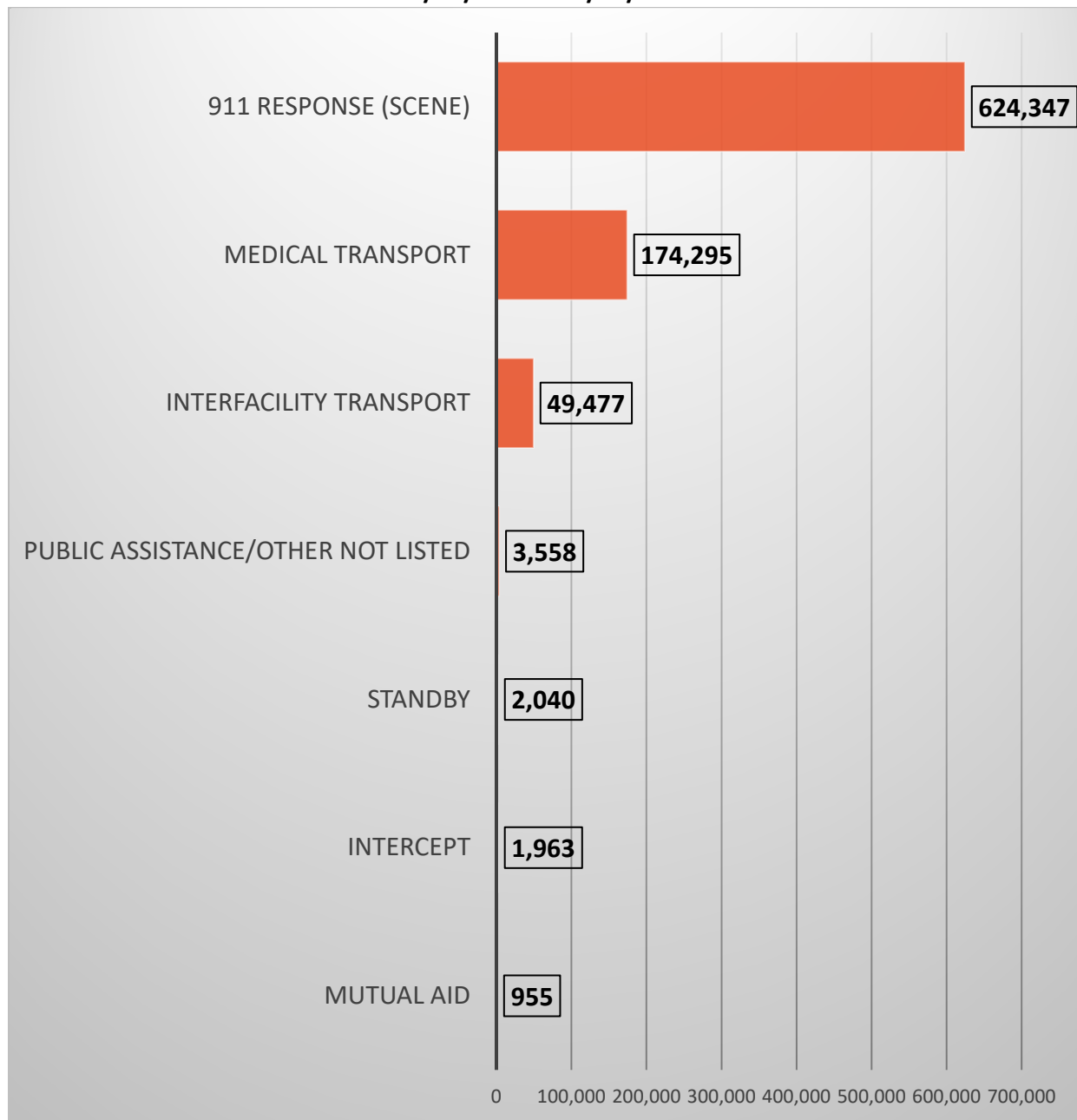


Chart 1 shows a breakdown of type of service requested. The predominant was 911 response to scene at 73 percent (n=624,347).

**2020 Alabama EMS Annual Report
Chief Complaint Anatomic Location (Chart 2)
01/01/2010 – 12/31/2020**

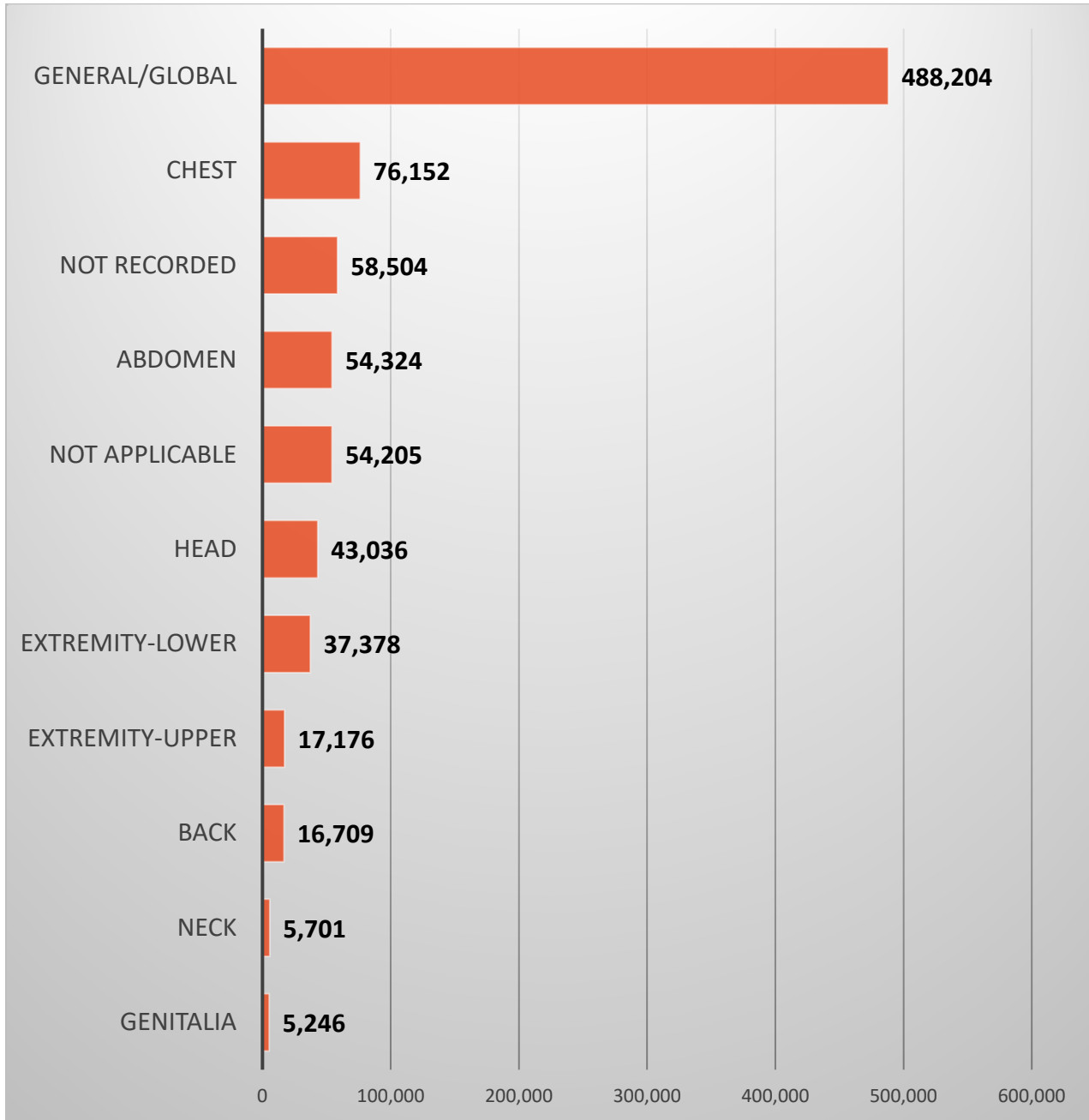


Chart 2 shows chief complaint anatomic locations. The predominant was general/global anatomic location complaints at 57 percent (n=488,204).

**2020 Alabama EMS Annual Report
Call Volume by EMS Region (Chart 3)
01/01/2010 – 12/31/2020**

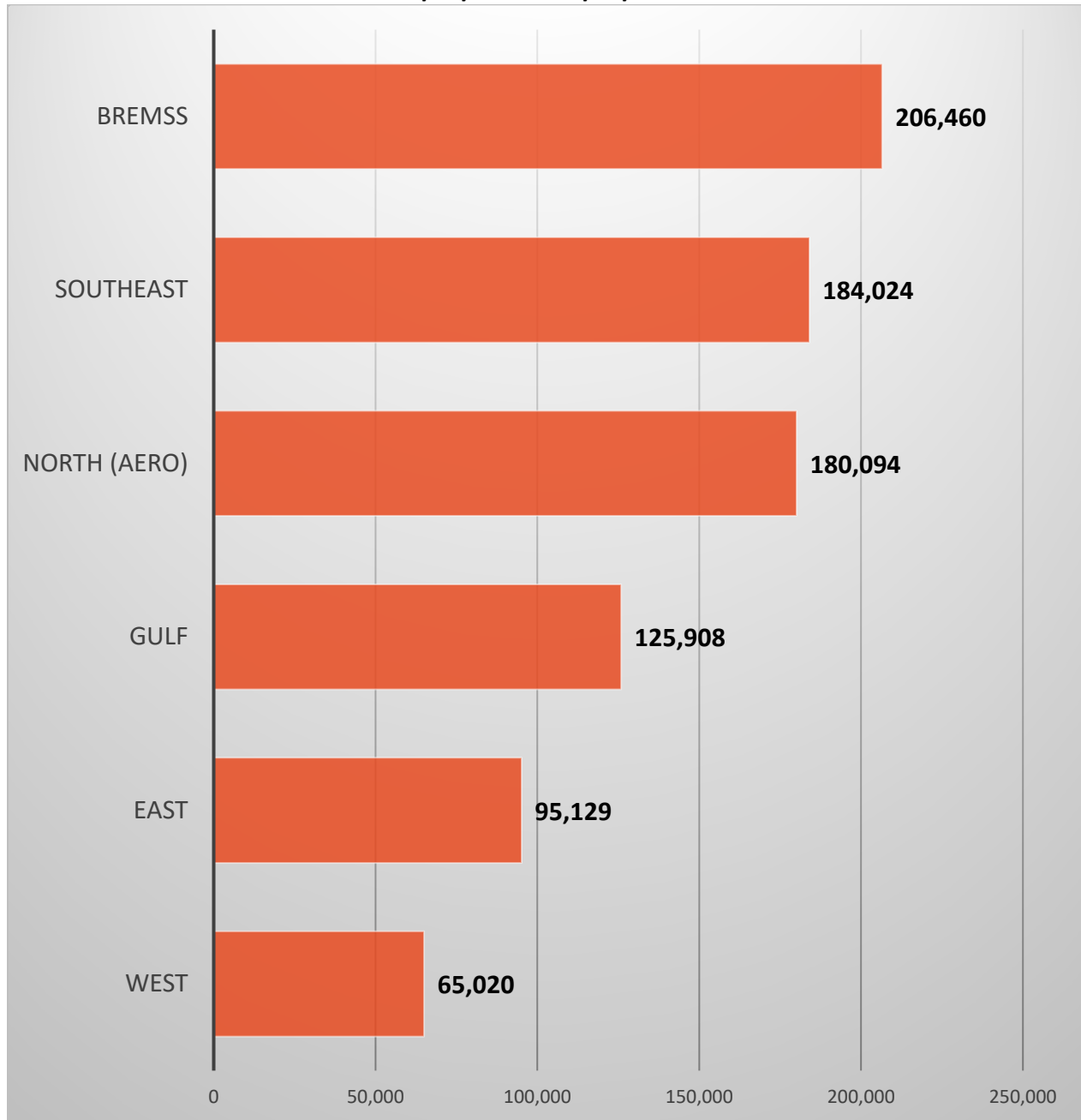


Chart 3 shows call volume by EMS Regions. The predominant was 24 percent (n=206,460) in BREMSS.

**2020 Alabama EMS Annual Report
CMS Service Level (Chart 4)
01/01/2010 – 12/31/2020**

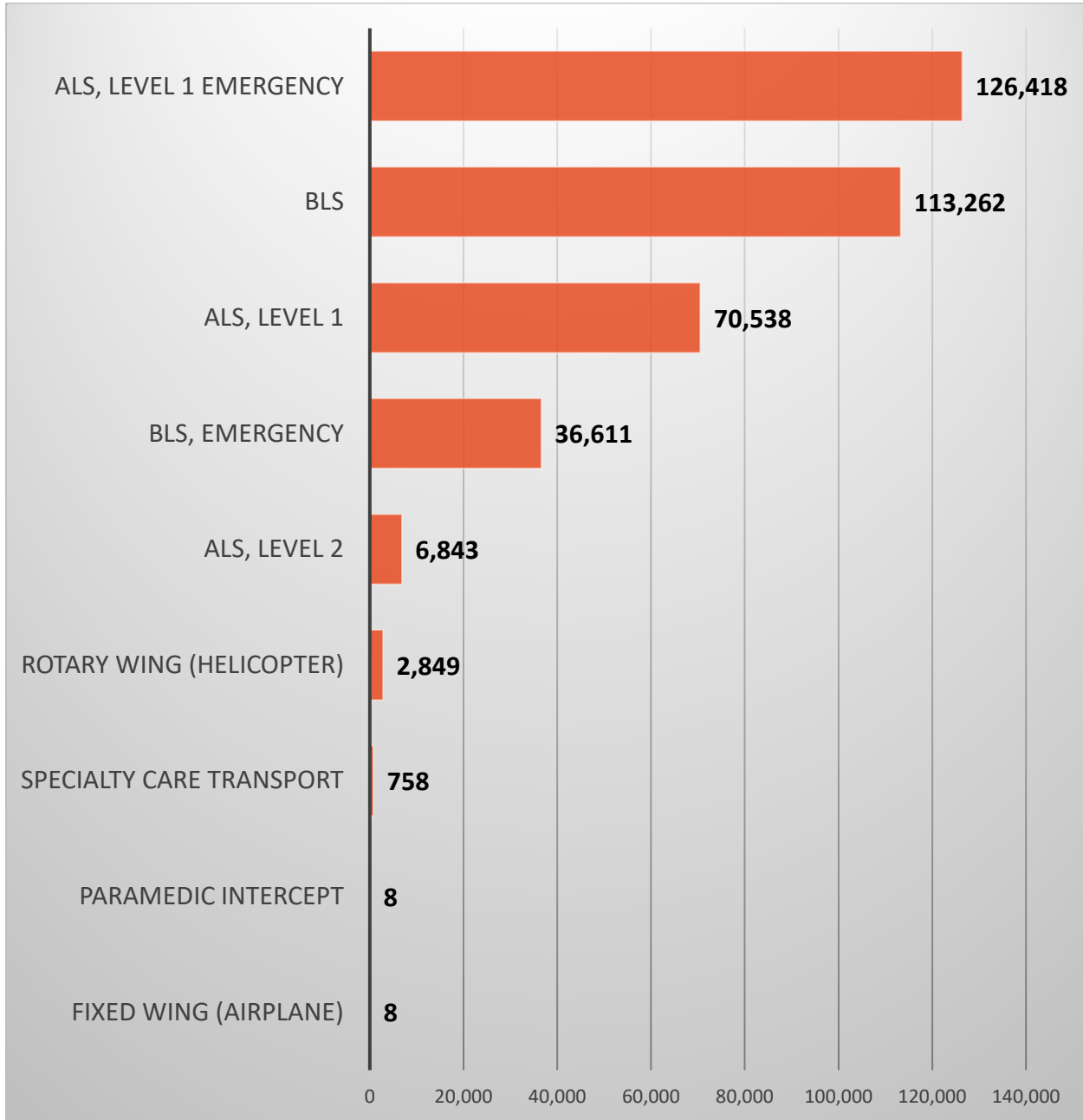


Chart 4 shows CMS service levels. The predominant was ALS, Level 1 Emergency at 35 percent (n=126,418).

**2020 Alabama EMS Annual Report
EMS Transport Method (Chart 5)
01/01/2010 – 12/31/2020**

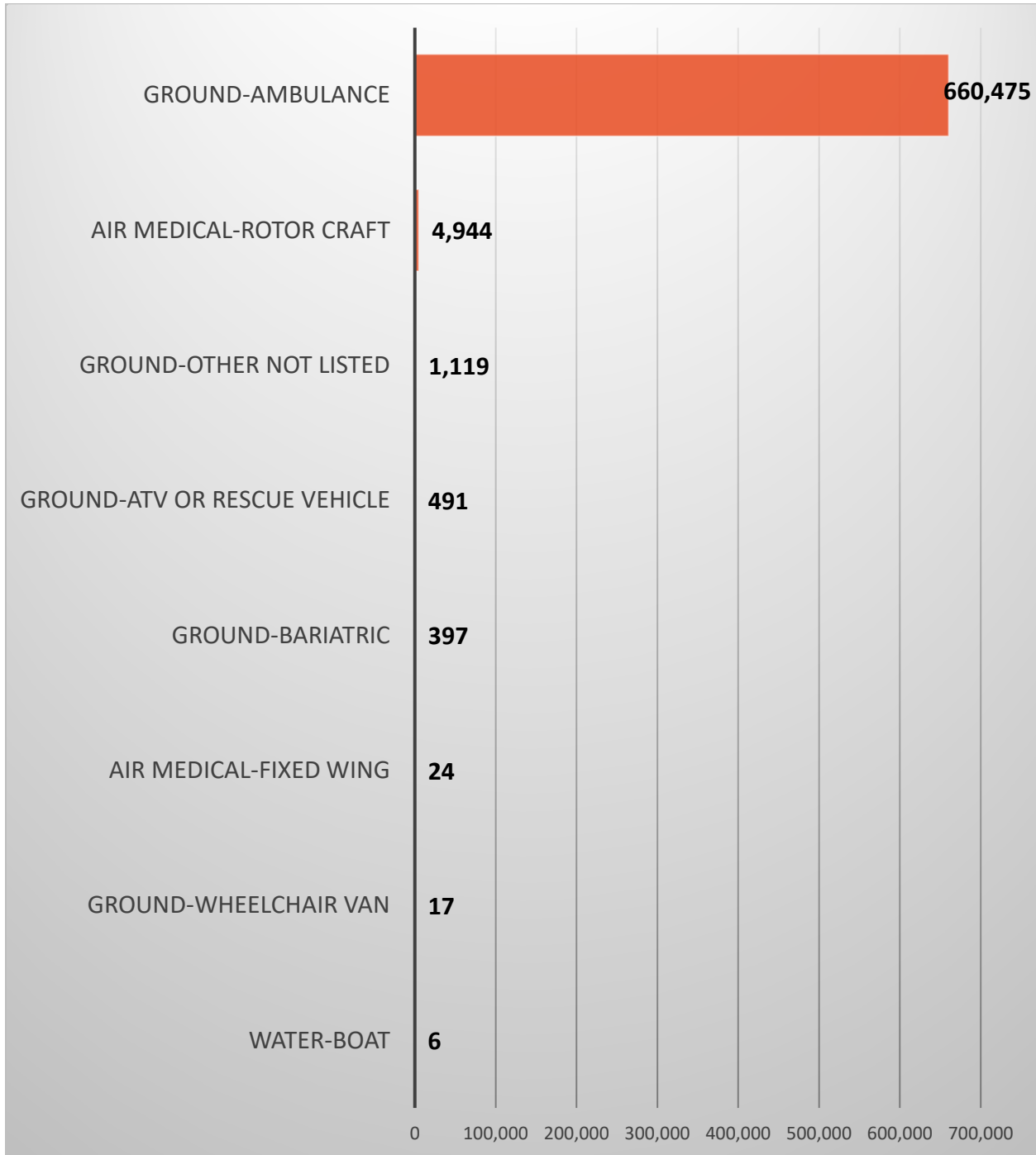


Chart 5 shows transport methods. The predominant method was ground ambulance at 99 percent (n=660,475).

2020 Alabama EMS Annual Report
EMS Transport Mode to Scene (Chart 6)
01/01/2020 - 12/31/2020

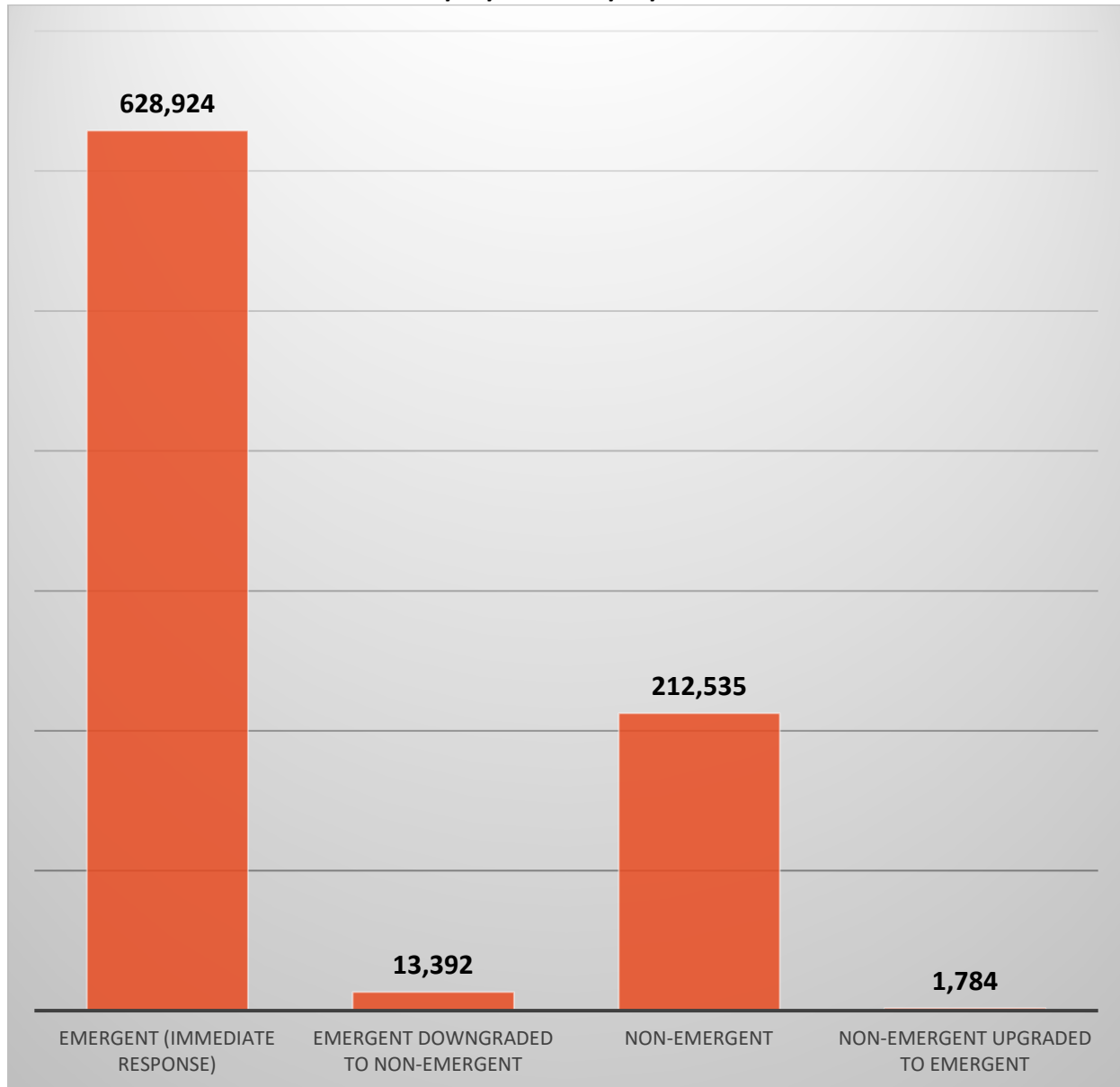


Chart 6 shows transport mode to scene. The predominant mode was Emergent (Immediate Response) at 73 percent (n=628,924).

2020 Alabama EMS Annual Report
EMS Transport Method Mode from Scene (Chart 7)
01/01/2020 - 12/31/2020

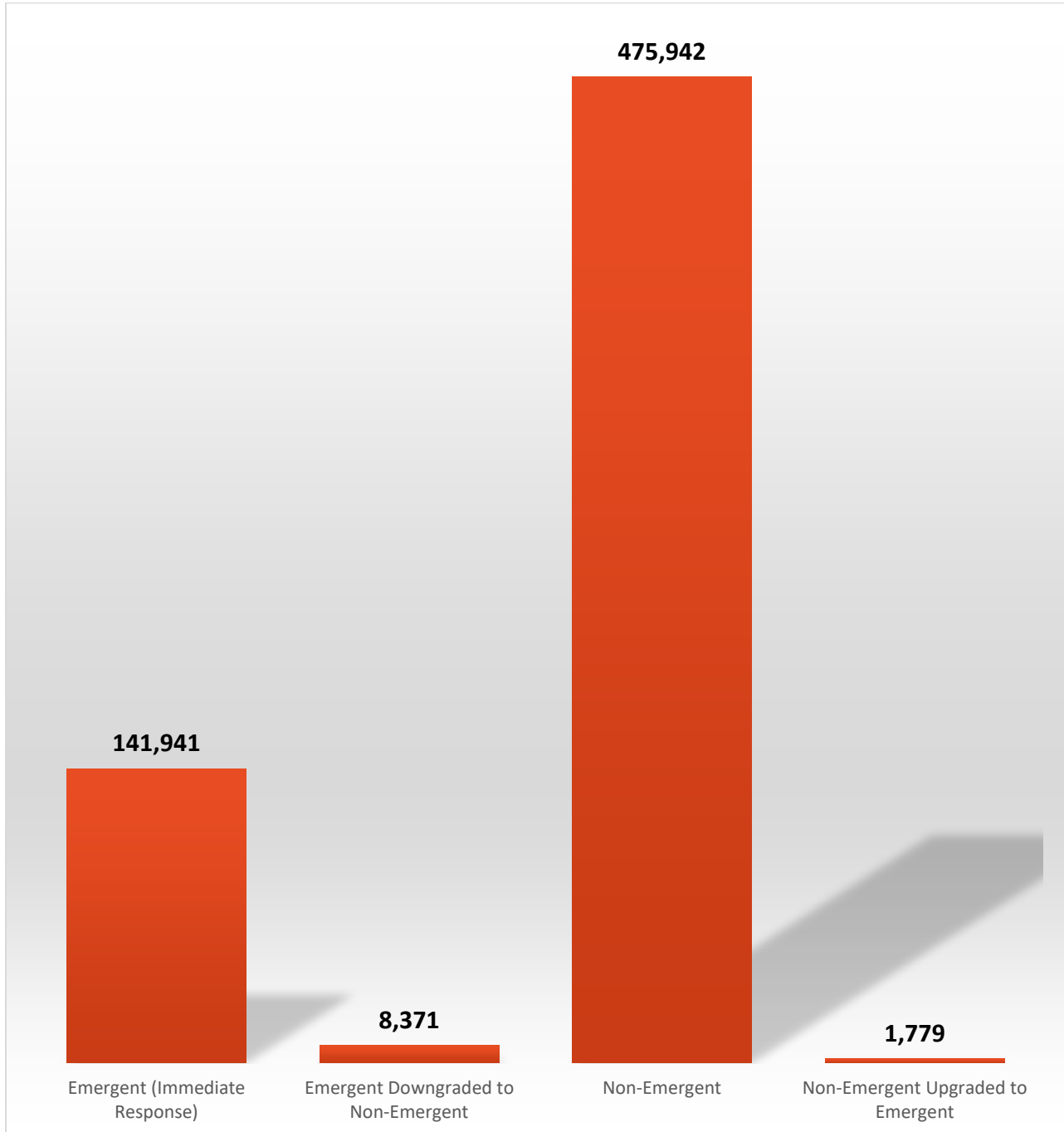


Chart 7 shows transport mode from scene. The predominant was non-emergent from the scene at 76 percent (n=475,942).

**2020 Alabama EMS Annual Report
EMS Transport Destination State (Chart 8)
01/01/2020 - 12/31/2020**

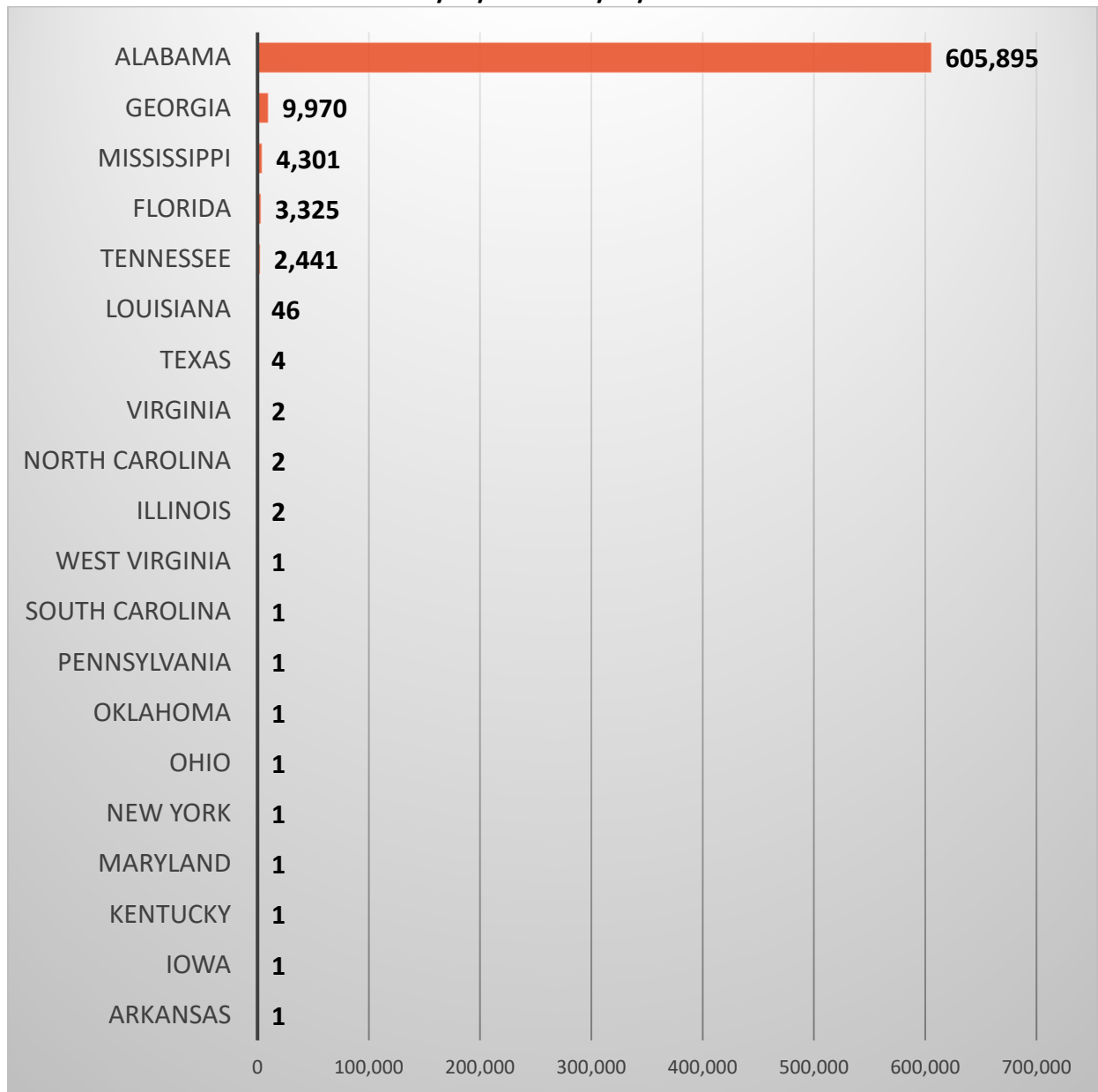


Chart 8 shows transport destination states. The predominant was Alabama with 605,895 transports.

**2020 Alabama EMS Annual Report
Patients Gender Category (Chart 9)
01/01/2020 - 12/31/2020**

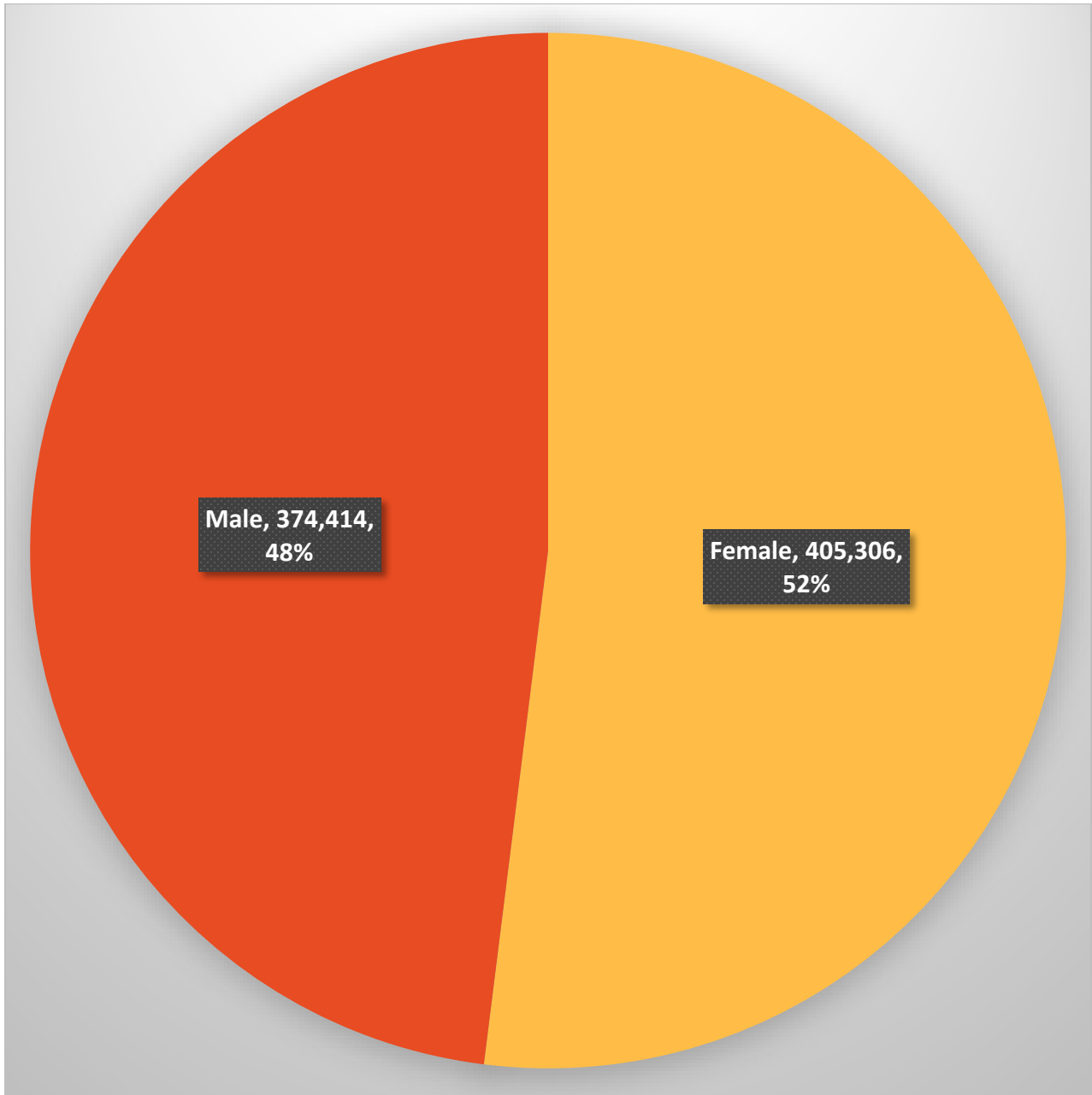


Chart 9 shows gender distribution of patients. EMS provided care to 52 percent females (n=405,306) and 48 percent males (n=374,414).

2020 Alabama EMS Annual Report
EMS Patients by Age Group (Chart 10)
01/01/2020 - 12/31/2020

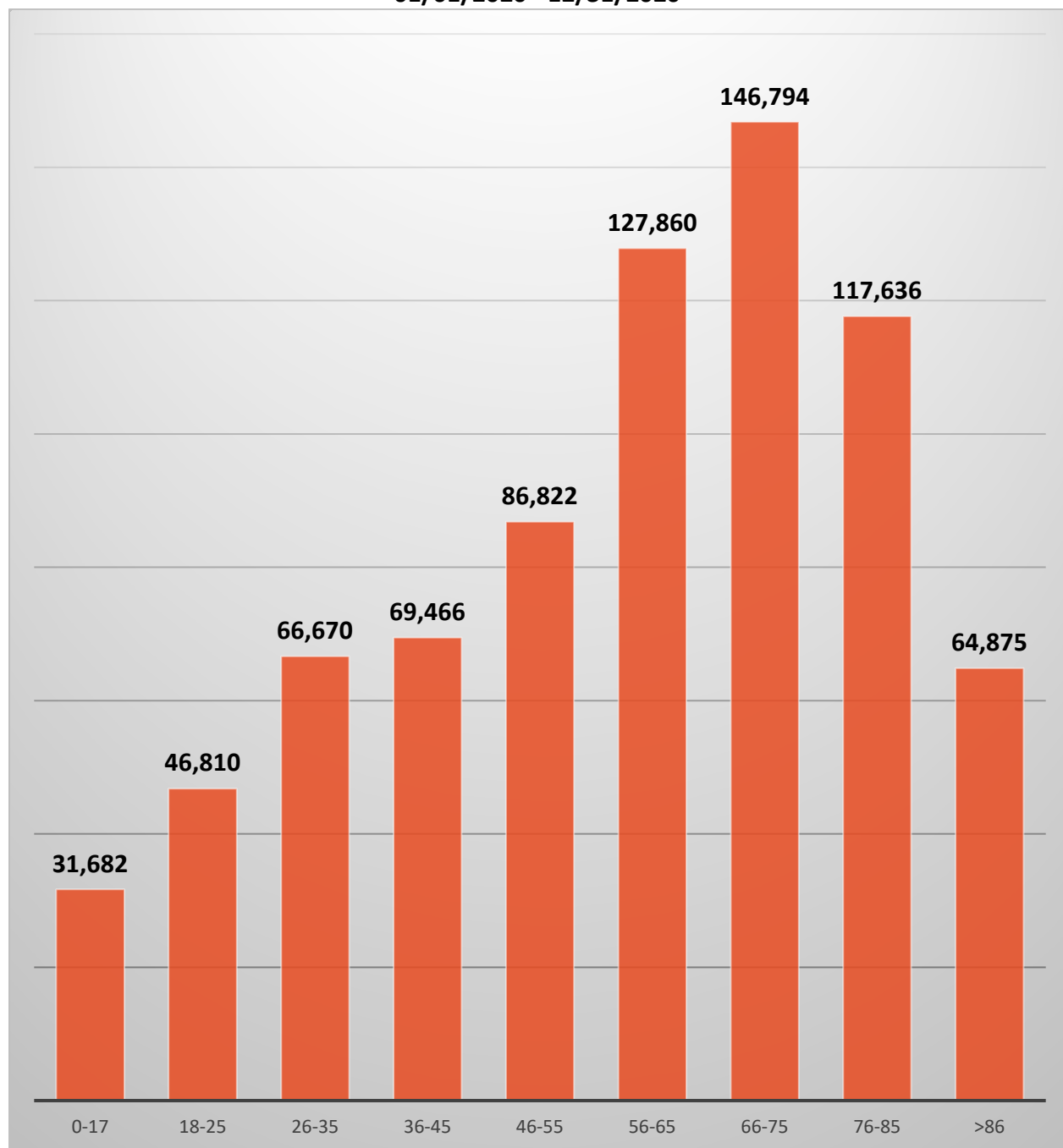


Chart 10 shows patients by age groups. The predominant was 19 percent (n=146,794) for age group (66 -75).

**2020 Alabama EMS Annual Report
EMS Patients by Race (Chart 11)
01/01/2020 - 12/31/2020**

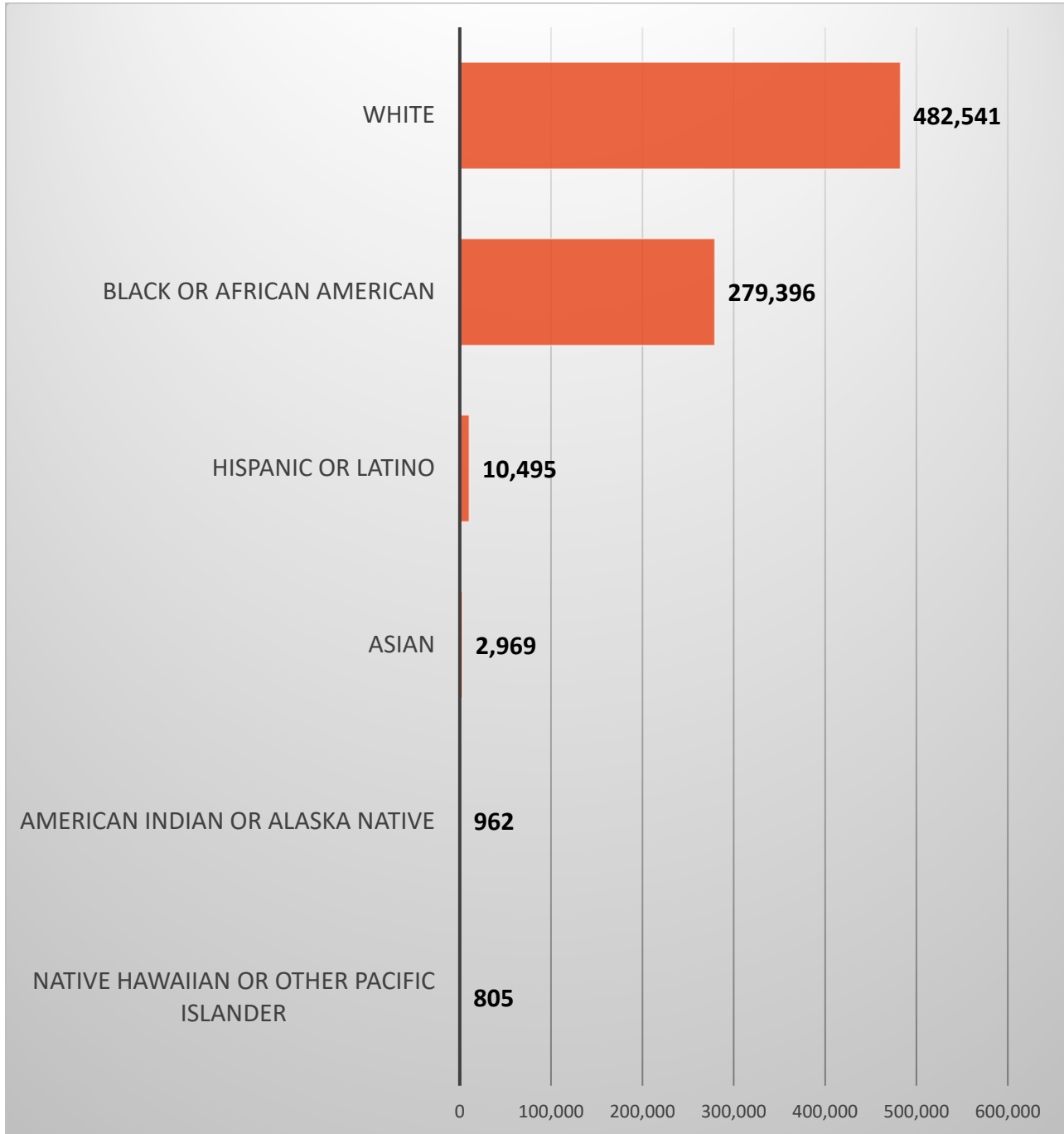


Chart 11 shows the racial categories of EMS patients. Whites were the predominant group at 62 percent (n=482,541).

2020 Alabama EMS Annual Report
EMS Patients by Age and Gender (Chart 12)
01/01/2020 - 12/31/2020

Age	Female	Male	Female Percent	Male Percent
0-17	15,649	15,977	4%	4%
18-25	24,861	21,874	6%	6%
26-35	32,557	34,027	8%	9%
36-45	33,882	35,509	9%	10%
46-55	40,692	46,056	10%	13%
56-65	59,569	68,146	15%	19%
66-75	75,273	71,361	19%	20%
76-85	68,374	49,149	17%	14%
>85	43,044	21,647	11%	6%
Total	393,901	363,746	100%	100%

Chart 12 shows age and gender distribution of patients with respective counts and percentages.
 NOTE: Calculations were done using Excel (2016).

**2020 Alabama EMS Annual Report
 Top 10 Provider's Primary Impressions (Chart 13)
 01/01/2020 - 12/31/2020**

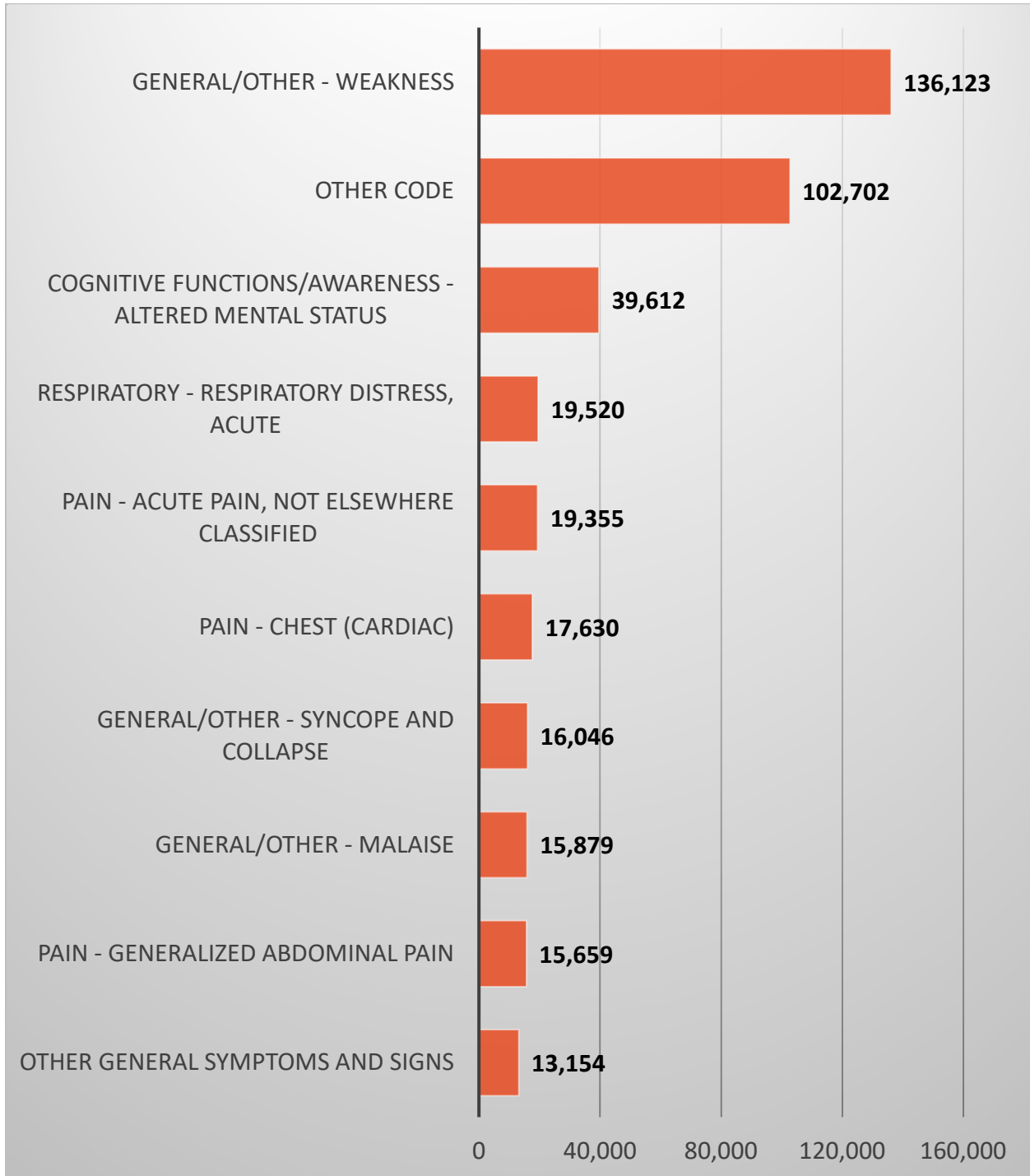


Chart 13 shows the top 10 provider's primary impressions. At 34 percent (n=136,123), general/other - weakness was the predominant impression.

**2020 Alabama EMS Annual Report
Cardiac Arrests by Regions (Chart 14)
01/01/2020 - 12/31/2020**

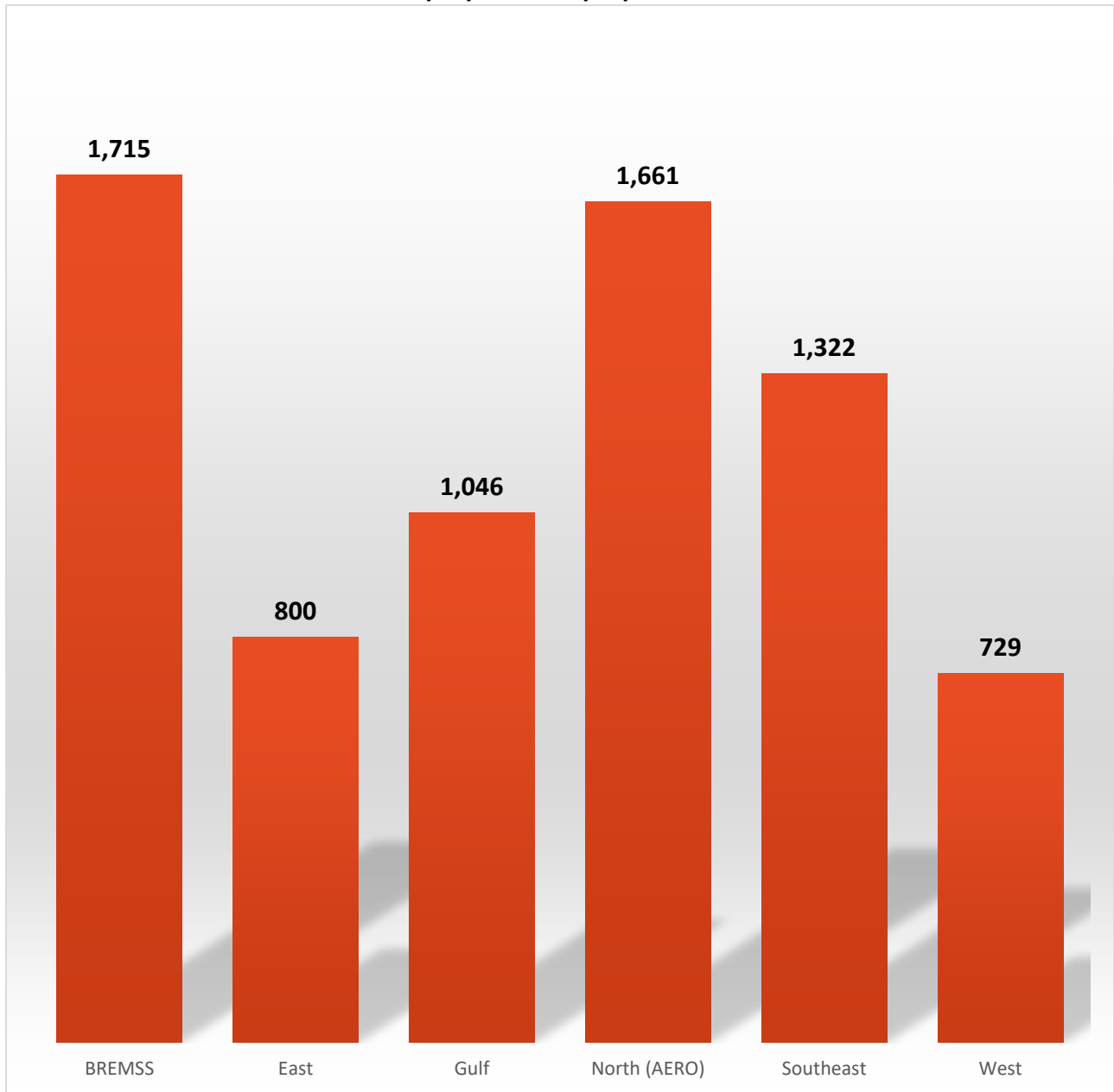


Chart 14 shows cardiac arrest calls reported by EMS regions. The predominant was 24 percent (n=1,715) in BREMSS region.

2020 Alabama EMS Annual Report
Top 10 Cardiac Arrests by County (Chart 15)
01/01/2020 - 12/31/2020

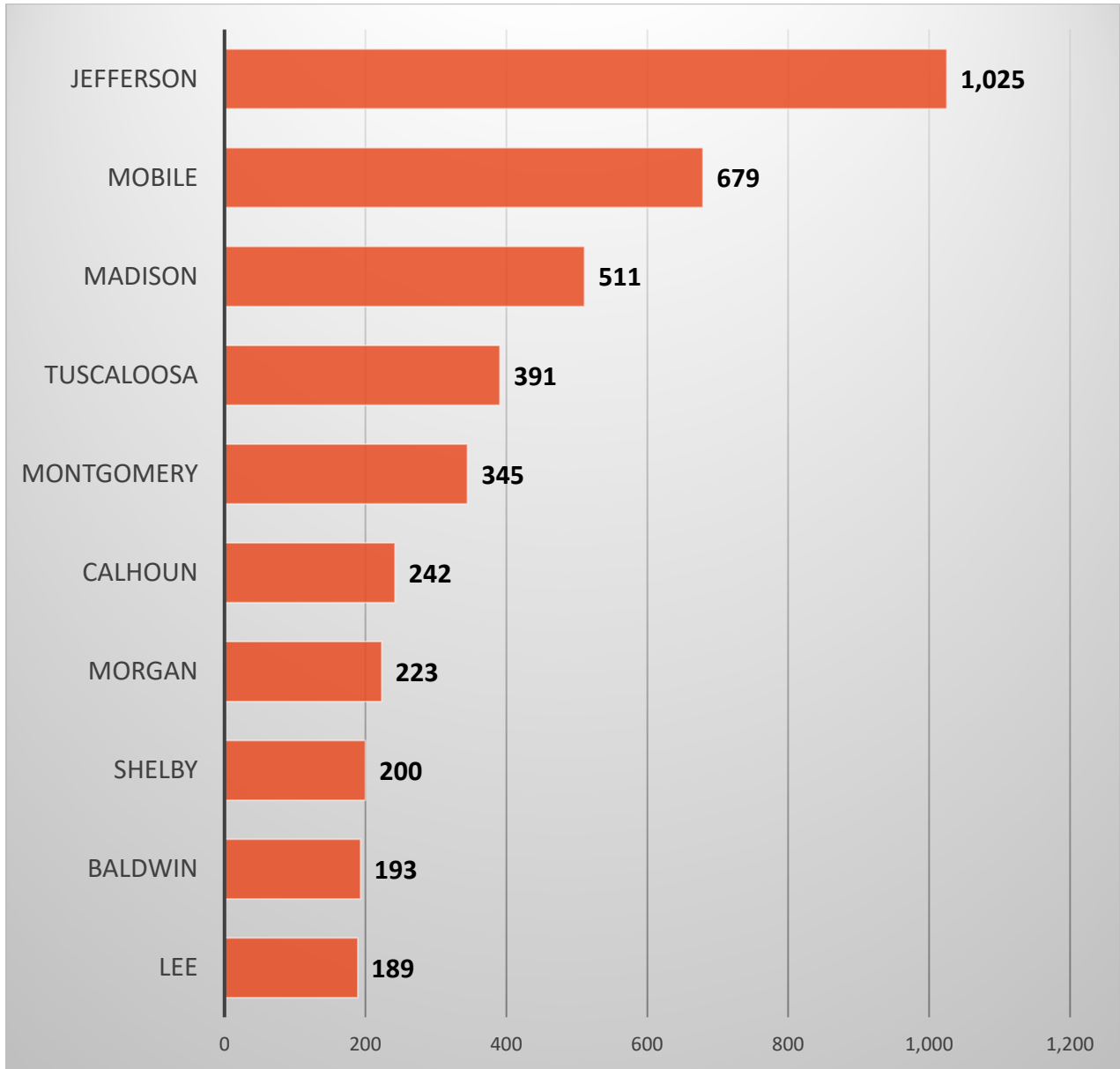


Chart 15 shows top 10 cardiac arrest calls by county. The predominant cases were recorded in Jefferson County at 26 percent (n=1,025).

**2020 Alabama EMS Annual Report
Naloxone Administration by Gender (Chart 16)
01/01/2020 - 12/31/2020**

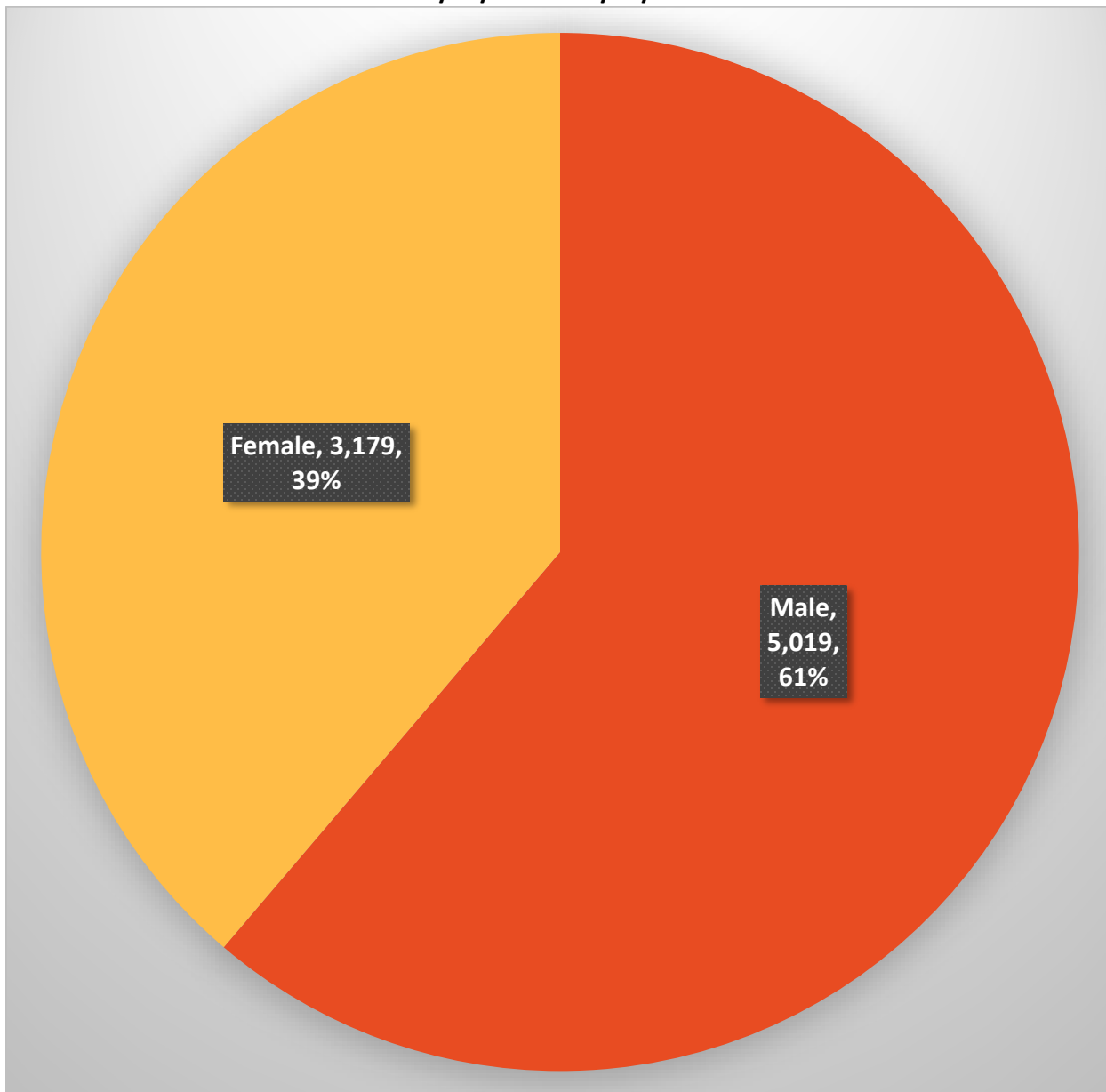


Chart 16 shows naloxone administration by gender. The predominant was given to males at 61 percent (n=5,019).

**2020 Alabama EMS Annual Report
Naloxone Administration by Regions (Chart 17)
01/01/2020 - 12/31/2020**

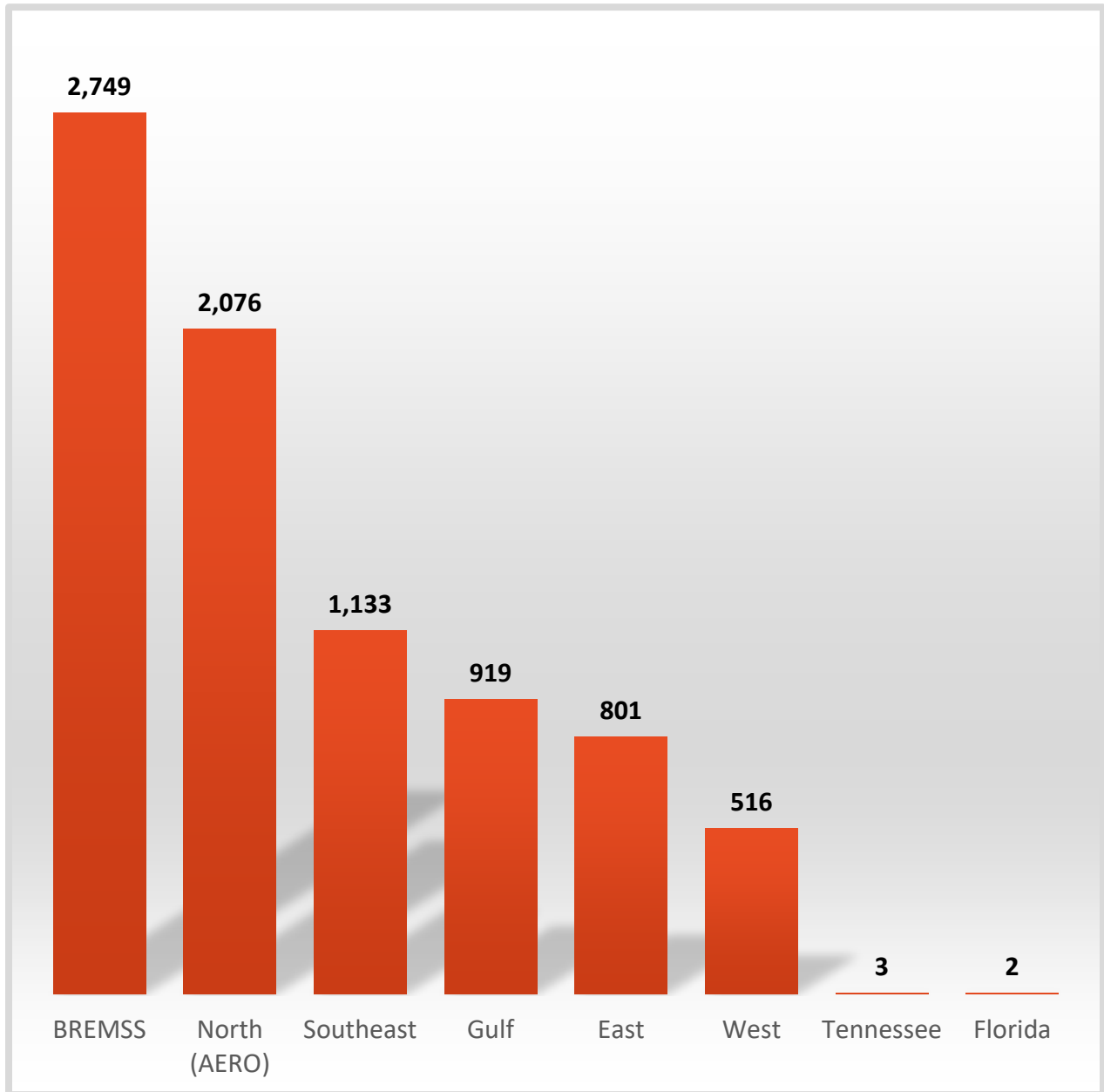


Chart 17 shows naloxone administration by EMS regions. The predominant was given in the BREMSS region at 34 percent (n=2,749).

**2020 Alabama EMS Annual Report
Top 10 Medications Given (Chart 18)
01/01/2020 - 12/31/2020**

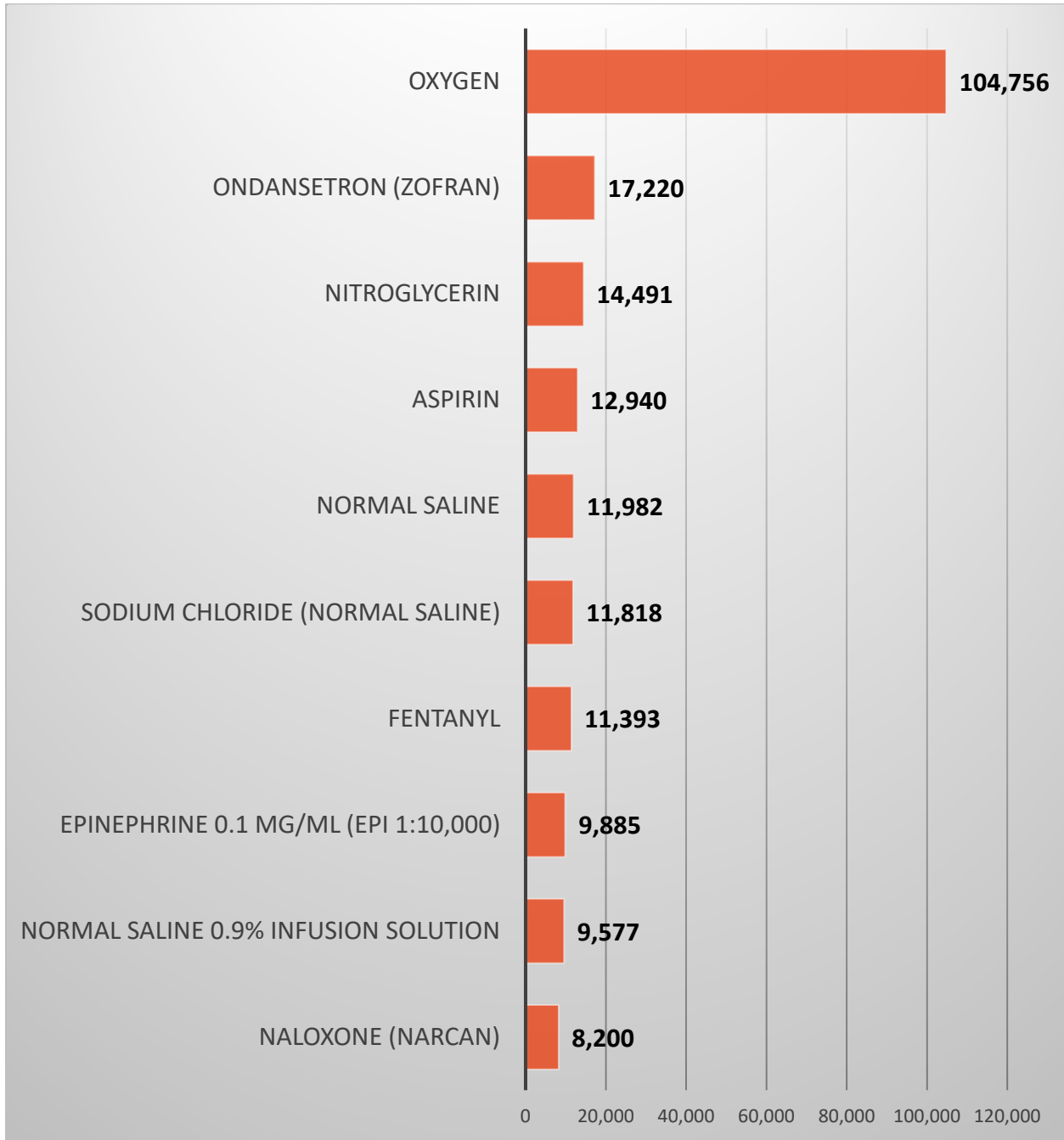


Chart 18 presents a breakdown of the top 10 medications given by Alabama EMS. The predominant was oxygen, reported at 49 percent (n=104,756).

**2020 Alabama EMS Annual Report
Top 10 Causes of Injury (Chart 19)
01/01/2020 - 12/31/2020**

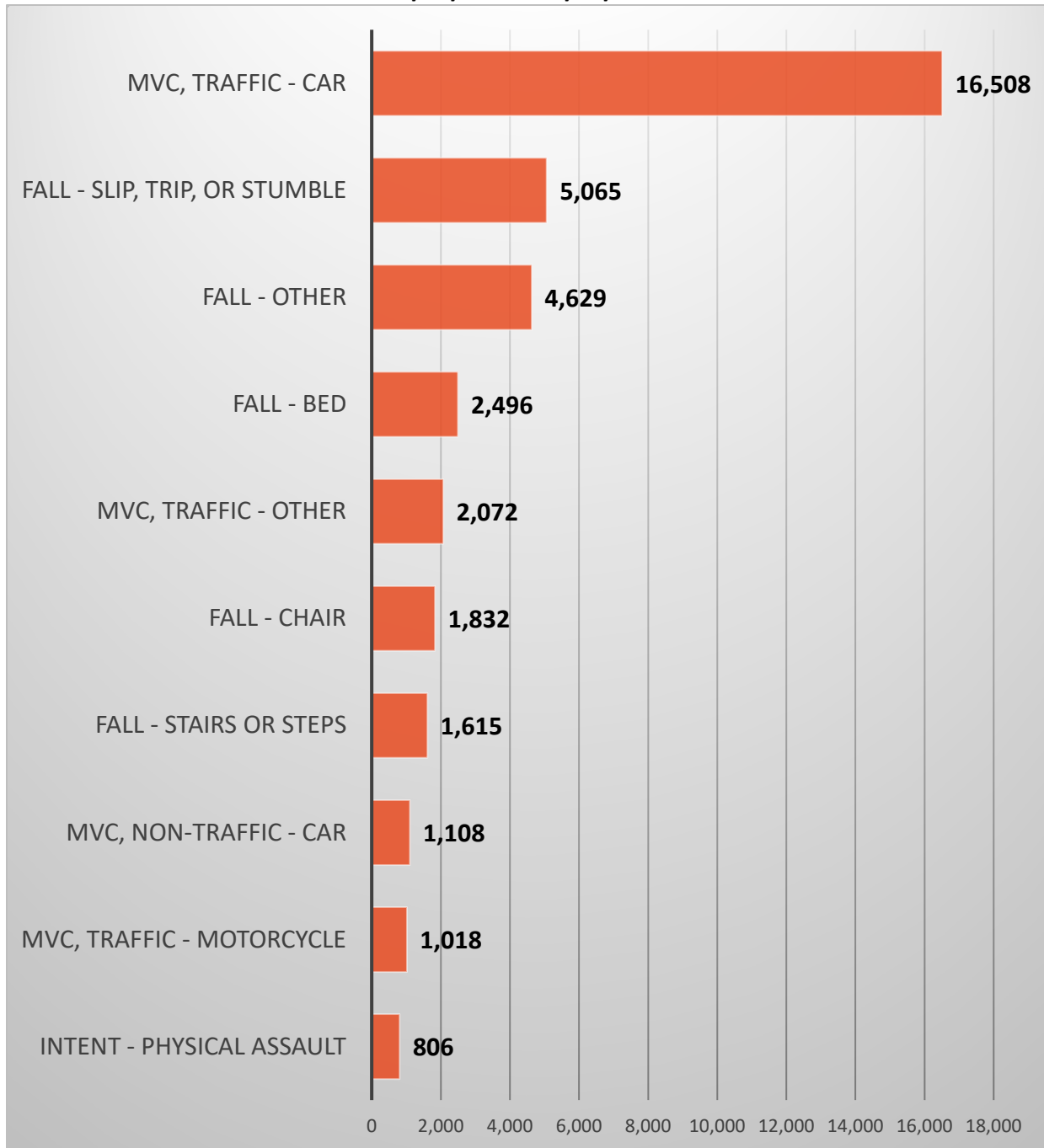


Chart 19 shows top 10 causes of injuries. The predominant was MVC, traffic-car accidents at 44 percent (n=16, 508).

2020 Alabama EMS Annual Report
Mechanism of Injury (Chart 20)
01/01/2020 - 12/31/2020

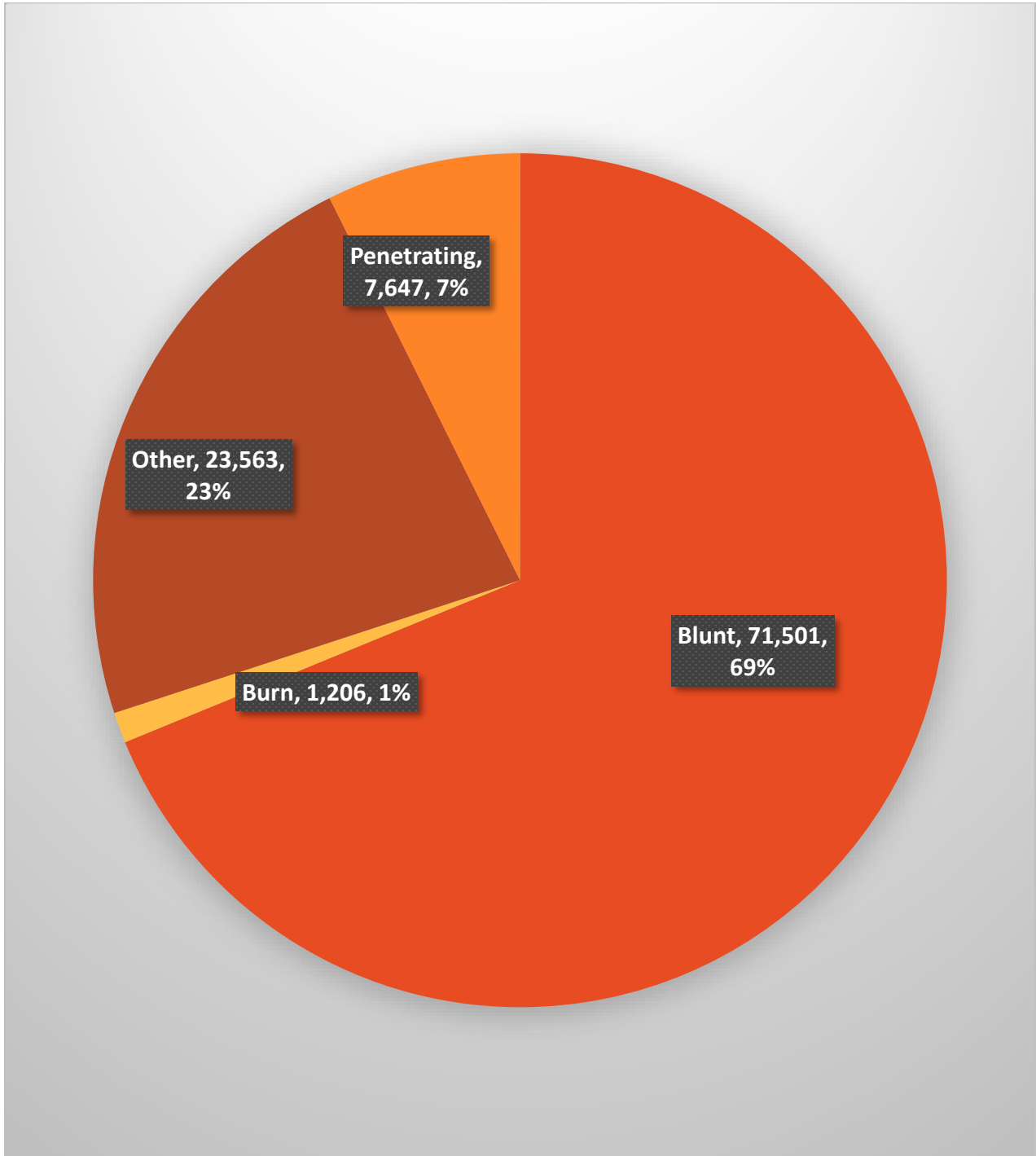


Chart 20 shows the mechanisms of injuries of EMS patients. The predominant was blunt force trauma at 69 percent (n=71,501).

2020 Alabama EMS Annual Report
Top 10 Procedures Performed (Chart 21)
01/01/2020 - 12/31/2020

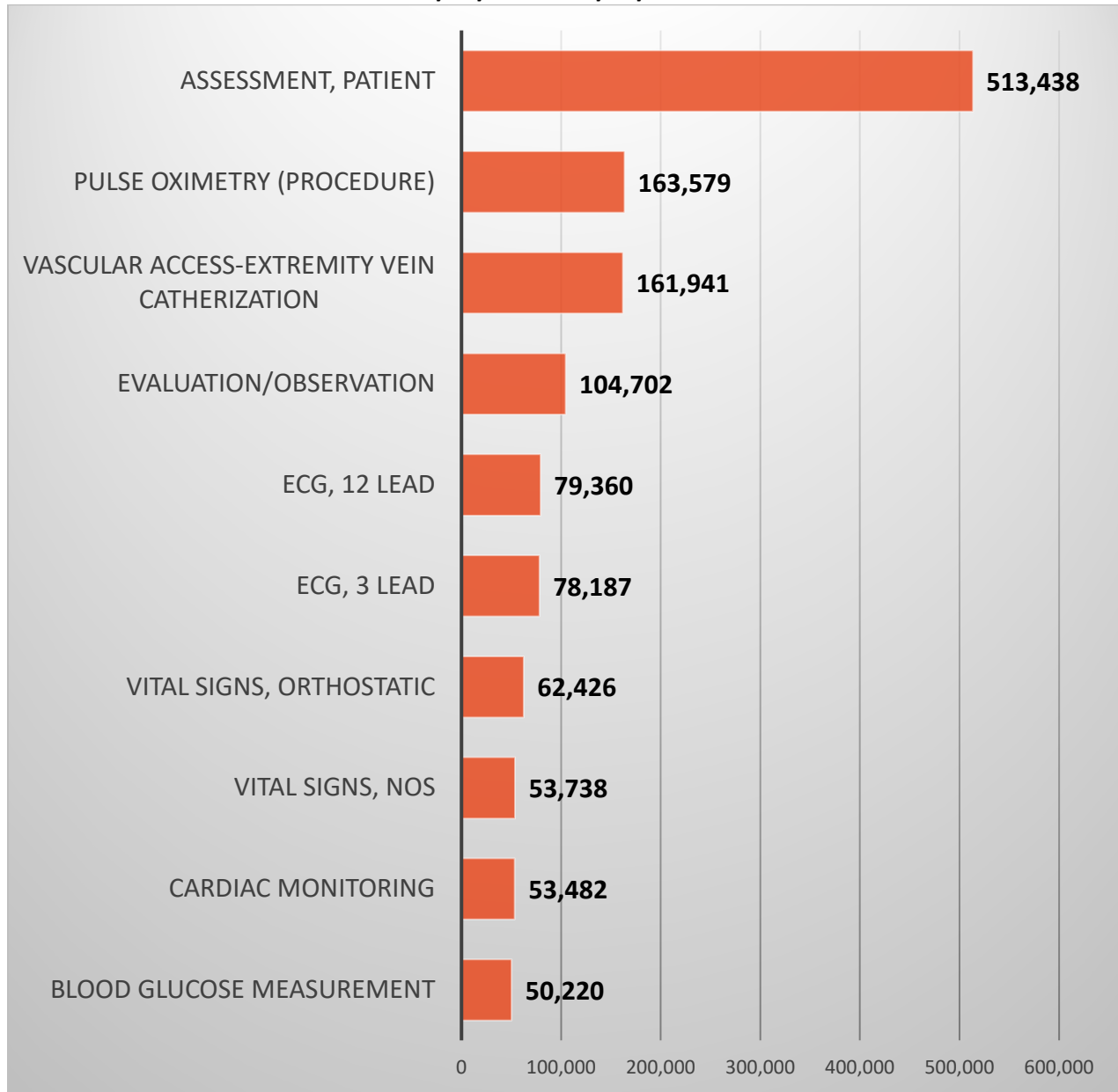


Chart 21 shows the breakdown of the top 10 procedures performed. Patient assessment was the predominant at 39 percent (n=513,438).

2020 Alabama EMS Annual Report
Vital Signs Taken (Chart 22)
01/01/2020 - 12/31/2020

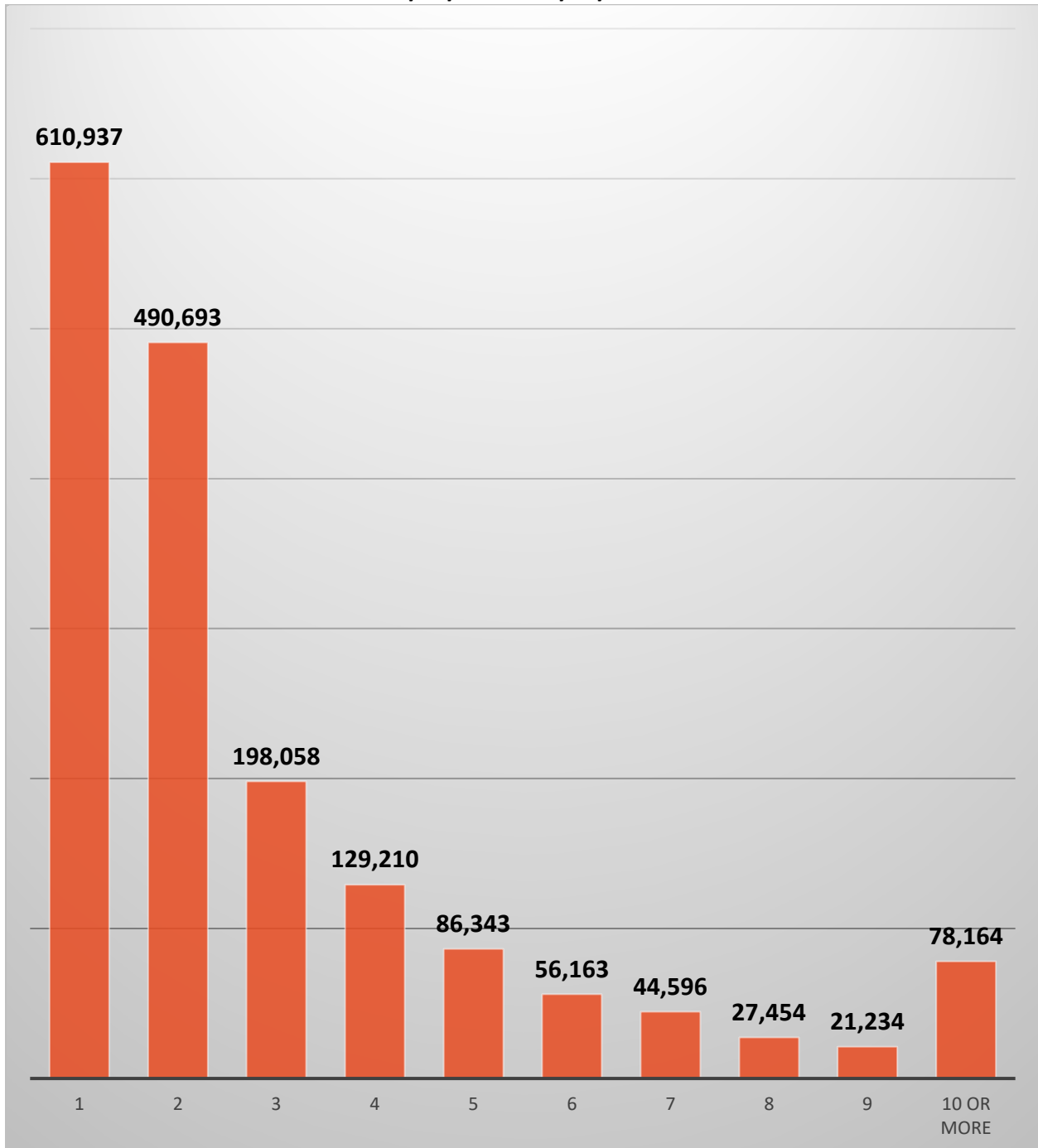


Chart 22 shows the number of times vital signs were taken. The predominant was one (1) vital at 35 percent (n=610,937).

**2020 Alabama EMS Annual Report
Cardiac Procedures (Chart 23)
01/01/2020 - 12/31/2020**

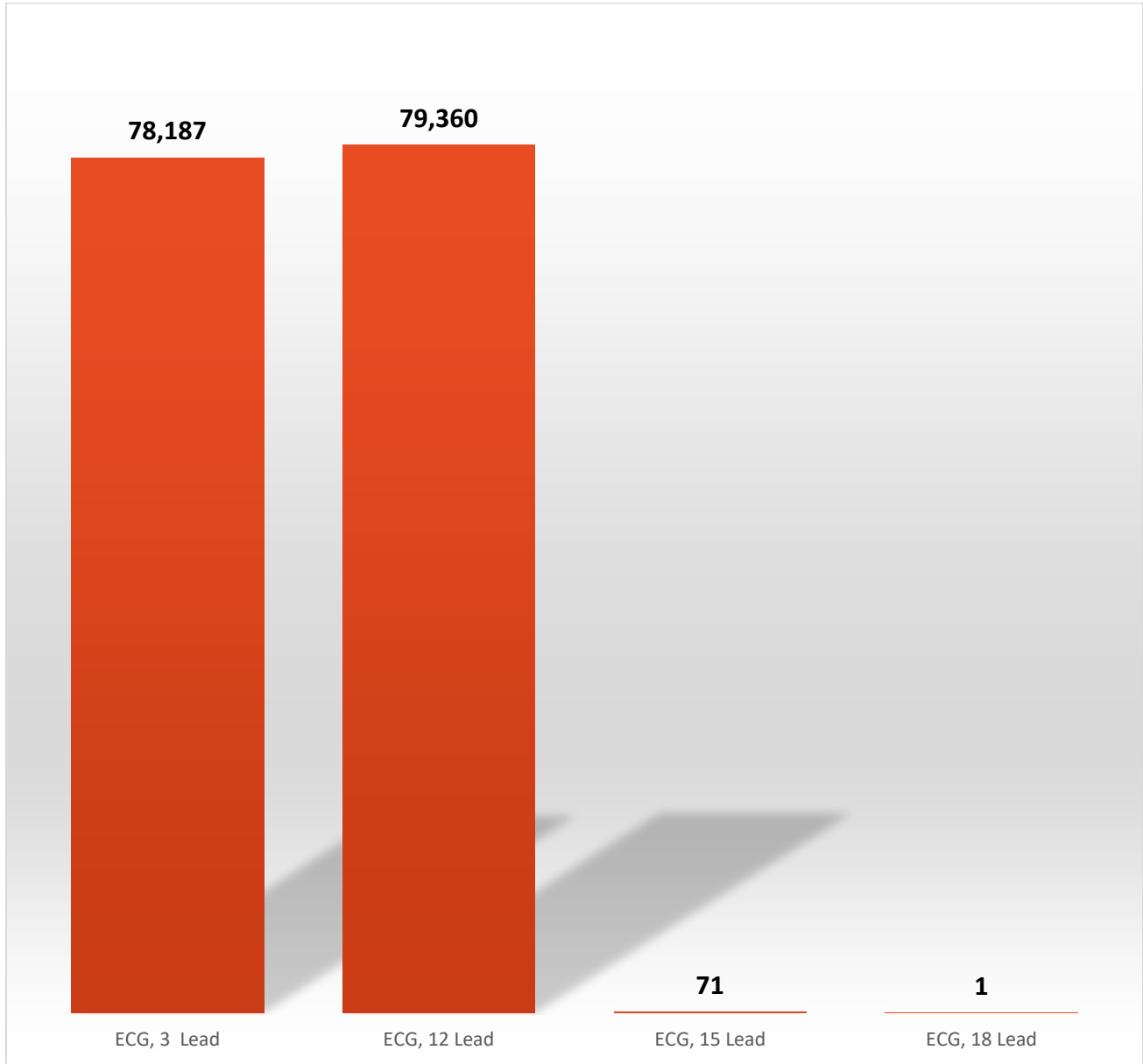


Chart 23 shows cardiac procedures performed. Both Cardiac 3 Lead ECG Obtained and Cardiac 12 Lead ECG Obtained procedures were performed at 50 percent respectively at (n=78,187) and (n=79,360). [Excel calculations].

2020 Alabama EMS Annual Report
Airway-Basic Procedures (Chart 24)
01/01/2020 - 12/31/2020

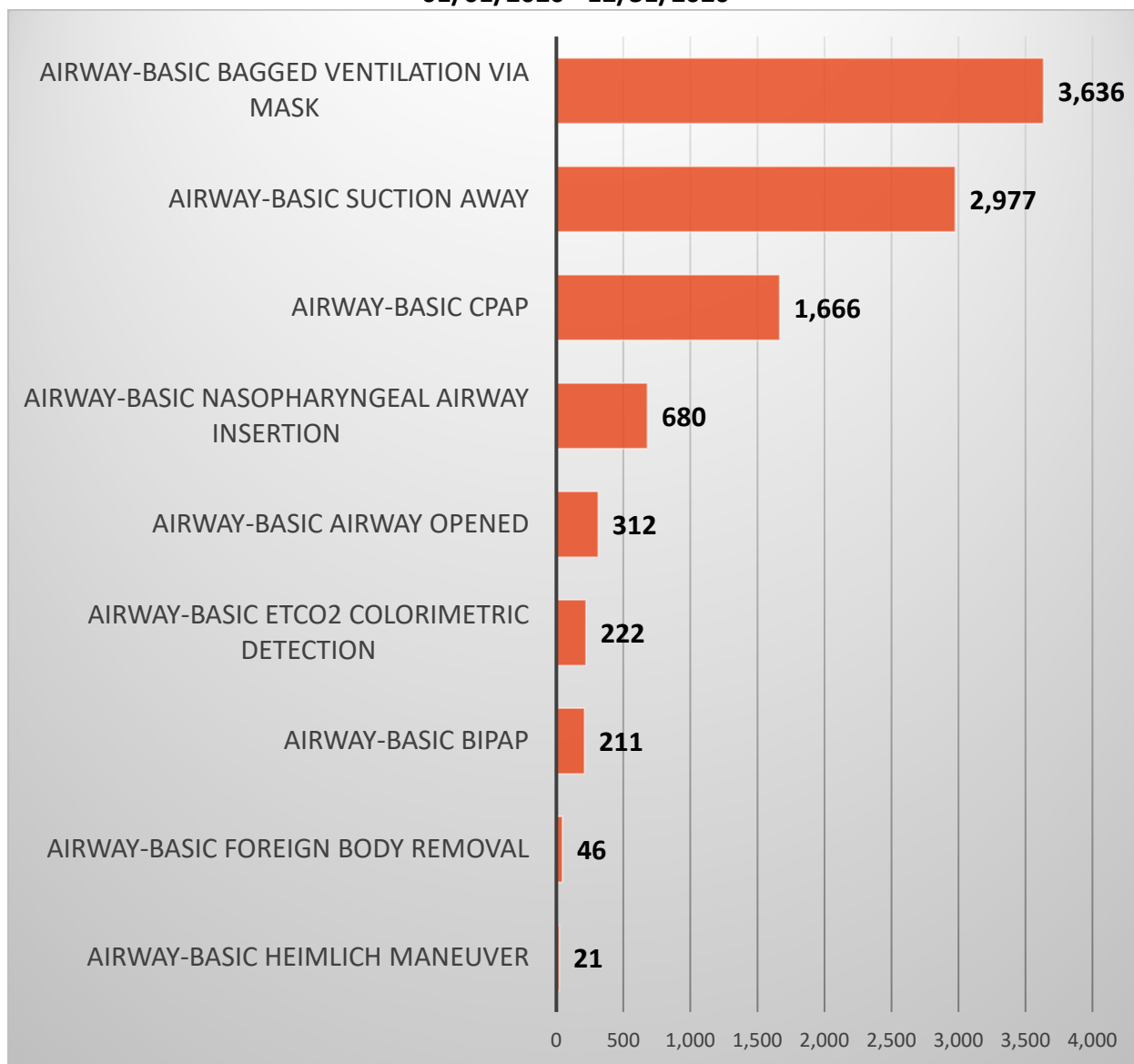


Chart 24 shows airway-basic procedures performed. The predominant was airway-basic bagged ventilation via mask at 37 percent (n=3,636).

2020 Alabama EMS Annual Report
Airway-Advanced Procedures (Chart 25)
01/01/2020 - 12/31/2020

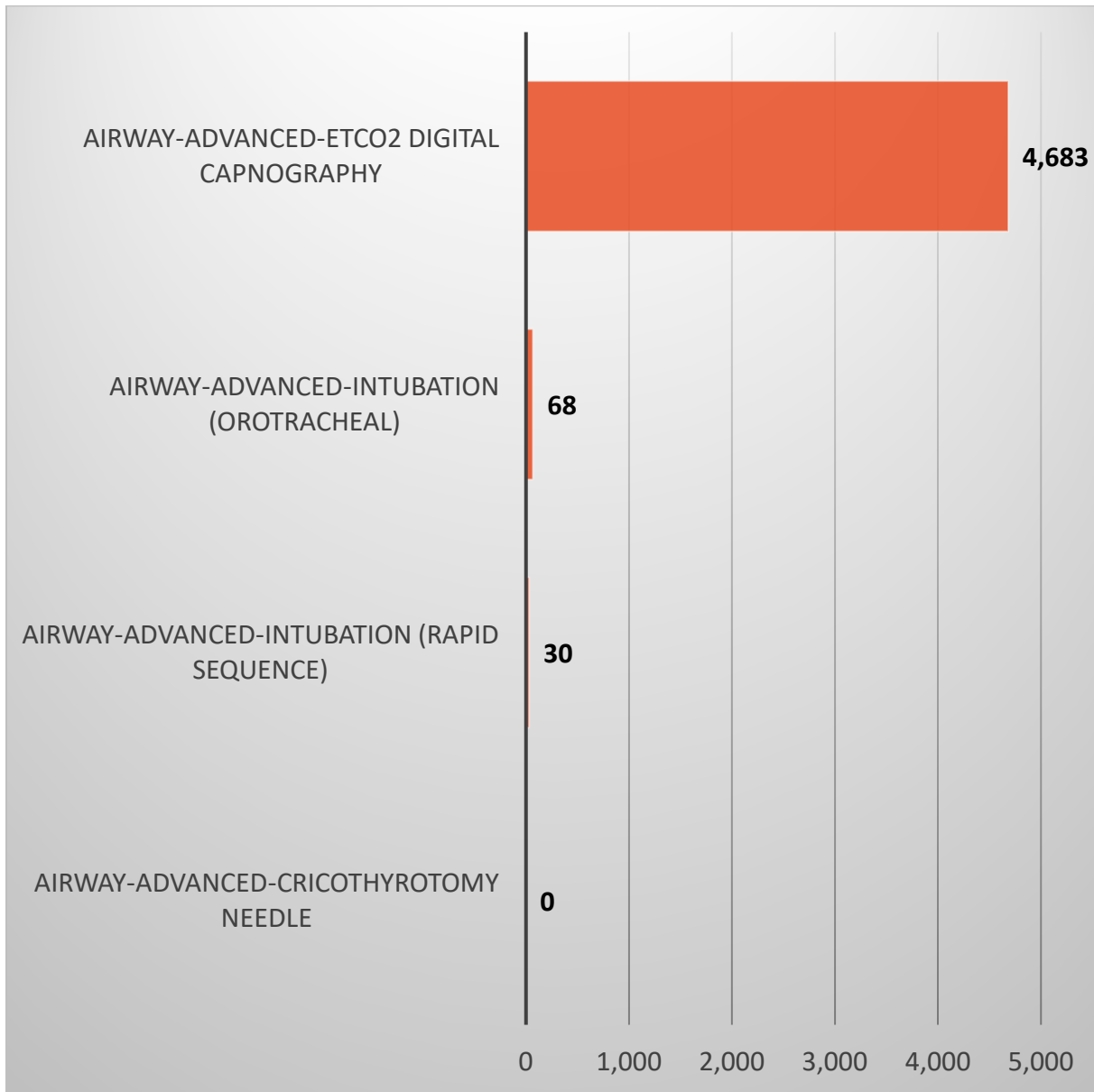


Chart 25 shows airway-advanced procedures performed. The predominant procedure was airway-advanced-ETCO2 digital capnography at 98 percent (n=4,683).

**2020 Alabama EMS Annual Report
 Top 10 Select Procedures Performed (Chart 26)
 01/01/2020 - 12/31/2020**

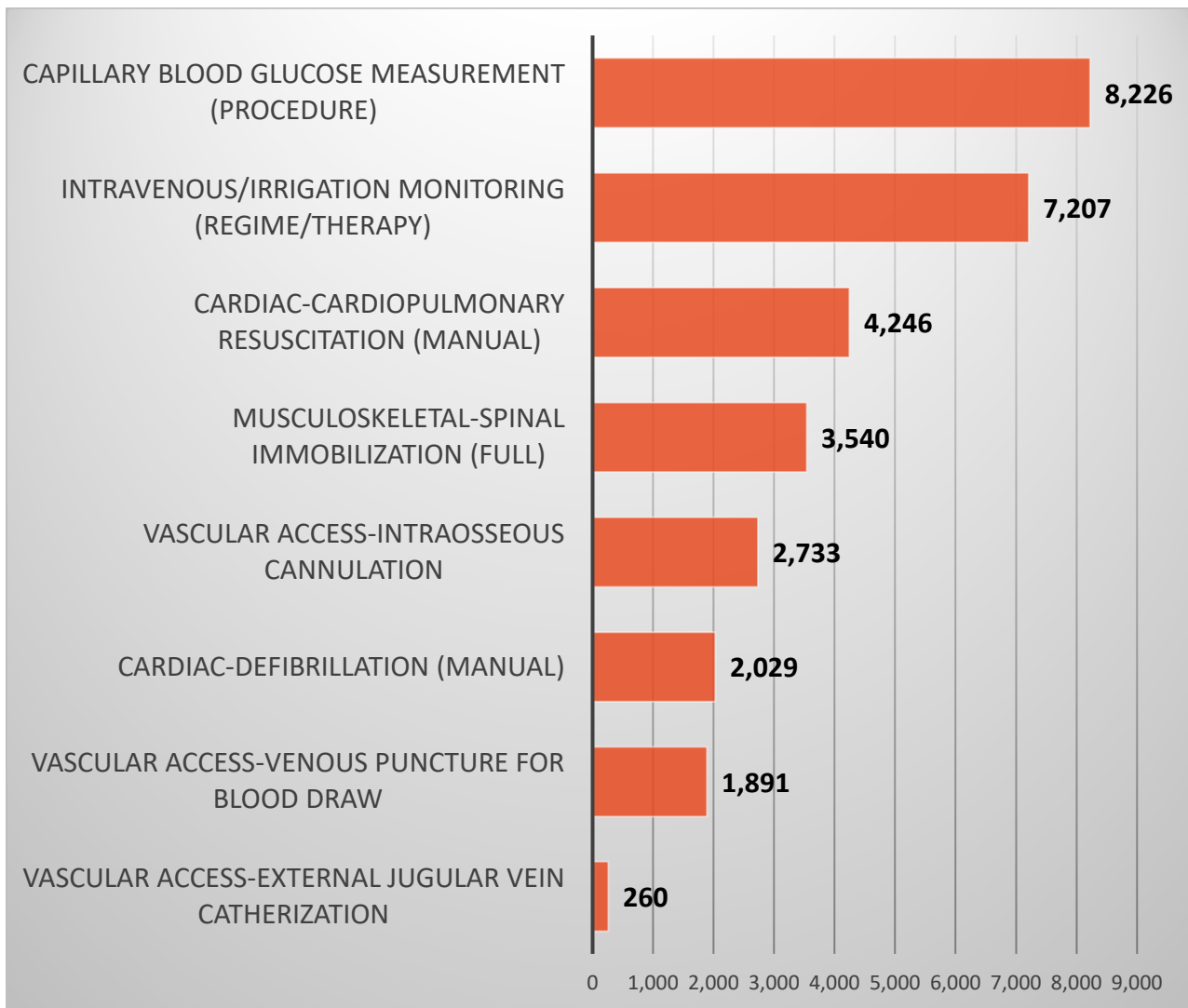


Chart 26 shows select procedures performed. The predominant was capillary blood glucose measurement at 27 percent (n=8,226).

**2020 Alabama EMS Annual Report
 Top 10 Protocols Used (Chart 27)
 01/01/2020 - 12/31/2020**

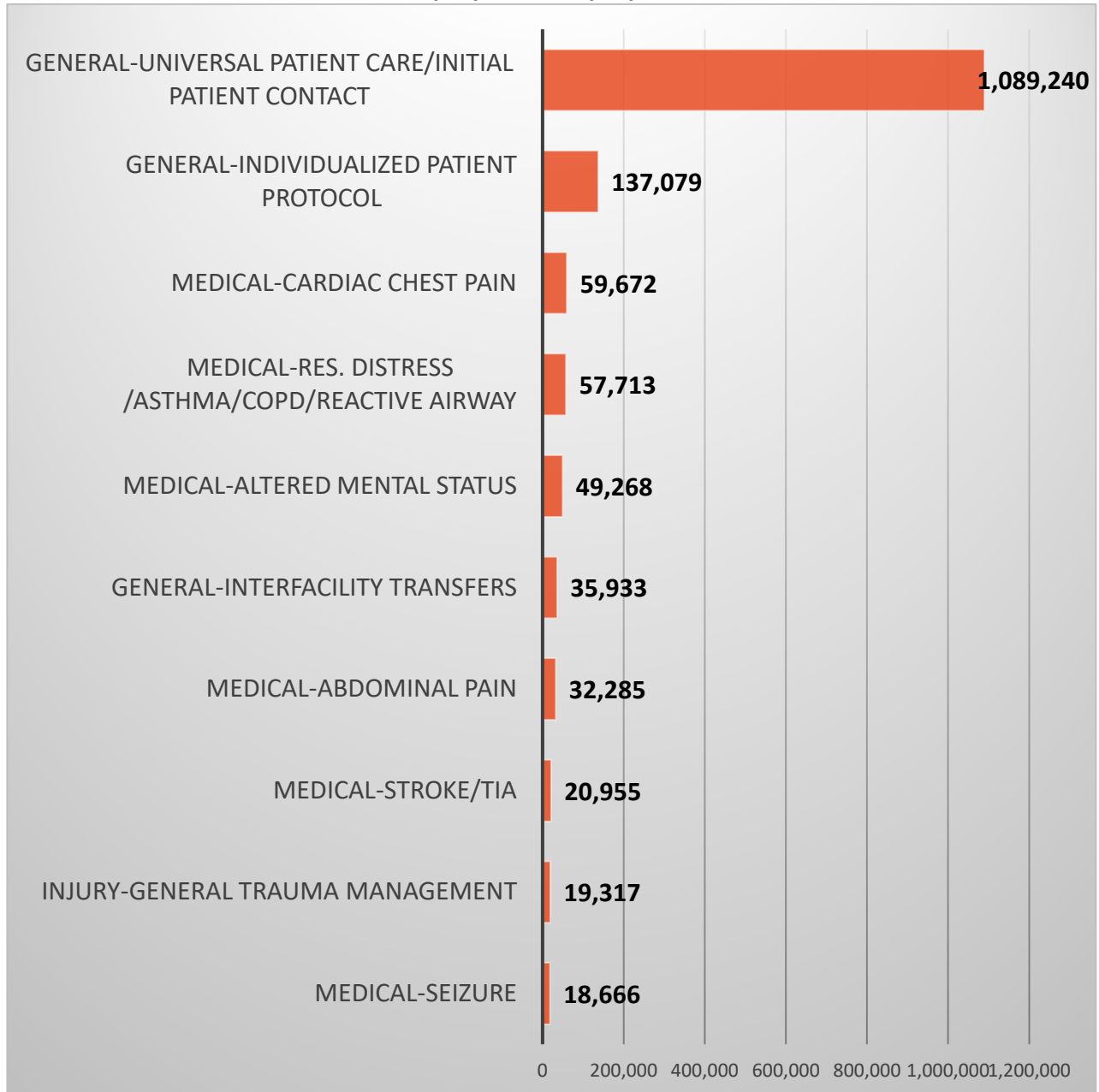


Chart 27 shows top 10 protocols used. The predominant was general-universal patient care-initial patient contact at 72 percent (n=1,089,240).

**2020 Alabama EMS Annual Report
 EMS Type of Destination (Chart 28)
 01/01/2020 - 12/31/2020**

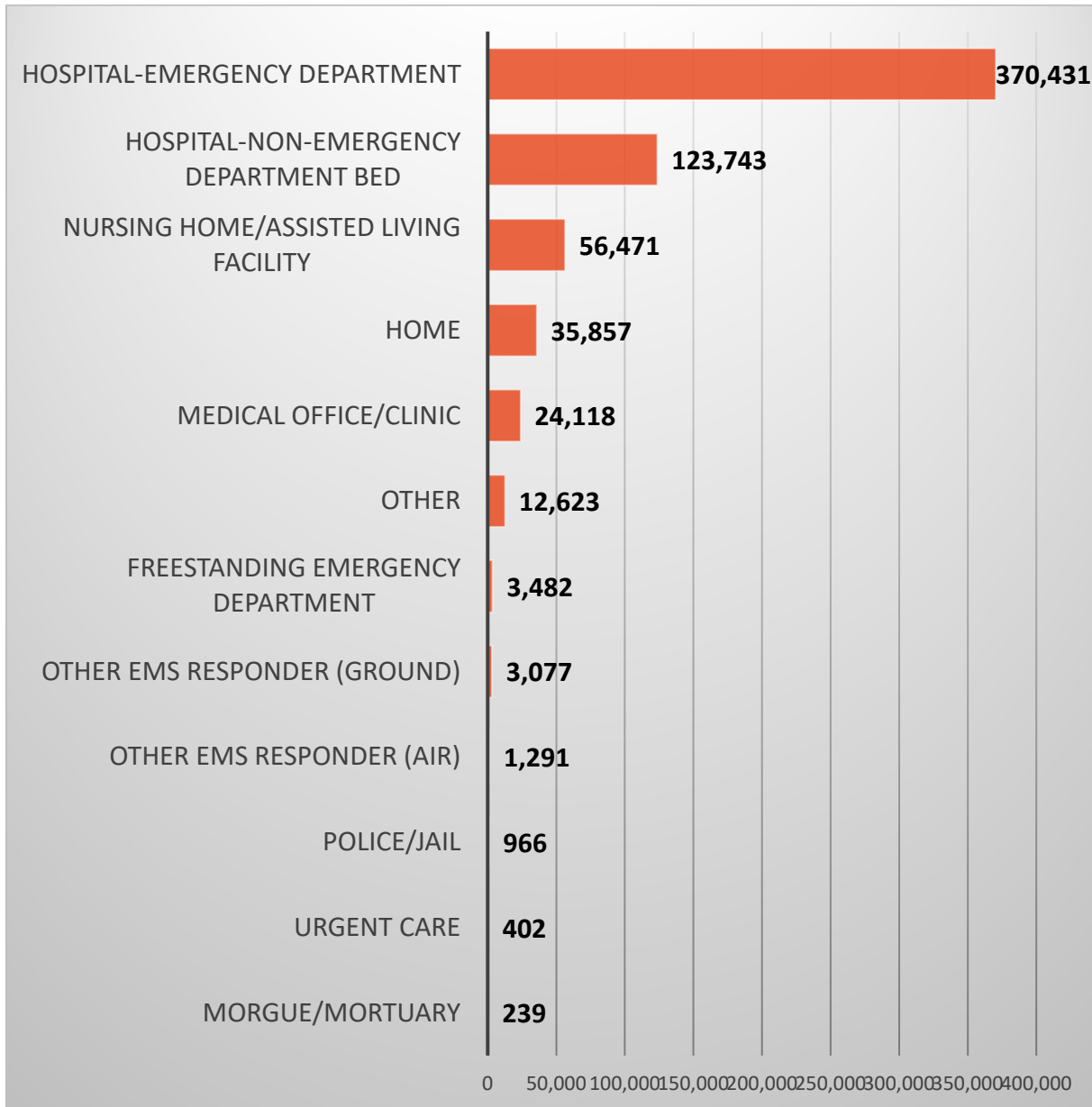


Chart 28 shows where EMS patients were transported. The predominant destination was hospital emergency departments at 59 percent (n=370,431).

**2020 Alabama EMS Annual Report
Times Elapsed (Chart 29)
01/01/2020 - 12/31/2020**

Time Elapsed Unit Arrived on Scene to Patient Arrived at Destination

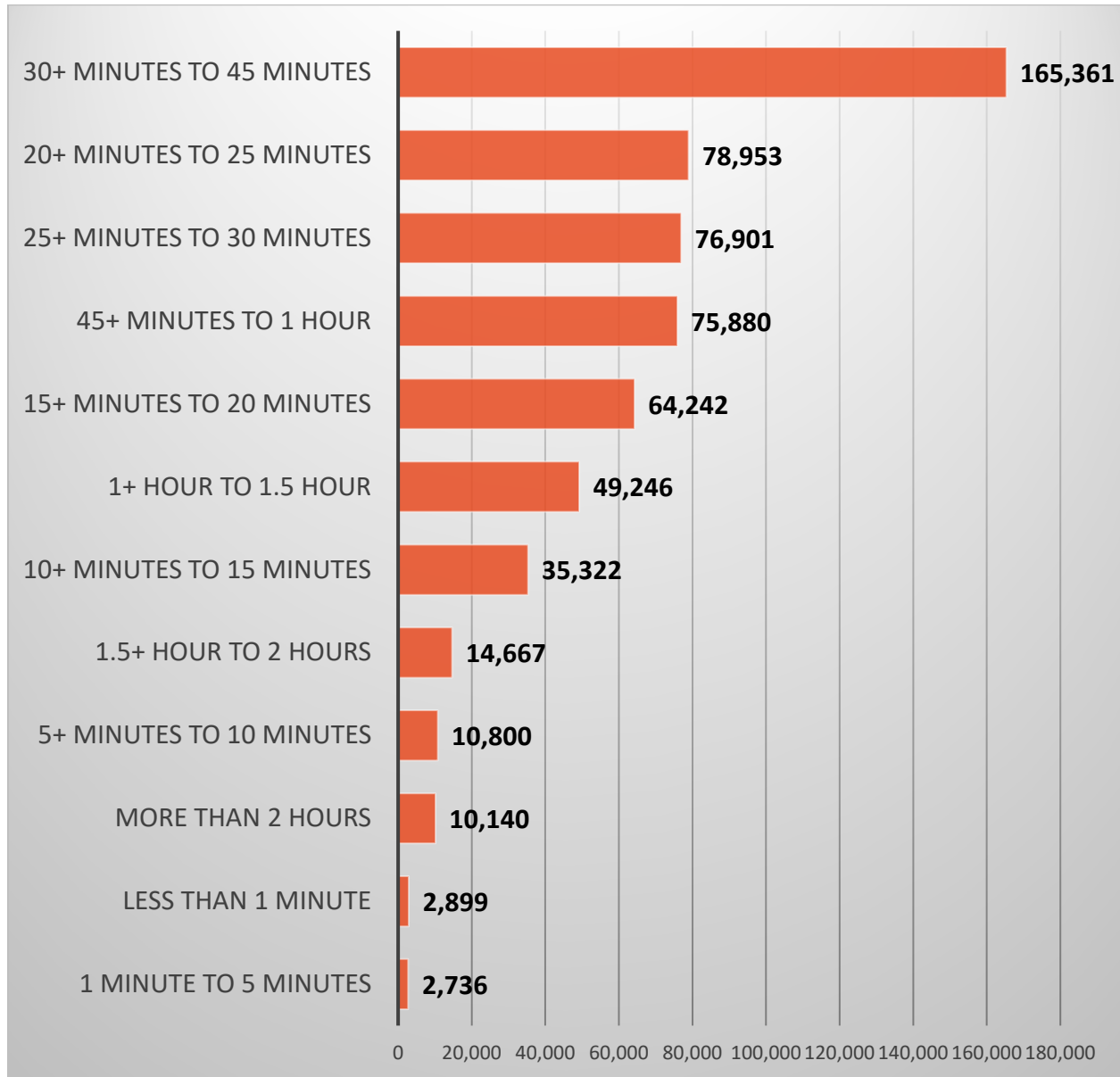


Chart 29 shows time elapsed from the time unit arrived on scene to the time patient arrived at destination. The predominant time was 30+ minutes to 45 minutes at 28 percent (n=165,361).

**2020 Alabama EMS Annual Report
Times Elapsed (Chart 30)
01/01/2020 - 12/31/2020**

Time Elapsed Patient Arrived at Destination-to-Destination Patient Transfer of Care

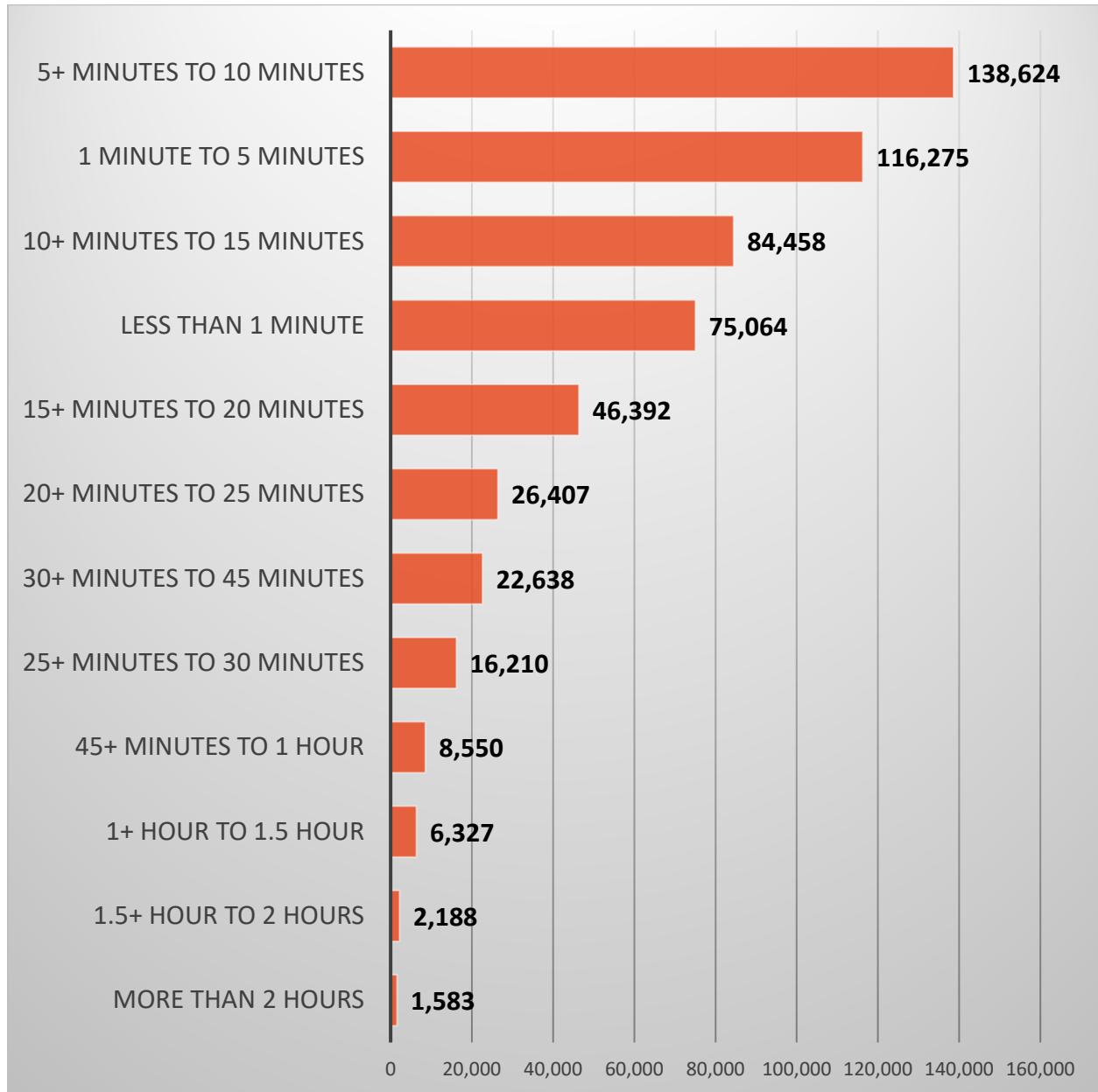


Chart 30 shows elapsed times between patient’s arrival at destination to time patient received care. The predominant time was 5+ minutes to 10 minutes at 25 percent (n=138,624)

2020 Alabama EMS Annual Report
Out of Chute Times (Chart 31)
01/01/2020 - 12/31/2020

Time Elapsed Unit Notified to Unit En Route (Out of Chute)

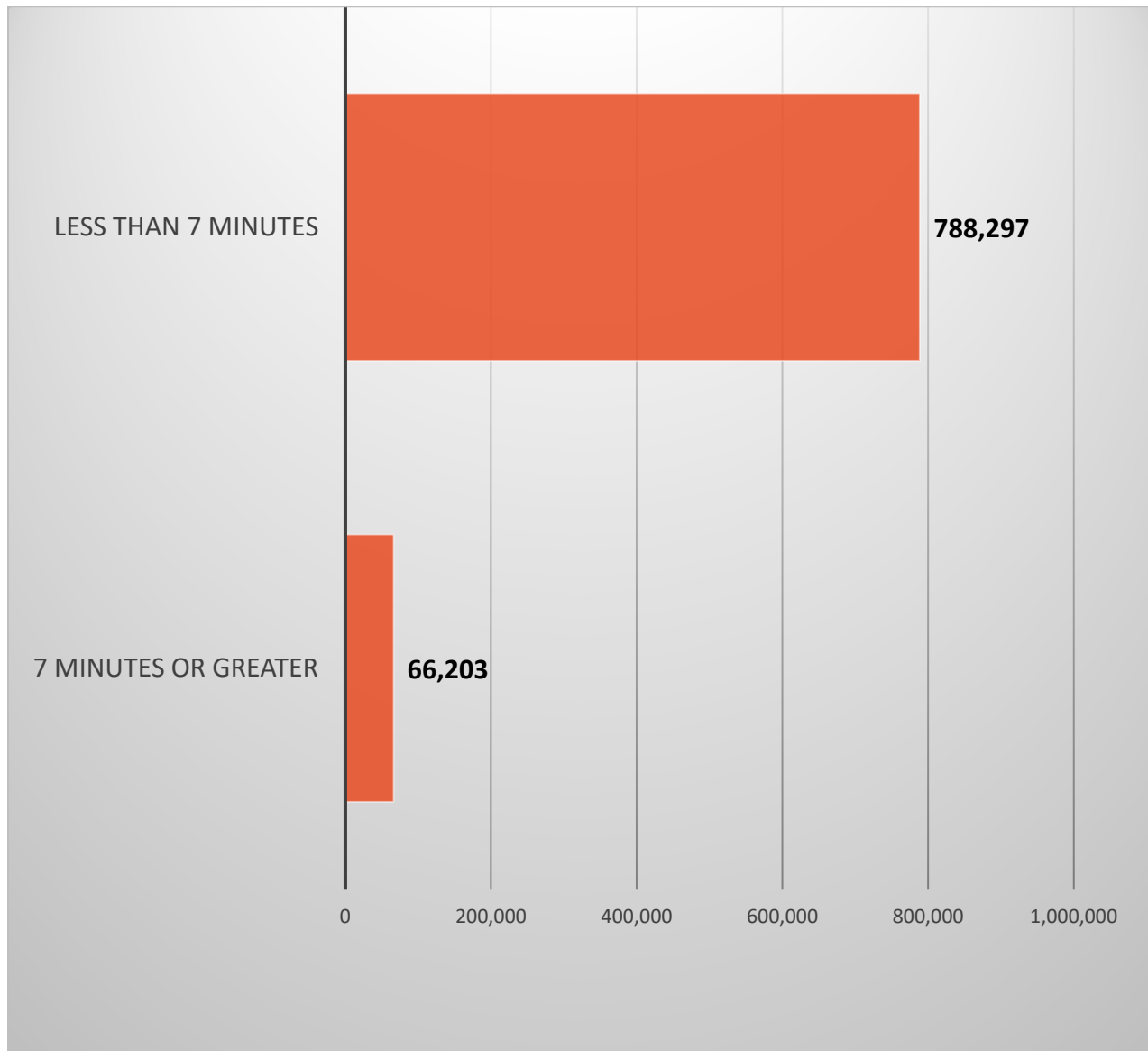


Chart 31 shows out of chute times. The predominant out of chute time was less than 7 minutes recorded at 93 percent (n=788,297).

**2020 Alabama EMS Annual Report
Times Elapsed (Chart 32)
01/01/2020 - 12/31/2020**

Time Elapsed Unit Arrived at Patient to Transfer of EMS Patient Care

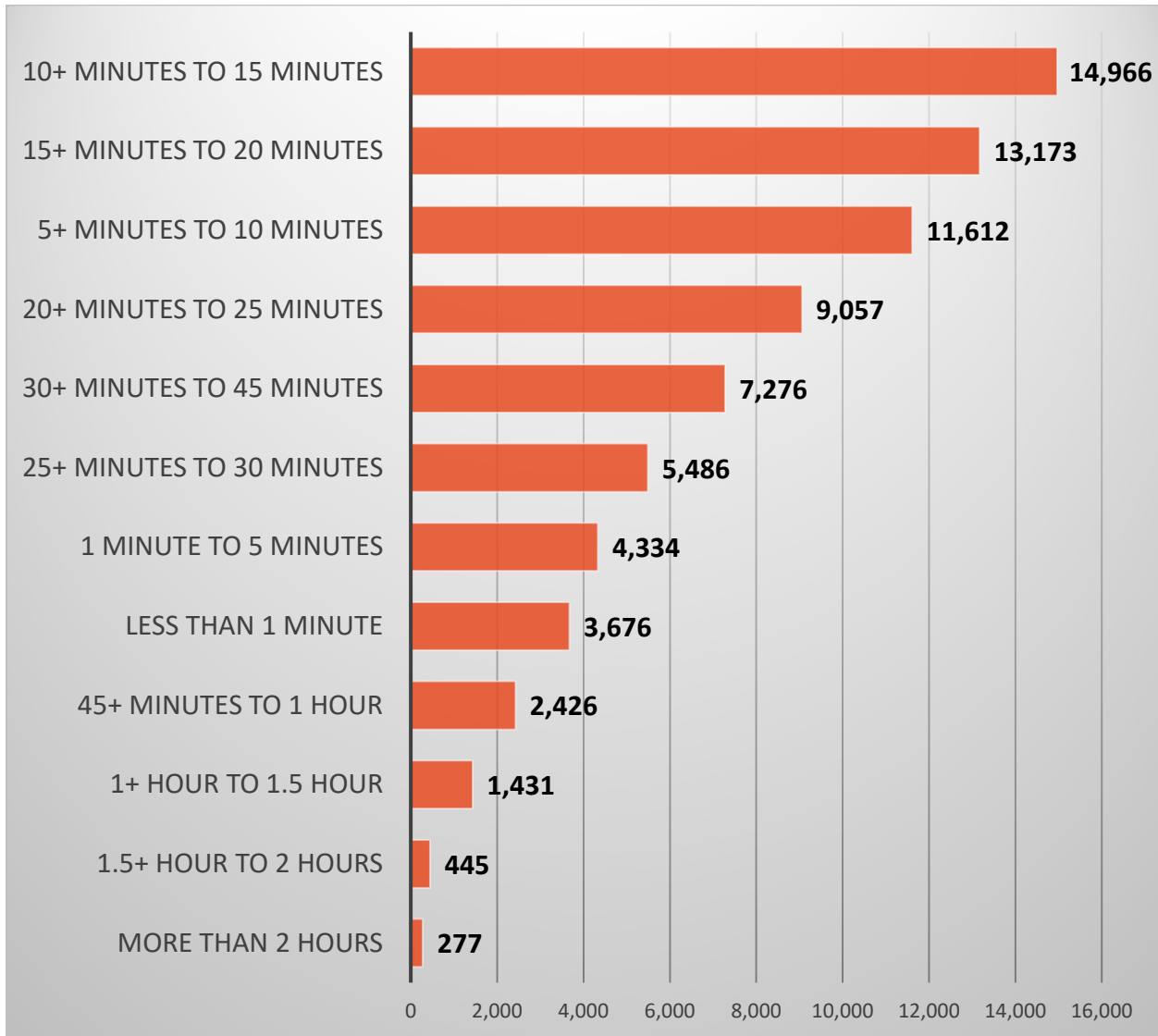


Chart 32 shows elapsed times that unit arrived at patients to transfer of EMS care. The predominant time was 10+ minutes to 15 minutes at 20 percent (n=14,966).

2020 Alabama EMS Annual Report
Times Elapsed (Chart 33)
01/01/2020 - 12/31/2020

Time Elapsed Unit Arrived on Scene to Unit Left Scene

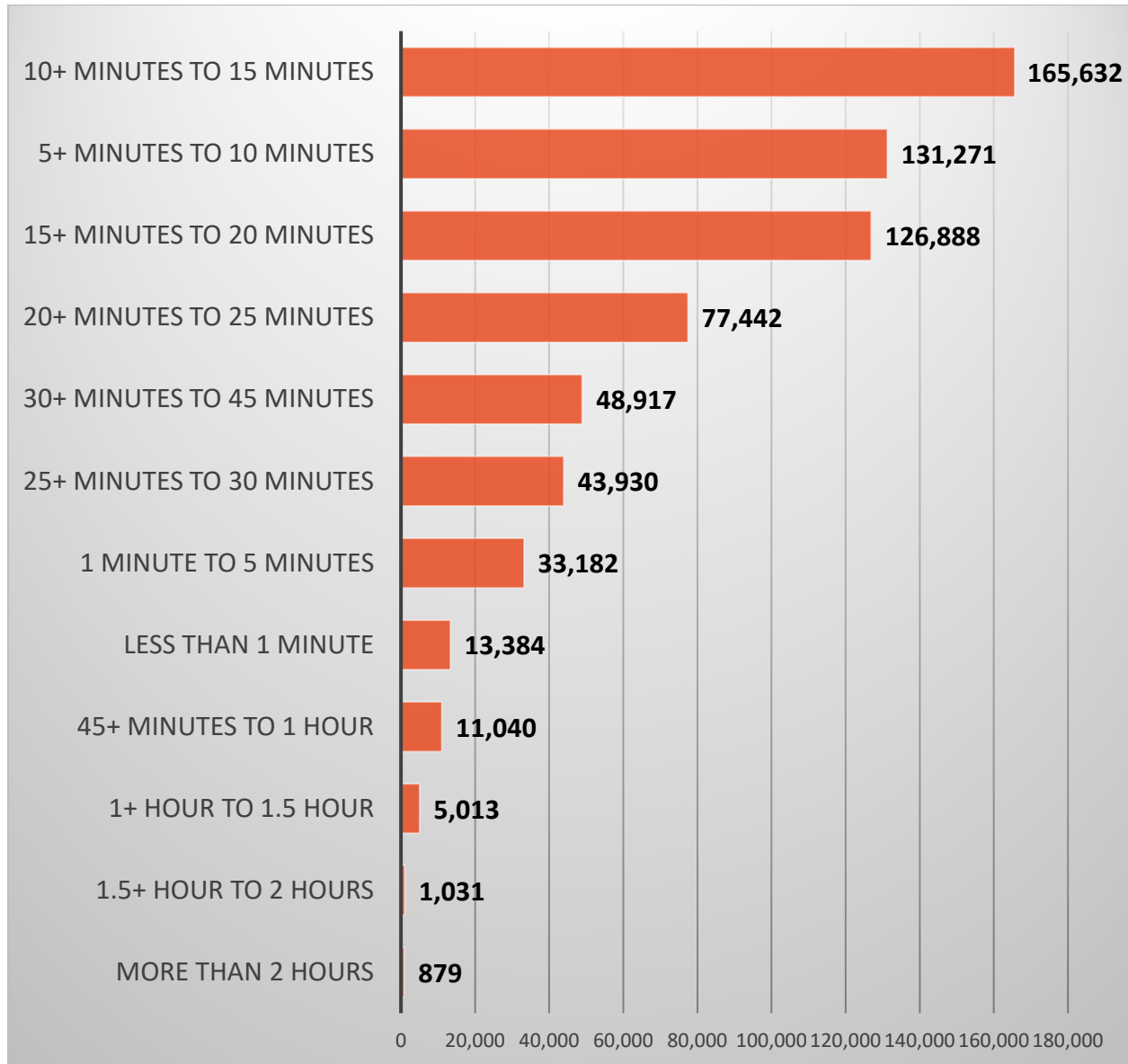


Chart 33 shows elapsed time from the time unit arrived on scene to the time unit left scene. The predominant time was 10+ minutes to 15 minutes at 25 percent (n=165,632).

**2020 Alabama EMS Annual Report
Patient Drug Use Indicators (Chart 34)
01/01/2020 - 12/31/2020**

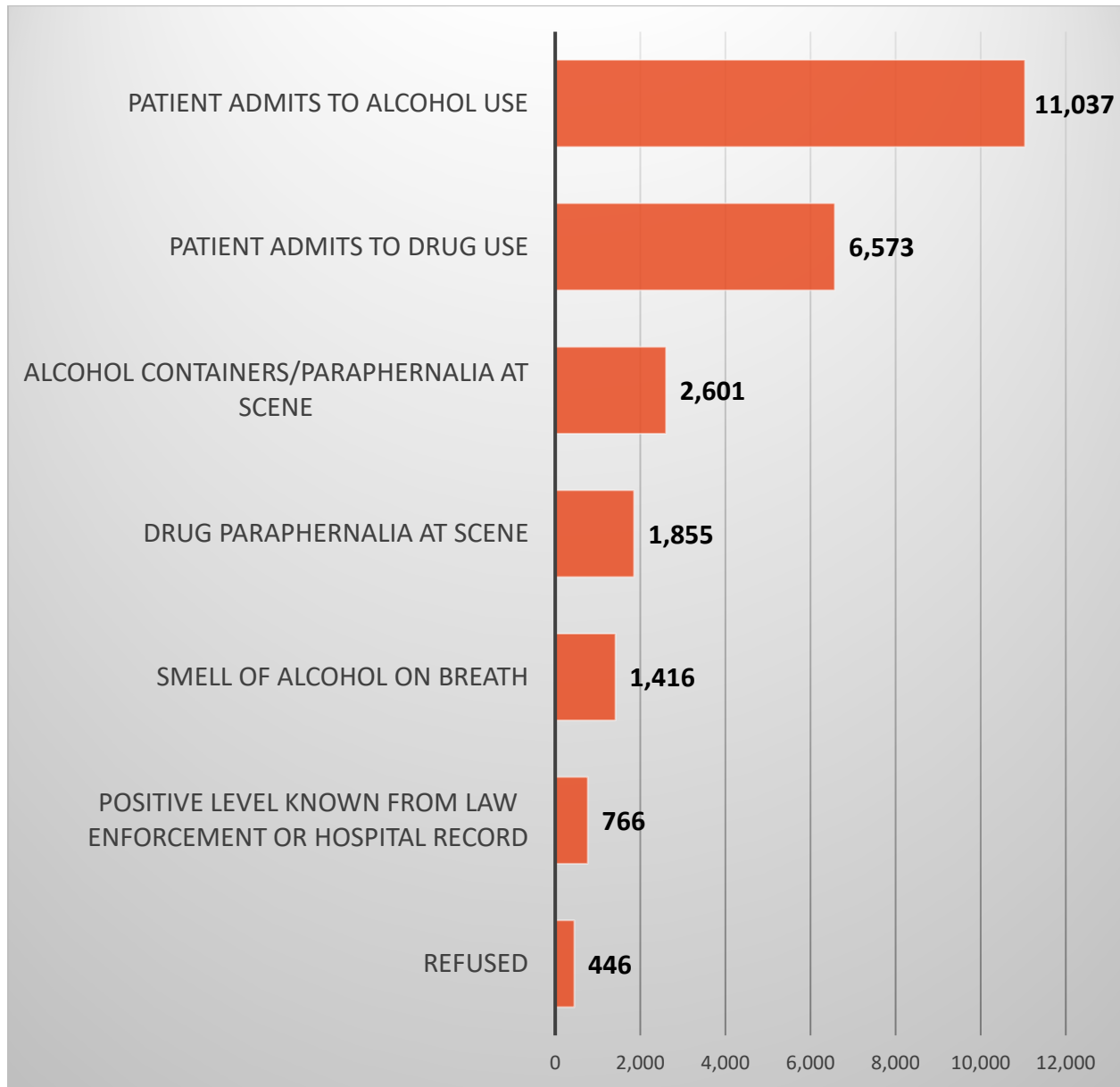


Chart 34 shows EMS patient drug use indicators. The predominant was when patients admitted to alcohol use at 45 percent (n=11,037).

2020 Alabama EMS Annual Report
List of Active EMS Agencies
Appendix A (Chart 35)
01/01/2020 - 12/31/2020

Appendix A

List of Active EMS Agencies: 01/01/2020 – 12/31/2020

PROVIDER NAME	License County	Region	Level
ABBEVILLE FIRE RESCUE	Henry	Southeast	ALS1
ADAMSVILLE FIRE AND RESCUE	Jefferson	BREMSS	ALS1
ADVANCED EMS, INC	Dallas	West	ALS1
ADVANCED EMS, INC	Covington	Southeast	ALS1
ADVANTAGE EMERGENCY MEDICAL SERVICES, LLC	Etowah	East	ALS1
ADVANTAGE EMERGENCY MEDICAL SERVICES, LLC	Jefferson	BREMSS	ALS1
AIR EVAC EMS, INC. - COLBERT	Colbert	North	ALS1 CC
AIR EVAC EMS, INC. - CORINTH, MS	Out of State	Out of State	ALS1 CC
AIR EVAC EMS, INC. - CULLMAN	Cullman	North	ALS1 CC
AIR EVAC EMS, INC. - DEMOPOLIS	Marengo	West	ALS1 CC
AIR EVAC EMS, INC. - FAYETTE	Fayette	West	ALS1 CC
AIR EVAC EMS, INC. - JACKSON	Jackson	North	ALS1 CC
AIR EVAC EMS, INC. - MANCHESTER, TN	Out of State	Out of State	ALS1 CC
AIR EVAC EMS, INC. - MARSHALL, TN	Out of State	Out of State	ALS1 CC
AIR EVAC EMS, INC. - SAVANNAH, TN	Out of State	Out of State	ALS1 CC
AIR EVAC EMS, INC. - WAYNESBORO, TN	Out of State	Out of State	ALS1 CC
AIR EVAC LIFETEAM - CARROLLTON, GA	Out of State	Out of State	ALS1 CC
AIR EVAC LIFETEAM - LAGRANGE, GA.	Out of State	Out of State	ALS1 CC
AIR EVAC LIFETEAM - LAWRENCEBURG, TN	Out of State	Out of State	ALS1 CC
AIRHEART 2 - MARIANNA, FLORIDA	Out of State	Out of State	ALS1 CC
ALABAMA FIRE COLLEGE	Tuscaloosa	West	ALS1
ALABASTER FIRE DEPARTMENT	Shelby	BREMSS	ALS1
ALBERTVILLE FIRE & RESCUE	Marshall	North	ALS1
ALEXANDER CITY FIRE DEPARTMENT AND EMS	Tallapoosa	East	ALS1
ALLGOOD VOLUNTEER FIRE AND RESCUE	Blount	BREMSS	ALS1
AM/NS CALVERT	Mobile	Gulf	ALS1
A-MED AMBULANCE SERVICE - ETOWAH	Etowah	East	ALS1
A-MED AMBULANCE SERVICE - MARSHALL	Marshall	North	ALS1
AMSERV EMS - BIBB	Bibb	West	ALS1

AMSTAR EMERGENCY MEDICAL SERVICES - MARENGO	Marengo	West	ALS1
AMVAC CHEMICAL CORPORATION	Mobile	Gulf	ALS1
ANNISTON EMERGENCY MEDICAL SERVICES, INC.	Calhoun	East	ALS1
ANNISTON FIRE - RESCUE	Calhoun	East	ALS1
ARAB FIRE DEPARTMENT	Marshall	North	ALS1
ARGO FIRE & RESCUE	St. Clair	BREMSS	ALS1
ARITON RESCUE SQUAD	Dale	Southeast	BLS
ARJENNA PARABASIC TRANSPORT LLC	Shelby	BREMSS	BLS
ASAP AMBULANCE - ESCAMBIA	Escambia	Gulf	ALS1
ASAP AMBULANCE - WASHINGTON	Washington	Gulf	ALS1
ASAP EMS - CLARKE	Clarke	Gulf	ALS1
ASAP EMS - MONROE	Monroe	Gulf	ALS1
ASAP EMS - PERRY	Perry	West	ALS1
ASAP EMS - SUMTER	Sumter	West	ALS1
ASHFORD AMBULANCE AND RESCUE SQUAD	Houston	Southeast	ALS1
ASHVILLE FIRE & RESCUE	St. Clair	BREMSS	ALS1
ATHENS LIMESTONE EMS	Limestone	North	ALS1
ATTALLA FIRE & RESCUE	Etowah	East	ALS1
BAGLEY VOLUNTEER FIRE & RESCUE	Jefferson	BREMSS	ALS1
BAKER HILL FIRE / RESCUE	Barbour	Southeast	ALS1
BALDWIN EMERGENCY MEDICAL SERVICES	Baldwin	Gulf	ALS1
BALL PLAY 1 VOLUNTEER FIRE DEPARTMENT	Etowah	East	ALS2
BAPTIST LIFEFLIGHT 1	Out of State	Out of State	ALS1 CC
BASF EMERGENCY SERVICES	Washington	Gulf	ALS1
BESSEMER FIRE DEPARTMENT	Jefferson	BREMSS	ALS1
BIRMINGHAM FIRE & RESCUE SERVICE	Jefferson	BREMSS	ALS1
BIRMINGPORT FIRE DEPARTMENT	Jefferson	BREMSS	ALS1
BLOUNT EMS, INC.	Blount	BREMSS	ALS1
BLOUNTSVILLE FIRE & RESCUE	Blount	BREMSS	ALS1
BOAZ FIRE / RESCUE	Marshall	North	ALS1
BRANTLEY FIRE & RESCUE	Crenshaw	Southeast	ALS1
BRIERFIELD FIRE AND RESCUE, INC.	Bibb	West	ALS2
BROOKSIDE FIRE RESCUE	Jefferson	BREMSS	ALS2
BROOKWOOD VOLUNTEER FIRE DEPARTMENT	Tuscaloosa	West	ALS1
CAHABA VALLEY FIRE - JEFFERSON	Jefferson	BREMSS	ALS1
CAHABA VALLEY FIRE - SHELBY	Shelby	BREMSS	ALS1
CALERA FIRE DEPARTMENT	Shelby	BREMSS	ALS1
CEDAR GROVE FIRE DEPARTMENT	Chilton	BREMSS	ALS1
CENTER POINT FIRE AND RESCUE	Jefferson	BREMSS	ALS1
CHELSEA FIRE & RESCUE	Shelby	BREMSS	ALS1

CHEROKEE COUNTY RESCUE SERVICE, INC.	Cherokee	East	ALS1
CHEROKEE RESCUE SQUAD	Colbert	North	ALS1
CHILDERSBURG AMBULANCE SERVICE	Talladega	East	ALS1
CHOCTAW COUNTY AMBULANCE SERVICE	Choctaw	West	ALS1
CITY OF LANETT FIRE AND EMS	Chambers	East	ALS1
CITY OF MOULTON FIRE DEPARTMENT	Lawrence	North	ALS1
CITY OF SLOCOMB EMS	Geneva	Southeast	ALS1
CLANTON FIRE DEPARTMENT	Chilton	BREMSS	ALS1
CLAY COUNTY RESCUE SQUAD	Clay	East	ALS1
CLAYTON FIRE AND RESCUE	Barbour	Southeast	ALS1
CLEBURNE COUNTY EMERGENCY MEDICAL SERVICES	Cleburne	East	ALS1
CLIO RESCUE SQUAD	Barbour	Southeast	BLS
COLUMBIA AMBULANCE & RESCUE EMERGENCY SQUAD	Houston	Southeast	ALS1
CONCORD FIRE DISTRICT	Jefferson	BREMSS	ALS1
CORDOVA VOLUNTEER FIRE DEPARTMENT	Walker	BREMSS	ALS1
CORNER VOLUNTEER FIRE & RESCUE SERVICE, INC.	Jefferson	BREMSS	ALS1
COTTONWOOD AMBULANCE & RESCUE SQUAD	Houston	Southeast	ALS2
CRAWFORD VOLUNTEER FIRE DEPARTMENT, INC	Russell	Southeast	ALS1
CROSSVILLE RESCUE	Lamar	West	ALS3
CULLMAN EMS	Cullman	North	ALS1 CC
CULLMAN FIRE RESCUE	Cullman	North	ALS1
D. W. MCMILLAN EMS	Escambia	Gulf	ALS1
DALE EMS & RESCUE SQUAD INC	Dale	Southeast	ALS2
DALEVILLE POLICE VOLUNTEER RESCUE SERVICE	Dale	Southeast	ALS2
DAPHNE FIRE DEPARTMENT	Baldwin	Gulf	ALS1
DAUPHIN ISLAND FIRE AND RESCUE	Mobile	Gulf	ALS1
DAVIS LAKE FIRE DISTRICT	St. Clair	BREMSS	ALS2
DECATUR FIRE & RESCUE	Morgan	North	ALS1
DEKALB AMBULANCE SERVICE	Dekalb	North	ALS1
DEMOPOLIS PUBLIC SAFETY D/B/A DEMOPOLIS FIRE & RESCUE DEPARTMENT	Marengo	West	BLS
DESOTO RESCUE SQUAD	Dekalb	North	ALS1
DIRECTORATE PUBLIC SAFETY FIRE & EMERGENCY SERVICES	Dale	Southeast	ALS1
DOTHAN AMBULANCE SERVICE - HOUSTON	Houston	Southeast	ALS1
DOTHAN FIRE DEPARTMENT	Houston	Southeast	ALS1
EAST ALABAMA EMERGENCY MEDICAL SERVICES, LLC	Lee	Southeast	ALS1
EAST ALABAMA FIRE DISTRICT	Chambers	East	ALS1
ECHO EMS	Dale	Southeast	ALS1
ECLECTIC FIRE DEPARTMENT EMS	Elmore	Southeast	ALS1
ELITE INDUSTRIAL SERVICES	Mobile	Gulf	ALS1

EMERGENCY MEDICAL TRANSPORT, LLC	Randolph	East	ALS1
EMS CARE AMBULANCE	Russell	Southeast	ALS1
ENTERPRISE FIRE DEPARTMENT	Coffee	Southeast	ALS2
ENTERPRISE RESCUE, INC.	Coffee	Southeast	ALS1 CC
EUFAULA RESCUE SQUAD	Barbour	Southeast	ALS1
EXCELSIOR AMBULANCE SERVICE, INC. - MONTGOMERY	Montgomery	Southeast	ALS1
FAIRVIEW VOLUNTEER FIRE & RESCUE	Chilton	BREMSS	ALS1
FAYETTE COUNTY EMS	Fayette	West	ALS1
FIRST RESPONSE - DECATUR	Morgan	North	ALS1 CC
FIRST RESPONSE EMS - RUSSELL	Russell	Southeast	ALS1
FLOYD EMS - CHEROKEE	Cherokee	East	ALS1
FORESTDALE FIRE DISTRICT	Jefferson	BREMSS	ALS1
FORT PAYNE FIRE DEPARTMENT	Dekalb	North	ALS1
FORT RUCKER EMERGENCY MEDICAL SERVICE	Dale	Southeast	ALS1
FULTONDALE FIRE & RESCUE	Jefferson	BREMSS	ALS1
GADSDEN FIRE DEPARTMENT	Etowah	East	ALS1
GALLANT VOLUNTEER FIRE DEPARTMENT	Etowah	East	ALS3
GANTT AREA VOLUNTEER RESCUE SQUAD	Covington	Southeast	BLS
GARDENDALE FIRE & RESCUE	Jefferson	BREMSS	ALS1
GEMS AMBULANCE	Butler	Southeast	ALS1
GENEVA RESCUE SQUAD	Geneva	Southeast	ALS1
GOODWATER FIRE DEPARTMENT	Coosa	East	ALS2
GRAYSVILLE FIRE & RESCUE	Jefferson	BREMSS	ALS1
GREEN POND FIRE & RESCUE	Bibb	West	ALS1
GREENE COUNTY EMS	Greene	West	ALS2
GREENVILLE FIRE DEPARTMENT	Butler	Southeast	ALS1
GREG'S AMBULANCE SERVICE	Lawrence	North	ALS1
GULF SHORES DEPARTMENT OF FIRE & EMERGENCY SERVICES	Baldwin	Gulf	ALS1
GUNTERSVILLE FIRE & RESCUE	Marshall	North	ALS1
H E M S I	Madison	North	ALS1
HALE COUNTY EMS	Hale	West	ALS1
HALEBURG RESCUE SQUAD	Henry	Southeast	ALS1
HARPERSVILLE FIRE DEPARTMENT	Shelby	BREMSS	ALS1
HARTFORD FIRE RESCUE	Geneva	Southeast	ALS1
HARTSELLE FIRE/RESCUE	Morgan	North	ALS2
HAYNES AMBULANCE - AUTAUGA	Autauga	Southeast	ALS1
HAYNES AMBULANCE - BULLOCK	Bullock	Southeast	ALS1
HAYNES AMBULANCE - COFFEE COUNTY	Coffee	Southeast	ALS1
HAYNES AMBULANCE - MACON	Macon	Southeast	ALS1

HAYNES AMBULANCE - MONTGOMERY	Montgomery	Southeast	ALS1
HAYNES AMBULANCE OF ELMORE COUNTY, LLC	Elmore	Southeast	ALS1
HAYNES AMBULANCE OF MACON CO, D/B/A CARE AMBULANCE - RUSSELL	Russell	Southeast	ALS1
HAYNES AMBULANCE OF MACON CO, D/B/A CARE AMBULANCE- MGM	Montgomery	Southeast	ALS1
HAYNES AMBULANCE OF OPP - COVINGTON	Covington	Southeast	ALS1
HAYNES AMBULANCE OF TROY, LLC	Pike	Southeast	ALS1
HAYNES AMBULANCE OF TROY, LLC LOWDNES CO	Lowndes	Southeast	ALS1
HAYNES LIFE FLIGHT - PIKE COUNTY	Pike	Southeast	ALS1 CC
HAYNES LIFE FLIGHT, LLC	Elmore	Southeast	ALS1 CC
HEADLAND FIRE RESCUE	Henry	Southeast	ALS1
HELENA FIRE DEPARTMENT	Shelby	BREMSS	ALS1
HH HEALTH SYSTEM - DMH AMBULANCE, LLC DBA DECATUR MORGAN HOSPITAL EMS	Morgan	North	ALS1
HIGHLAND HOME VOLUNTEER FIRE & RESCUE DEPARTMENT, INC.	Crenshaw	Southeast	ALS1
HIGHLANDS MEDICAL CENTER AMBULANCE SERVICE	Jackson	North	ALS1 CC
HILLSBORO AREA VOLUNTEER FIRE & RESCUE	Lawrence	North	ALS1
HOKES BLUFF FIRE DEPARTMENT	Etowah	East	ALS1
HOMEWOOD FIRE AND RESCUE SERVICE	Jefferson	BREMSS	ALS1
HOOVER FIRE DEPARTMENT - JEFFERSON	Jefferson	BREMSS	ALS1
HOOVER FIRE DEPARTMENT - SHELBY	Shelby	BREMSS	ALS1
HUEYTOWN FIRE RESCUE	Jefferson	BREMSS	ALS1
HUNTSVILLE FIRE & RESCUE	Madison	North	ALS2
INDIAN FORD FIRE DISTRICT	Jefferson	BREMSS	ALS1
INTERNATIONAL PAPER	Autauga	Southeast	ALS1
IRONDALE FIRE DEPARTMENT	Jefferson	BREMSS	ALS1
JACKSONVILLE FIRE DEPARTMENT	Calhoun	East	ALS1
JEMISON FIRE AND RESCUE	Chilton	BREMSS	ALS1
KELLER EMS - COLBERT	Colbert	North	ALS1 CC
KELLER EMS - FRANKLIN	Franklin	North	ALS1
KELLYTON VOLUNTEER FIRE & RESCUE	Coosa	East	ALS1
KIMBERLY FIRE AND RESCUE	Jefferson	BREMSS	ALS1
LAFAYETTE FIRE AND EMS	Chambers	East	ALS1
LAMAR AMBULANCE SERVICE	Lamar	West	ALS1
LAWRENCE COUNTY SHERIFF'S OFFICE	Lawrence	North	ALS1
LEEDS FIRE & RESCUE	Jefferson	BREMSS	ALS1
LIFECARE OF ALABAMA - JEFFERSON	Jefferson	BREMSS	ALS1
LIFECARE OF ALABAMA - TUSCALOOSA	Tuscaloosa	West	ALS1
LIFEGUARD AMBULANCE SERVICE - JEFFERSON	Jefferson	BREMSS	ALS1
LIFEGUARD AMBULANCE SERVICE - MOBILE	Mobile	Gulf	ALS1

LIFEGUARD AMBULANCE SERVICE - MORGAN	Morgan	North	ALS1
LIFEGUARD AMBULANCE SERVICE LLC D/B/A MEDSTAR EMS	Baldwin	Gulf	ALS1 CC
LIFEGUARD AMBULANCE SERVICE, LLC D/B/A MEDSTAR EMS - ESCAMBIA	Escambia	Gulf	ALS1
LIFELINE EMS, LLC.	Cleburne	East	ALS1
LIFESAVER 3 - CHAMBERS	Chambers	East	ALS1 CC
LIFESAVER 4 - TALLADEGA	Talladega	East	ALS1 CC
LIFESAVER 5	Conecuh	Gulf	ALS1 CC
LINCOLN FIRE & RESCUE	Talladega	East	ALS1
LIVINGSTON FIRE & RESCUE	Sumter	West	ALS1
LOCUST FORK FIRE AND RESCUE	Blount	BREMSS	ALS1
LOUISVILLE FIRE & RESCUE	Barbour	Southeast	BLS
LUVERNE RESCUE SQUAD, INC.	Crenshaw	Southeast	ALS1
MADISON FIRE & RESCUE	Madison	North	ALS1
MARION COUNTY EMS	Marion	West	ALS1
MARSHALL MEDICAL CENTERS EMS	Marshall	North	ALS1
MCADORY FIRE DEPARTMENT	Jefferson	BREMSS	ALS1
MCCALLA AREA FIRE DISTRICT	Jefferson	BREMSS	ALS1
MEDCARE EMERGENCY MEDICAL SERVICE, INC.	Wilcox	West	ALS1
MEDEVAC INTERNATIONAL	Clarke	Gulf	ALS1
MED-TRANS CORP DBA SHANDSCAIR 6	Out of State	Out of State	ALS1 CC
MED-TRANS CORPORATION D/B/A MEDSTAR AIR CARE	Baldwin	Gulf	ALS1 CC
MED-TRANS CORPORATION D/B/A MEDSTAR AIR CARE 2	Escambia	Gulf	ALS1 CC
MIDFIELD FIRE DEPARTMENT	Jefferson	BREMSS	ALS1
MILLBROOK FIRE DEPARTMENT	Elmore	Southeast	ALS1
MINOR HEIGHTS FIRE DISTRICT	Jefferson	BREMSS	ALS1
MOBILE COUNTY EMS	Mobile	Gulf	ALS1
MOBILE FIRE RESCUE DEPARTMENT	Mobile	Gulf	ALS1
MONROEVILLE FIRE / RESCUE	Monroe	Gulf	BLS
MONTEVALLO FIRE & RESCUE SERVICE	Shelby	BREMSS	ALS1
MONTGOMERY FIRE / RESCUE DEPARTMENT	Montgomery	Southeast	ALS1
MOODY FIRE & RESCUE	St. Clair	BREMSS	ALS1
MOUNT OLIVE FIRE AND RESCUE DISTRICT	Jefferson	BREMSS	ALS1
MOUNTAIN BROOK FIRE DEPARTMENT	Jefferson	BREMSS	ALS1
MUD TAVERN VOLUNTEER FIRE RESCUE	Morgan	North	ALS1
NECTAR FIRE DEPARTMENT	Blount	BREMSS	ALS1
NEW SITE VOLUNTEER FIRE AND AMBULANCE SERVICE	Tallapoosa	East	BLS
NEWMAN'S MEDICAL SERVICES INC	Mobile	Gulf	ALS1

NORTH CHILTON VOLUNTEER FIRE DEPARTMENT	Chilton	BREMSS	ALS1
NORTH LAMAR EMERGENCY MEDICAL SERVICES	Lamar	West	BLS
NORTH SHELBY FIRE DEPARTMENT	Shelby	BREMSS	ALS1
NORTHPORT FIRE RESCUE	Tuscaloosa	West	ALS1
NORTHSTAR INDUSTRIAL EMS & FIRE SERVICE, INC. OF BIBB COUNTY	Bibb	West	ALS1
NORTHSTAR PARAMEDIC SERVICES - JEFFERSON	Jefferson	BREMSS	ALS1
NORTHSTAR PARAMEDIC SERVICES - TALLADEGA	Talladega	East	ALS1
NORTHSTAR PARAMEDIC SERVICES - TUSCALOOSA	Tuscaloosa	West	ALS1
ODENVILLE FIRE & RESCUE	St. Clair	BREMSS	ALS1
OKALOOSA MEDFLIGHT	Out of State	Out of State	ALS1 CC
ONEONTA FIRE AND RESCUE SERVICE	Blount	BREMSS	ALS1
OPELIKA FIRE RESCUE	Lee	Southeast	ALS1
OPP FIRE DEPARTMENT	Covington	Southeast	ALS1
OPPORTUNITY EMS, INC.	Covington	Southeast	ALS1
ORANGE BEACH FIRE RESCUE	Baldwin	Gulf	ALS1
OXFORD EMERGENCY MEDICAL SERVICES, INC	Calhoun	East	ALS1
OXFORD FIRE DEPARTMENT - CALHOUN	Calhoun	East	ALS1
OXFORD HEALTH SYSTEMS PARAMEDICS	Calhoun	East	ALS1
OZARK EMS	Dale	Southeast	ALS1
OZARK FIRE DEPARTMENT	Dale	Southeast	ALS1
PALMERDALE FIRE DISTRICT	Jefferson	BREMSS	ALS1
PELHAM FIRE DEPARTMENT	Shelby	BREMSS	ALS1
PELL CITY FIRE & RESCUE SERVICE	St. Clair	BREMSS	ALS1
PHI HEALTH, LLC DBA PHI AIR MEDICAL	Out of State	Out of State	ALS1 CC
PHI HEALTH, LLC DBA PHI AIR MEDICAL- JACKSON	Out of State	Out of State	ALS1 CC
PHI HEALTH, LLC DBA PHI AIR MEDICAL- MERIDIAN	Out of State	Out of State	ALS1 CC
PHIL CAMPBELL RESCUE SQUAD	Franklin	North	ALS1
PICKENS COUNTY AMBULANCE SERVICE	Pickens	West	ALS1
PIEDMONT RESCUE SQUAD	Calhoun	East	ALS1
PINE MOUNTAIN VOLUNTEER FIRE AND EMS DISTRICT, INC	Blount	BREMSS	ALS1
PINTLALA VOLUNTEER FIRE DEPARTMENT	Montgomery	Southeast	ALS3
PLEASANT GROVE FIRE & RESCUE SERVICE	Jefferson	BREMSS	ALS1
PRATTVILLE FIRE DEPARTMENT	Autauga	Southeast	ALS1
PROGRESSIVEHEALTH, LLC	Montgomery	Southeast	ALS1
RAGLAND RESCUE SERVICE	St. Clair	BREMSS	ALS3
RAINBOW CITY FIRE & RESCUE	Etowah	East	ALS1
RAINSVILLE FIRE & RESCUE	Dekalb	North	ALS2
REGIONAL AIR MEDICAL SERVICES, INC.- WALKER	Walker	BREMSS	ALS1 CC
REHOBETH VOLUNTEER RESCUE	Houston	Southeast	ALS2

RIVERSIDE FIRE & RESCUE	St. Clair	BREMSS	ALS1
ROCKY RIDGE FIRE DEPARTMENT	Jefferson	BREMSS	ALS1
ROSA VOLUNTEER FIRE & RESCUE	Blount	BREMSS	ALS1
RPS - CHILTON	Chilton	BREMSS	ALS1
RPS - JEFFERSON	Jefferson	BREMSS	ALS1
RPS - MARION	Marion	West	ALS1
RPS - SHELBY	Shelby	BREMSS	ALS1
RPS - ST. CLAIR	St. Clair	BREMSS	ALS1
RPS - TALLADEGA	Talladega	East	ALS1
RPS - WALKER	Walker	BREMSS	ALS1
RPS - WINSTON	Winston	BREMSS	ALS1
RUSSELLVILLE FIRE & RESCUE	Franklin	North	ALS1
SAMSON VOLUNTEER RESCUE	Geneva	Southeast	ALS1
SAND VALLEY VOLUNTEER FIRE DEPT	Etowah	East	ALS1
SARALAND FIRE RESCUE DEPARTMENT	Mobile	Gulf	ALS1
SARDIS CITY FIRE & RESCUE	Etowah	East	ALS1
SAVES FIRE & RESCUE	Morgan	North	ALS1
SCOTTSBORO FIRE DEPARTMENT	Jackson	North	ALS1
SECURITAS SERVICES, INC.	Madison	North	ALS1
SHOALS AMBULANCE - COLBERT	Colbert	North	ALS1
SHOALS AMBULANCE - JEFFERSON	Jefferson	BREMSS	ALS1
SHOALS AMBULANCE - LAUDERDALE	Lauderdale	North	ALS1
SIMMONS EMS	Monroe	Gulf	ALS1
SMITHS STATION FIRE & RESCUE	Lee	Southeast	ALS1
SNEAD FIRE AND RESCUE	Blount	BREMSS	ALS1
SOUTH DALE EMS	Dale	Southeast	ALS1
SOUTHEAST SHELBY COUNTY RESCUE	Shelby	BREMSS	ALS1
SOUTHERN AMBULANCE TRANSPORT, INC.	Randolph	East	ALS1
SOUTHFLIGHT	Mobile	Gulf	ALS1 CC
SOUTHSIDE FIRE DEPARTMENT	Etowah	East	ALS1
SPRINGVILLE FIRE AND RESCUE	St. Clair	BREMSS	ALS1
STAR OF LIFE SYSTEMS INC DBA CONECUH COUNTY EMS	Conecuh	Gulf	ALS1
STEELE FIRE AND RESCUE	St. Clair	BREMSS	ALS1
SUMITON FIRE AND RESCUE SERVICE	Walker	BREMSS	ALS1
SURVIVAL FLIGHT, INC. - HENRY	Henry	Southeast	ALS1
SURVIVAL FLIGHT, INC. GA	Out of State	Out of State	ALS1 CC
SURVIVAL FLIGHT, INCORPORATED	Etowah	East	ALS1 CC
SYLACAUGA AMBULANCE SERVICE	Talladega	East	ALS1
SYLVAN SPRINGS FIRE DEPARTMENT	Jefferson	BREMSS	ALS1
TALLAPOOSA EMERGENCY MEDICAL SERVICES	Tallapoosa	East	ALS1

TARRANT FIRE AND RESCUE	Jefferson	BREMSS	ALS1
THORSBY FIRE DEPARTMENT	Chilton	BREMSS	ALS1
TIDE EMS	Hale	West	ALS1
TROY FIRE DEPARTMENT	Pike	Southeast	ALS1
TRUSSVILLE FIRE AND RESCUE	Jefferson	BREMSS	ALS1
TSS-EMS	Talladega	East	ALS1
TUSCALOOSA COUNTY SHERIFF'S OFFICE	Tuscaloosa	West	ALS1
TUSCALOOSA FIRE RESCUE	Tuscaloosa	West	ALS1
U S STEEL	Jefferson	BREMSS	ALS1
VESTAVIA HILLS FIRE DEPARTMENT	Jefferson	BREMSS	ALS1
VINEMONT PROVIDENCE FIRE DEPARTMENT	Cullman	North	ALS3
VINES AMBULANCE SERVICE	Chambers	East	BLS
WARRIOR FIRE DEPARTMENT	Jefferson	BREMSS	ALS1
WEST BLOUNT VOLUNTEER FIRE & RESCUE	Blount	BREMSS	ALS2
WEST CHILTON VOLUNTEER FIRE DEPARTMENT	Chilton	BREMSS	ALS1
WEST JEFFERSON FIRE & RESCUE	Jefferson	BREMSS	ALS2
WEST POINT FIRE AND RESCUE	Cullman	North	ALS2
WESTOVER MUNICIPAL FIRE DEPARTMENT	Shelby	BREMSS	ALS1
WICKSBURG FIRE RESCUE	Houston	Southeast	ALS1
WINTERBORO VOLUNTEER FIRE & RESCUE	Talladega	East	ALS1

Appendix B: Map of EMS and Trauma Regions

