



ALABAMA

2023 DRUG THREAT ASSESSMENT



Prepared by:
Alabama Operations Center / Gulf Coast HIDTA
Montgomery, Alabama

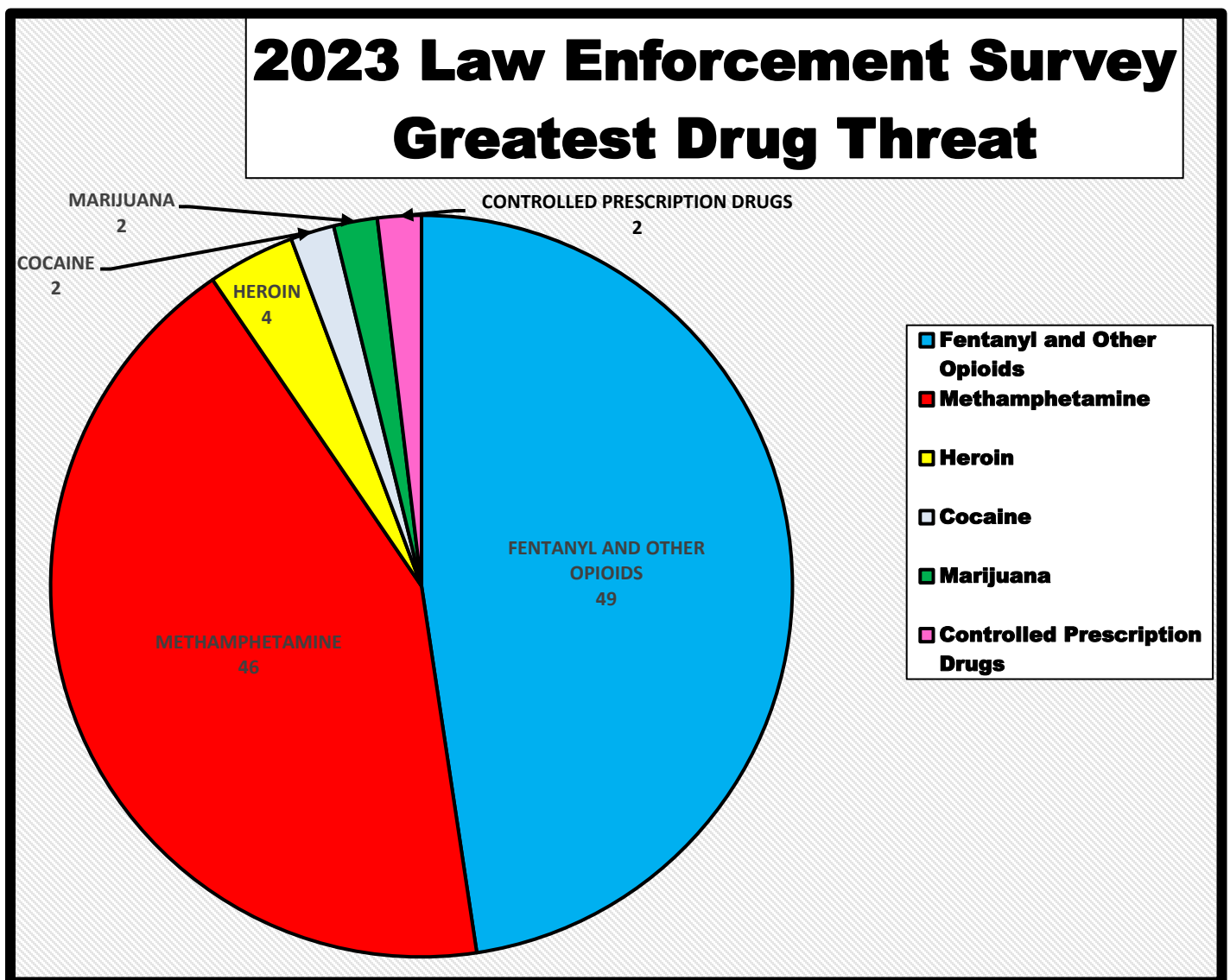
TABLE OF CONTENTS

- I.** Executive Summary
- II.** Environment and Other Related Risks
 - A. Demographics/Cultural Diversity
 - B. Economics
 - C. Other
- III.** Overview
 - A. Overall Scope of Drug Threat
 - B. Fentanyl and other Opioids
 - 1. Assessment of the Threat
 - 2. Abuse
 - 3. Availability
 - 4. Associated Crime and Violence
 - 5. Production
 - 6. Transportation
 - 7. Distribution
 - C. Methamphetamine
 - 1. Assessment of the Threat
 - 2. Abuse
 - 3. Availability
 - 4. Associated Crime and Violence
 - 5. Production
 - 6. Transportation
 - 7. Distribution
 - D. Heroin
 - E. Controlled Prescription Drugs
 - F. Cocaine
 - G. Marijuana
 - H. New Psychoactive Drugs
- IV.** Drug Trafficking Organization
- V.** Illicit Finance
- VI.** Outlook
- VII.** Methodology
- VIII.** Appendices, Tables & / or Addenda

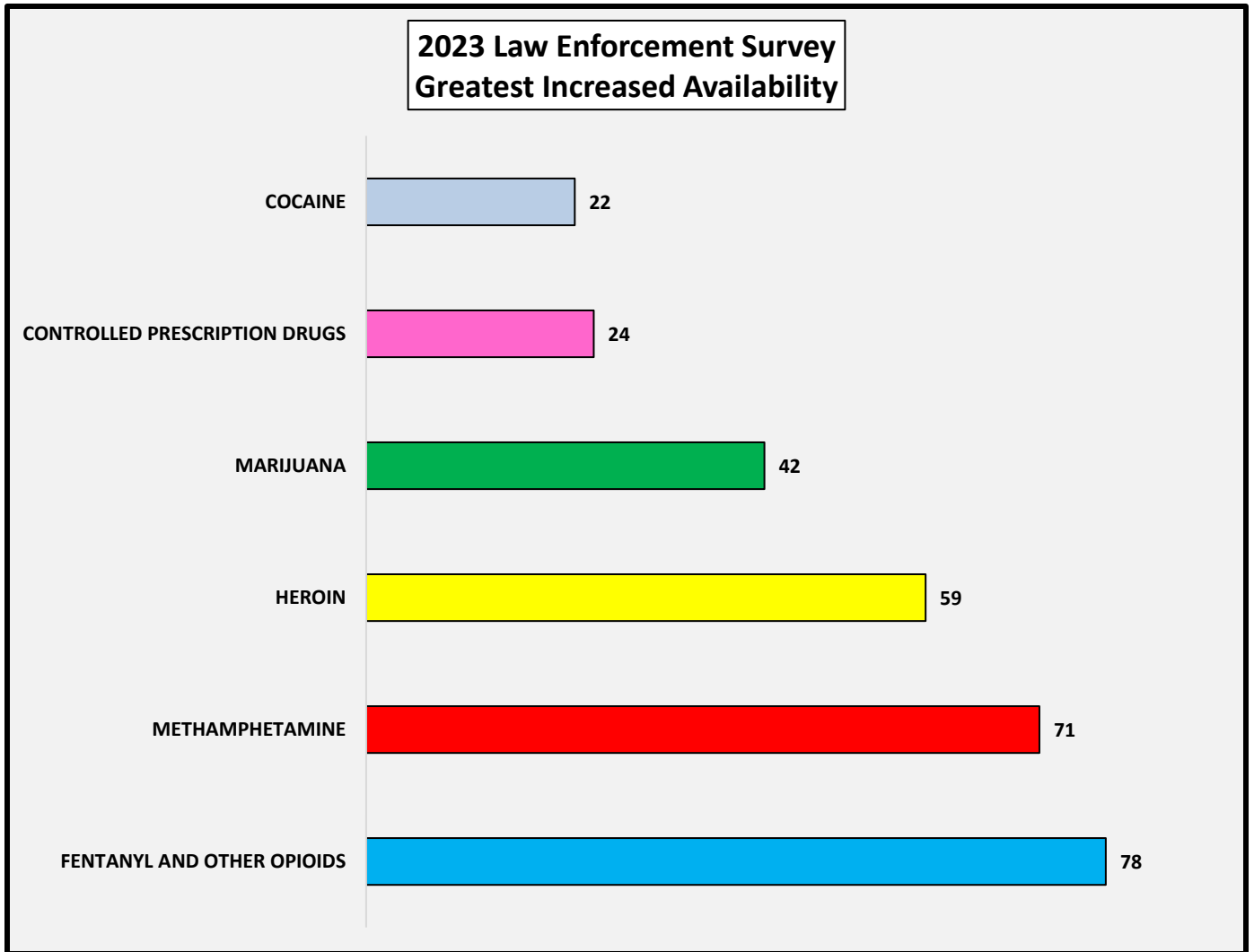
I. EXECUTIVE SUMMARY

The location of the State of Alabama makes it a convenient spot for connections to illegal drugs. With the major interstates that run across Alabama, and with the close proximity to Atlanta, Georgia, a major illegal drug distribution area for the Southeast, the illegal drug trade is very active in Alabama.

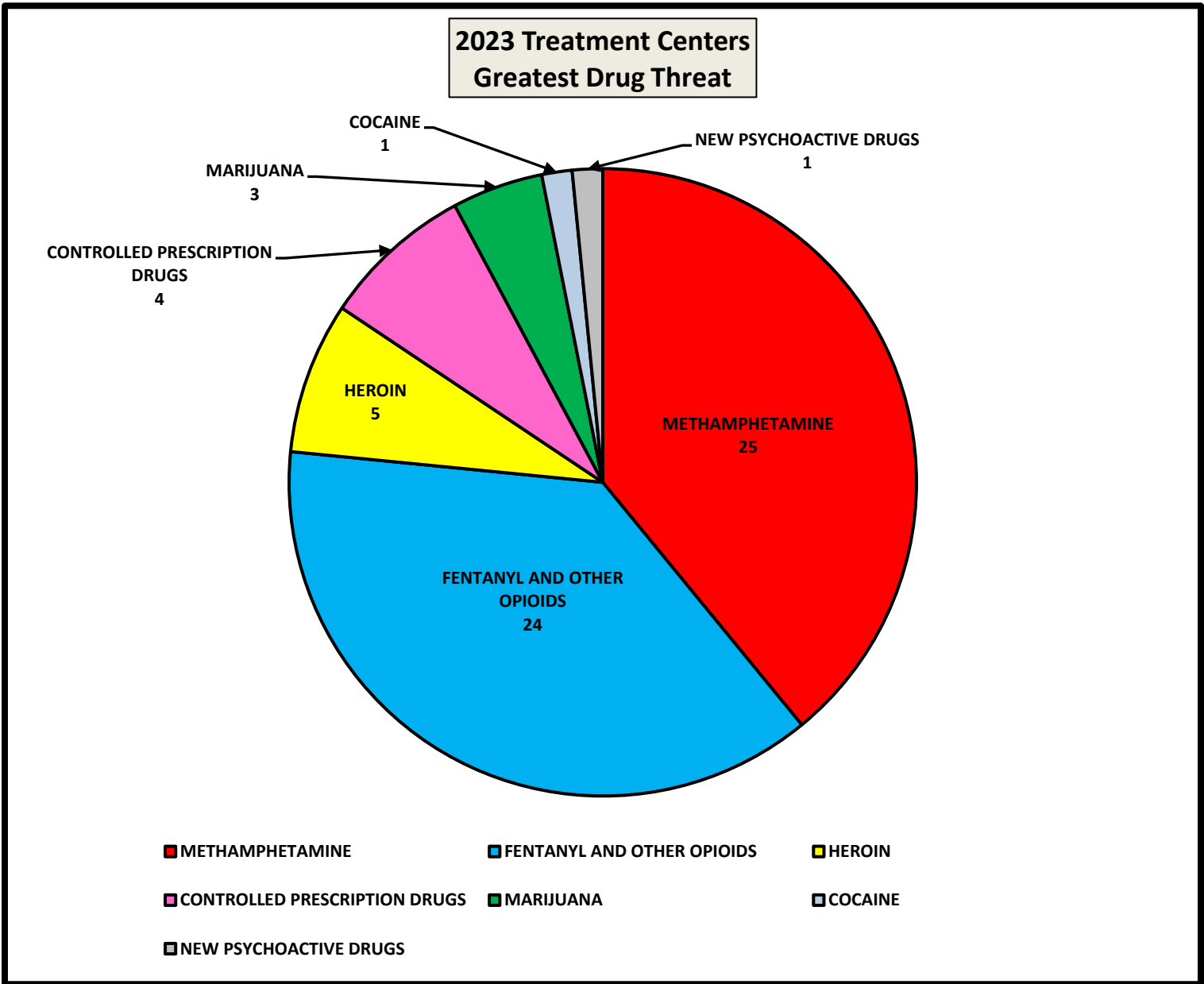
This assessment is written each year to inform law enforcement agencies of current and potential illicit drug concerns that exist in Alabama and to assist in the planning of enforcement strategies and effective utilization of available resources for future operations. The diagram below depicts the greatest drug threat as documented by results from the 2023 GC HIDTA law enforcement survey respondents. There were 105 law enforcement respondents across Alabama that answered the greatest drug threat question. This year, fentanyl and other opioids was recorded as the number one greatest drug threat across the State. (A map showing responses per agency/location is listed in the appendix). Methamphetamine which has held the number one spot for several years has fallen to number two, with heroin, cocaine, marijuana, and controlled prescription drugs following. Fentanyl and methamphetamine are continuing to show increases in abuse, and fentanyl is now being seen mixed in and/or disguised with many illegal drugs.



Law Enforcement respondents on the Survey listed the following as what they consider to be the drugs increasing as most available in their part of the State. This ranking is based on each drug and using only the increased category per drug and per law enforcement respondent.


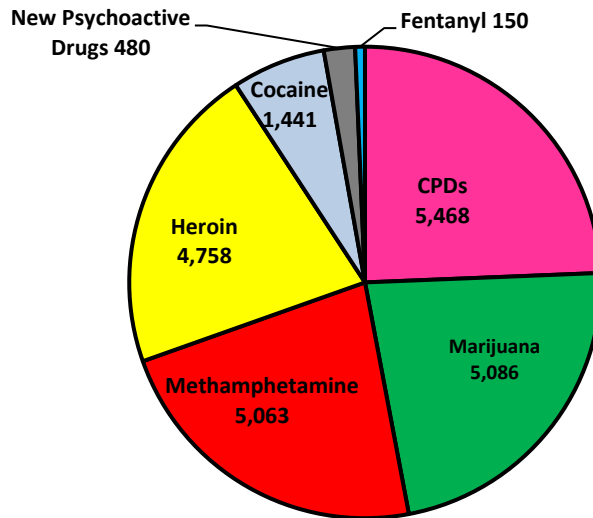


According to the 2023 GC HIDTA Treatment Survey, methamphetamine, and fentanyl are almost tied as being the drugs with the greatest threat in Alabama. Heroin is next, followed by controlled prescription drugs, marijuana, cocaine, and new psychoactive drugs (See Chart below).

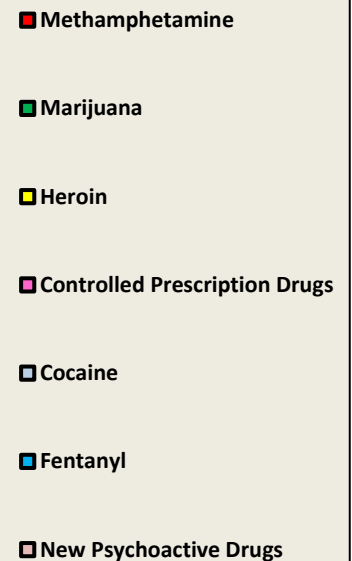
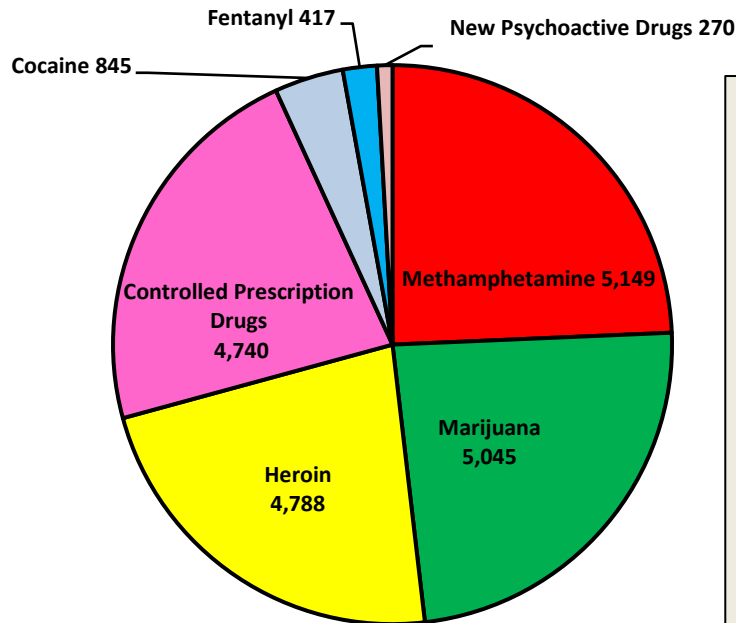


According to the Alabama Department of Mental Health, methamphetamine is the drug most commonly attributed to treatment admissions in 2021, followed by marijuana, heroin, controlled prescription drugs, cocaine, fentanyl, and new psychoactive drugs. The number of treatment admissions related to controlled prescription drugs, cocaine, and new psychoactive drugs decreased from 2020 to 2021, while methamphetamine, marijuana, heroin, and fentanyl increased. The drug with the highest admission increase was fentanyl, at 78% increase. The following diagrams depict the treatment admissions for 2020 and 2021.

2020 Mental Health Admissions



2021 Mental Health Admissions



- **Fentanyl and other Opioids**

In 2021, fentanyl and other opioids became the greatest drug threat by law enforcement, outranking methamphetamine by only 3%. Treatment and prevention respondents ranked fentanyl as the second greatest drug threat, followed closely behind methamphetamine. According to the 2023 GC HIDTA Drug Survey, forty-seven law enforcement respondents ranked fentanyl just above methamphetamine as the drug of greatest threat. The largest increase in mental health admission data was attributed to fentanyl in 2021 according to The Department of Mental Health. The overdose death rate in Alabama continues to increase. Jefferson County alone reported 316 fentanyl related overdose deaths in 2021, a 68% increase from 188 fentanyl related overdose deaths in 2020.

- **Methamphetamine**

Methamphetamine was reported as the second greatest drug threat by forty seven percent of law enforcement respondents. However, the majority (39%) of treatment and prevention respondents reported methamphetamine as their greatest drug threat in 2021. Methamphetamine was also reported as the greatest contributor to violent crime, property crime, and law enforcement resources used by law enforcement respondents. In 2021, there was one methamphetamine laboratory seizure in Alabama according to the El Paso Intelligence Center (EPIC).

- **Heroin**

Both law enforcement and treatment and prevention respondents reported heroin as the third greatest drug threat in Alabama. The Alabama Department of Mental Health also ranked heroin as the third most abused illegal drug based on treatment admissions. Law enforcement respondents also reported an increase in heroin availability, demand, and distribution in the State.

- **Controlled Prescription Drugs**

Hydrocodone (Iortab and Vicodin) and oxycodone (Oxycontin, Roxycotin) continue to be the most frequently abused pharmaceutical drugs in Alabama as reported by the Alabama Department of Mental Health. Alprazolam (Xanax) and Percocet are also heavily abused. Pharmaceutical diversion remains the primary method of obtaining pharmaceuticals; however, pharmaceuticals transported into the state by vehicle or postal packaging also persists. There is a moderate to high availability of controlled prescription drugs in Alabama according to law enforcement respondents. Law enforcement respondents also reported the level of availability, demand, distribution, and transportation remained the same this year.

- **Cocaine**

Cocaine remains available in Alabama; however, cocaine poses a lower threat compared to other illicit drugs in Alabama. Cocaine was ranked as the fourth greatest drug threat according to law enforcement respondents, and the sixth greatest drug threat according to treatment and prevention respondents on the GC HIDTA Survey of 2023. According to the Alabama Department of Mental Health admissions data, cocaine has now dropped to sixth behind methamphetamine, marijuana, heroin, and controlled prescription drugs within the Alabama Threat Assessment.

- **Marijuana**

Both law enforcement respondents and treatment and prevention respondents report Marijuana as the second most available drug in Alabama, behind methamphetamine. The Alabama Department of Mental Health lists marijuana as the number two illegal drug according to treatment admissions, based on the drugs monitored by the Gulf Coast HIDTA. Marijuana related mental health treatment admissions slightly decreased from 5,086 admissions in 2020 to 5,045 admissions in 2021. Marijuana is reported as the third greatest contributor to violent crime and law enforcement resources used in 2021. The Marijuana Eradication Program eradicated a total of 24,426 plants both indoor and outdoor in 2021.

- **New Psychoactive Drugs**

The Alabama Department of Mental Health, as well as the Department of Forensic Sciences list gamma hydroxybutyric (GHB) and lysergic acid diethylamide (LSD) as new psychoactive drugs encountered in in Alabama although not commonly. Synthetic cannabinoids such as Spice are most commonly encountered new psychoactive substance in Alabama. The Department of Forensic Sciences has seen a big increase of the synthetic drug 5-fluoro MDMB-PICA which went from 2,124.86 grams analyzed in 2020 to 9,412.29 grams analyzed in 2021. The Alabama Department of Mental Health showed a decrease in the new psychoactive drugs which went from 480 individuals seeking treatment in 2020 to 270 individuals seeking treatment in 2021.

- **Money Laundering**

Law enforcement continues to see various methods of money laundering across Alabama. According to FINCEN the most suspicious activity reports (SARs) filed in Alabama in for 2021 were from Depository Institutions. The second highest group of SARs were filed by the Money Service Businesses. The primary reason on the Depository Institutions was due to transactions with no apparent economic, business, or lawful purpose and the primary reason for Money Service Businesses was transactions below BSA recordkeeping threshold. Casino activity regarding SARs saw an increase from 159 in 2020 to 205 in 2021.

II. ENVIRONMENT AND OTHER RELATED RISKS

A. Demographic Factors/Cultural Diversity

The United States (U.S.) Census Bureau population estimate for Alabama in July of 2021 was 5,039,877 residents. This represents a 5.1% increase in population from 2010. Among the 50 states and the District of Columbia, Alabama is ranked as the 24th most populous, in the estimate for 2020.

2020 Population Race Estimates	
White	64.1%
Black	25.8%
Two or more races	5.1%
Asian	1.5%
American Indian, Alaskan native	.7%
Native Hawaiian and Other Pacific Islander	.1%
Some Other Race alone	2.7%

Source: U.S. Census Bureau

B. Economics

According to the 2019 U.S. Census Bureau estimates, Alabama’s median income is \$62,843 per year. Alabama’s leading employers include manufacturing jobs, retail sales, and health care professions.

C. Geography

Alabama covers 52,420 square water and land miles, making it the 30th largest state in the nation. It contains 1,775 miles of navigable waterways and approximately 53 miles of coastland on the Gulf of Mexico. The Alabama State Port Authority operates port facilities in Axis, Bridgeport, Claiborne, Columbia, Cordova, Demopolis, Eufaula, Mobile, Montgomery, Phenix City, Selma, and Tuscaloosa-Northport. The Port of Mobile is one of the larger ports in the country.

The primary interstates in Alabama include: I-10, I-20, I-59, I-65 & I-85, consisting of 904 miles of interstate highways. Alabama's Interstate Highway System, which includes two percent of all roadway lane miles in the state, carries 22 percent of all vehicle travel in the state. According to BLOC and EPIC statistics, the top seizure interstate reported was I-65 with a combined total of 140 stops. The interstate of I-20 showed 42 stops, and I-10 showed 23 stops.



III. DRUG THREATS AND OVERVIEW

A. Overall Scope of Drug Threat

According to law enforcement answering the GC HIDTA Drug Survey, fentanyl is the greatest drug threat in Alabama, and the overdose data certainly supports this. Methamphetamine, although not ranked as high as fentanyl is still attributed to property and violent crime in the State. Controlled prescription drugs, marijuana, cocaine, and new psychoactive drugs are listed as available but not as dangerous as fentanyl or methamphetamine. The most prominent places where DTO's obtain the drugs seen Alabama, are mainly Atlanta, Georgia or from the southwest border.

The charts below show DEA statistics on arrests, cases, drugs seized, and asset values for all offices in Alabama for fiscal year 2021. The drugs seized include marijuana, methamphetamine, cocaine, crack, heroin, and fentanyl.

2021 BIRMINGHAM DEA (TF & DIVERSION & TD)			
ARRESTS	CASE INITIATIONS	ASSEST VALUE	DRUGS SEIZED IN GRAMS
114	118	2,824,759.00	125.3 & 89.5 pills

2021 MONTGOMERY DEA (TF)			
ARRESTS	CASE INITIATIONS	ASSEST VALUE	DRUGS SEIZED IN GRAMS
18	25	462,231.00	21.1

2021 MOBILE DEA (TF & DIVERSION)			
ARRESTS	CASE INITIATIONS	ASSEST VALUE	DRUGS SEIZED IN GRAMS
40	36	25,575.00	1857 pills

2021 MONTGOMERY-DOTHAN DEA			
ARRESTS	CASE INITIATIONS	ASSEST VALUE	DRUGS SEIZED IN KILOS
18	20	21,363.00	9.7

2021 HUNTSVILLE DEA			
ARRESTS	CASE INITIATIONS	ASSEST VALUE	DRUGS SEIZED IN KILOS
27	31	199,979.00	37.1 & 100 pills

The charts below show the HIDTA statistics as reported on the quarterly reports for fiscal year 2021. The drugs seized include marijuana, methamphetamine, cocaine, crack ice, heroin, and fentanyl.

JEFFERSON COUNTY TF HIDTA OFFICE (DEA) 2021			
ARRESTS	CASE INITIATIONS	ASSEST VALUE	DRUGS SEIZED IN KILOS
46	30	1,356,591.00	72.8 & 51 pills

ALABAMA OPERATIONS HIDTA OFFICE (DEA) 2021			
ARRESTS	CASE INITIATIONS	ASSEST VALUE	DRUGS SEIZED IN KILOS
56	40	391,537.00	115.8 & 62 pills

MOBILE-BALDWIN MIT HIDTA OFFICE (DEA) 2021			
ARRESTS	CASE INITIATIONS	ASSEST VALUE	DRUGS SEIZED IN KILOS
37	24	3,456,752.00	83.8 & 1225 pills

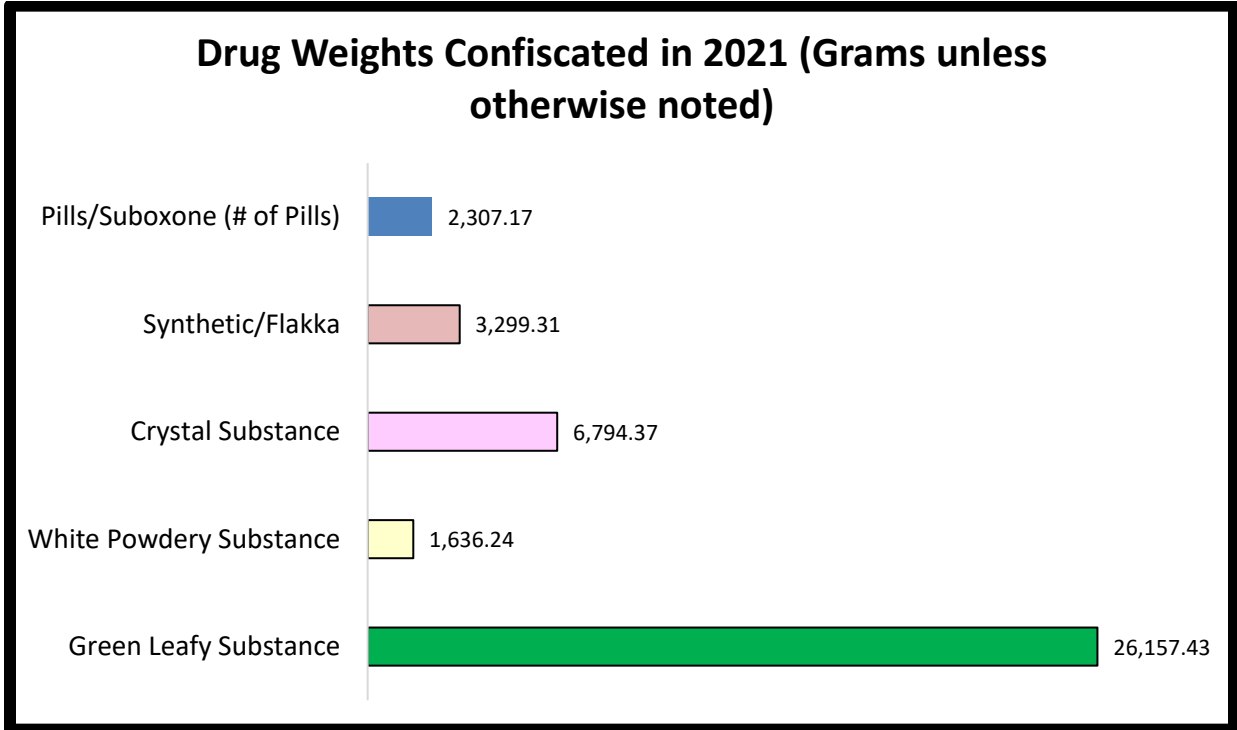
MOBILE-BALDWIN BEST HIDTA OFFICE (HSI) 2021			
ARRESTS	CASE INITIATIONS	ASSEST VALUE	DRUGS SEIZED IN KILOS
291	274	2,961,643.00	1102.81

NORTH ALABAMA DTF HIDTA OFFICE (HPD) 2021			
ARRESTS	CASE INITIATIONS	ASSEST VALUE	DRUGS SEIZED IN KILOS
321	1,089	11,877,932.00	410.9

Drug abuse in Alabama as it affects children is a serious problem. According to the Alabama Department of Human Resources, **AFCARS (The Adoption and Foster Care Analysis and Reporting System)** report, there were 1,455 children removed from residences in Alabama in 2020; that has increased to 1,658 for 2021. This statistic is very concerning since children are becoming innocent victims due to drug abuse by one or both parents in the home.

This section intentionally left blank.

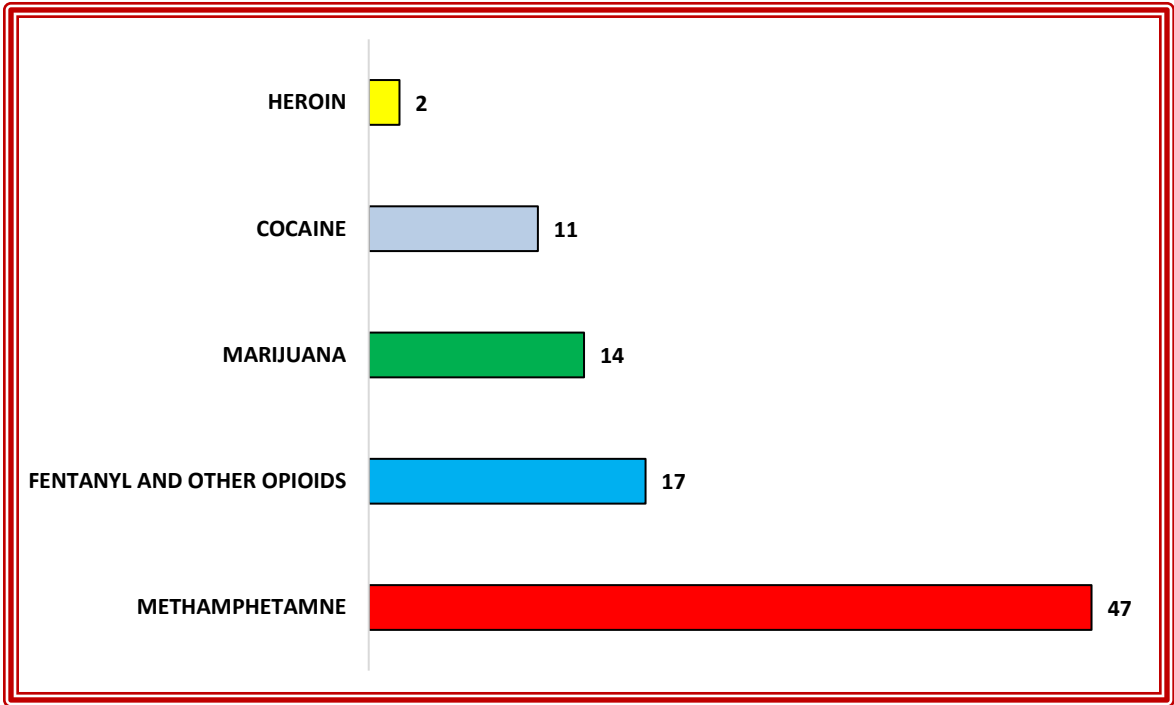
Multiple drugs are confiscated daily in the prison system of Alabama. According to the Department of Corrections the chart below depicts several types of substances that were seized in the prison system in 2021. (The amounts are in grams with the exception of the pills/Suboxone).



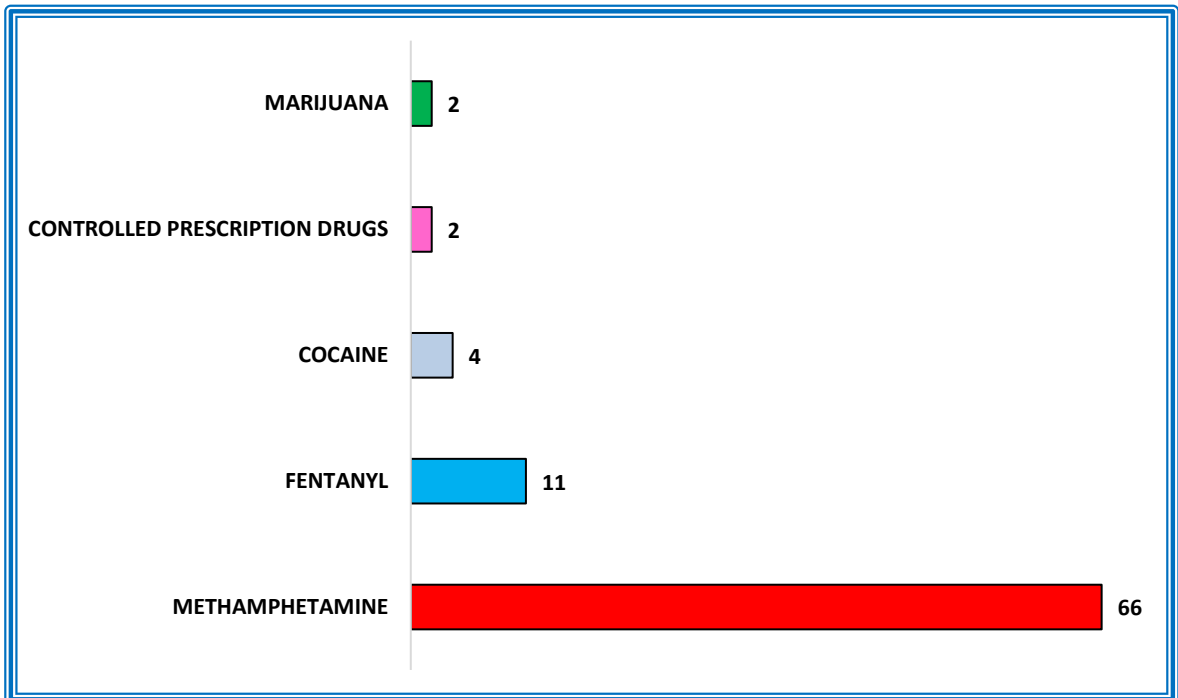
This section intentionally left blank.

Based on data gathered from the 2023 GC HIDTA Drug Survey, the graphs below depict drugs most frequently associated with violent crime and property crime in Alabama per number of law enforcement respondents. The majority of law enforcement respondents indicated both violent and property crime is most closely associated with methamphetamine use within their jurisdictions.

DRUG MOST OFTEN ASSOCIATED WITH **VIOLENT CRIME in ALABAMA**



DRUG MOST OFTEN ASSOCIATED WITH **PROPERTY CRIME in ALABAMA**



B. Fentanyl and other Opioids



1. Assessment of the Threat

According to the Alabama Department of Mental Health, there were 417 admissions into treatment centers for the abuse of fentanyl in 2021 compared to 150 in 2020, representing a 64% increase. Fentanyl is continuing to increase at an alarming rate throughout the State. In 2021, EPIC reports over 8 kilograms and 1169 dosage units of fentanyl seized in investigations in Alabama. Fentanyl has been encountered in the form of counterfeit pills as well as mixed in with multiple other drugs. The fentanyl related overdose death rate has continued to increase in Alabama in 2021. According to the department of Forensic Sciences and the Jefferson County coroner the total fentanyl deaths as reported statewide by the Department of Forensic Sciences along with the Jefferson County coroner's office are listed below:

Category	2020	2021	% Change
Fentanyl	453	1,069	↑ 135.9

2. Abuse

According to the 2023 GC HIDTA Drug Survey, Black Americans are the primary distributors of fentanyl and other opioids as reported by Alabama law enforcement respondents. For each county showing fentanyl deaths the numbers continue to grow. The tables below document statewide fentanyl deaths. The tables below document statewide fentanyl deaths:

FENTANYL OVERDOSE DEATHS 2020	
All Counties (excluding Jefferson County)	265
Jefferson County	188
TOTAL STATEWIDE	453

FENTANYL OVERDOSE DEATHS 2021	
All Counties (excluding Jefferson County)	753
Jefferson County	316
TOTAL STATEWIDE	1,069

3. Availability

Fentanyl and other opioids were reported as the drug with the greatest increase in availability according to law enforcement, with 55 percent of respondents reporting a high availability of fentanyl in Alabama. Additionally, 61 percent of treatment and prevention respondents reported a high level of use of fentanyl. Fentanyl is most commonly combined with controlled prescription drugs and heroin as reported by law enforcement.

4. Associated Crime and Violence

Fentanyl and other opioids were ranked as the second greatest contributor to violent crime and property crime by law enforcement in Alabama, with 17 percent of respondents reporting fentanyl as the greatest contributor to violent crime and 11 percent of respondents reporting fentanyl as the primary contributor to property crime.

5. Production

Fentanyl and other opioids are not produced in Alabama. Most of these opioids abused in Alabama are transported from out of state or are obtained from internet sources and shipped via parcel postal routes.

6. Transportation

The majority of the law enforcement respondents on the GC HIDTA Drug Survey reported an increase in fentanyl transportation as well as distribution over the past 12 months. Black American DTOs and Caucasian American DTOs were reported as equally responsible for the transportation of fentanyl and other opioids in Alabama. In 2021, EPIC traffic stops reported over 3 kilograms and 215 dosage units of fentanyl and other opioids seized in Alabama. Additionally, the HIDTA BLOC Watch Center reports 2.5 pounds of fentanyl were seized through Alabama highway interdiction encounters.

7. Distribution

According to the 2023 GC HIDTA Drug Survey, Black American DTOs are primarily responsible for the wholesale and retail distribution of fentanyl and other opioids, followed by Caucasian American DTOs.

****A proposed law is in the Alabama legislature that would allow FTS (Fentanyl Test Strips), to be used by the general public to test a drug before ingesting, to determine if there is fentanyl present in the substance. These strips are already being used in several states. If passed this could help reduce the number of overdoses in the State.*

This section intentionally left blank.

Example of a Fentanyl seizure in Alabama during 2021:

- On August 12, 2021, a 7th Judicial Major Crimes Unit Investigator, performed a traffic stop on I-20, westbound and seized 903 fentanyl/methamphetamine pills, 1,112 fentanyl pills, and \$4,612 in currency. The subject was arrested and stated he was traveling from Atlanta, GA to Hoover, AL.



This section intentionally left blank.

C. Methamphetamine

1. Assessment of Threat

Historically, methamphetamine is the greatest drug threat in Alabama, however, in 2021, law enforcement ranked methamphetamine as the second greatest drug threat, following fentanyl and other opioids. Treatment and prevention respondents reported methamphetamine as the primary drug threat, closely followed by fentanyl and other opioids. Methamphetamine was also reported as the greatest contributor to violent crime, property crime, and law enforcement resources used in 2021. According to EPIC, there were 288.88 kilograms of methamphetamine seized through investigations in Alabama in 2021.



The Alabama Department of Forensic Sciences analyzed the following methamphetamine-related drugs and chemicals in 2021:

	Items/Results	Grams
• Amphetamine	241	258.13
• Methamphetamine	93,318	49,793.77
• Pseudoephedrine	15	45.77
• Ephedrine	6	13.60
• Methamphetamine Hydrochloride	4	.23

2. Abuse

According to the Alabama Department of Mental Health, 5,149 individuals sought treatment at state operated or funded institutions for abuse of methamphetamine in calendar year 2021. The results and amount of methamphetamine analyzed from the Department of Forensic Science showed a decrease from 12,050 results totaling 83,480.72 grams in 2020 to 9,318 results totaling 49,793.54 grams for 2021.

According to the Alabama Poison Information Center (APIC), Children's of Alabama, the number of admissions and/or emergency room treatments across Alabama for calendar year 2021 are in the following chart.

Year 2021	Total Number of Exposure Reports ³	Emergency Department Evaluation and Discharge ⁴	Hospital Admission ⁵
Amphetamine	304	102	51
Methamphetamine	148	46	67
Ephedrine	1	0	1

1. The Alabama Poison Information Center (APIC) serves the entire state of Alabama and is fully accredited by the American Association of Poison Control Centers <https://www.childrensal.org/APIC>, 1-800-222-1222.

2. The data presented are the number of exposure reports to APIC. Reports made to the APIC may be from the general public or from healthcare providers. These data should be interpreted with caution and used only to review the general volume of exposure reports in the context of other data sources to describe drug threats. Data is not presented for counts less than ten.

3. Total number of exposure reports concerning the drug category; does not sum to total as exposure reports concerning multiple drugs are represented in each drug category (i.e., may be counted in more than one drug category).

4. Number of exposure reports for each drug category for which the patient was known to be evaluated and discharged from an emergency department; does not sum to total as exposure reports concerning multiple drugs are represented in each drug category (i.e., may be counted in more than one drug category).

5. Number of exposure reports for each drug category for which the patient was known to be admitted to a hospital; does not sum to total as exposure reports concerning multiple drugs are represented in each drug category (i.e., may be counted in more than one drug category).

6. Includes all forms (e-cigarettes, edibles, pharmaceuticals, etc.).

The NPLEX (National Precursor Log Exchange) reports the following data for Alabama in years 2020 and 2021 concerning the precursors used in methamphetamine production. A continued reduction is being seen in purchase activity. NPLEX system is helping reduce the illegal use of these substances in drugstores.

Data Years	Total Purchase Activity	Total Grams Sold	Total Boxes Sold	Blocked Purchases	Total Grams Blocked
2021 NPLEX total of amphetamine/products	662,566	1,426,285	677,341	21,516	63,859
2020 NPLEX total of amphetamine/products	663,601	1,443,533	679,727	22,894	63,782

3. Availability

The majority of methamphetamine seen in Alabama is transported into the area via the Interstate Highway System. Most of what is seen in Alabama is generally from the Southwest Border. The availability of methamphetamine continues to remain high in Alabama.

The 2023 GC HIDTA Drug Survey law enforcement respondents indicated methamphetamine has a high availability with over 70 percent reporting an increase in methamphetamine availability.

Methamphetamine Availability	
Increased	71%
Same	25%
Decreased	1%

Methamphetamine price is most often determined based on location within the state. According to law enforcement across the State, methamphetamine prices range from \$20 a gram up to \$10,000 a kilogram.

4. Associated Crime and Violence

In 2021, methamphetamine was still identified by law enforcement as the leading drug contributing to property crime, and violent crime.

5. Production

According to EPIC, there was one lab reported and the location was documented in Madison County. Most of the methamphetamine seized on the highways and in DTO investigations is Mexico-produced methamphetamine which is transported into the state.

6. Transportation

According to the 2023 GC HIDTA Drug Survey, Caucasian American DTOs are primarily responsible for the transportation of powder and ice methamphetamine via overland transportation methods into Alabama. The BLOC HIDTA Watch Center reported a total of 62.17 pounds of methamphetamine seized on Alabama highways in 2021. EPIC reported 148.42 kilograms of methamphetamine seized in Alabama traffic stops in 2021.

7. Distribution

Results from the 2023 GC HIDTA Drug Survey indicated Caucasian American DTOs are responsible for the wholesale and retail distribution of methamphetamine.

Example of Methamphetamine seizure in/to Alabama during 2021:

- On July 9, 2021, a Saraland Police Officer, performed a traffic stop on I-65 northbound and seized 37.4 pounds of methamphetamine. The driver was arrested and no travel itinerary was given.



D. Heroin

1. Assessment of the Threat

Heroin is a highly addictive drug processed from morphine, a naturally occurring substance extracted from the seed pod of certain varieties of poppy plants.

Heroin comes in several forms, the main forms being “black tar” from Mexico (found primarily in the western United States) and white/brown powder from south of the border (primarily sold in the Southeast). Most of the heroin encountered in Alabama is in the powder form.



Heroin abuse and death is continuing to decrease throughout Alabama. Medical examiners, law enforcement authorities, and mental health officials once again have seen a decrease in heroin abuse in Alabama. The deaths in 2020 and 2021 as reported by the coroner in Jefferson County and Department of Forensic Sciences statewide:

Category	2020	2021	% Change
Heroin	155	140	↓ 9.6

The overdose deaths in heroin alone in Jefferson County for 2021 was 68. For calendar year 2021 the Department of Forensic Sciences analyzed 1,289 results of heroin at an amount of 2,776.38 grams. The charts listed below show documented heroin deaths statewide.

HEROIN OVERDOSE DEATHS 2021	
All Counties (excluding Jefferson County)	72
Jefferson County	68
TOTAL STATEWIDE	140

HEROIN OVERDOSE DEATHS 2020	
All Counties (excluding Jefferson County)	82
Jefferson County	73
TOTAL STATEWIDE	155

2. Abuse

More and more individuals are seeking treatment for heroin abuse. According to the Alabama Department of Mental Health, 4,788 individuals sought treatment for heroin abuse in 2021. The number of NARCAN admissions reported in Alabama by EMS rises and drops each year according to counties involved. The following chart on the next page shows the top 20 counties with NARCAN admissions as reported by EMS. These do not represent all admissions of NARCAN since there are admissions given by private individuals who do not fall under the guidelines of EMS.

3. Availability

Forty-eight percent of the law enforcement respondents to the GC HIDTA Drug Survey reported a high availability of heroin, while 59 percent reported an increase in heroin availability. Heroin prices range from \$20 a point (single dosage unit) to \$80,000 per kilogram.

4. Associated Crime and Violence

According to the 2023 GC HIDTA Drug Survey, heroin is not a contributor of violent crime and is seldom a contributor to property crime in Alabama.

5. Production

Opium is not cultivated nor is heroin produced in Alabama. Heroin is produced primarily in Mexico, South America, Middle East, Southeast Asia, and Southwest Asia.

6. Transportation

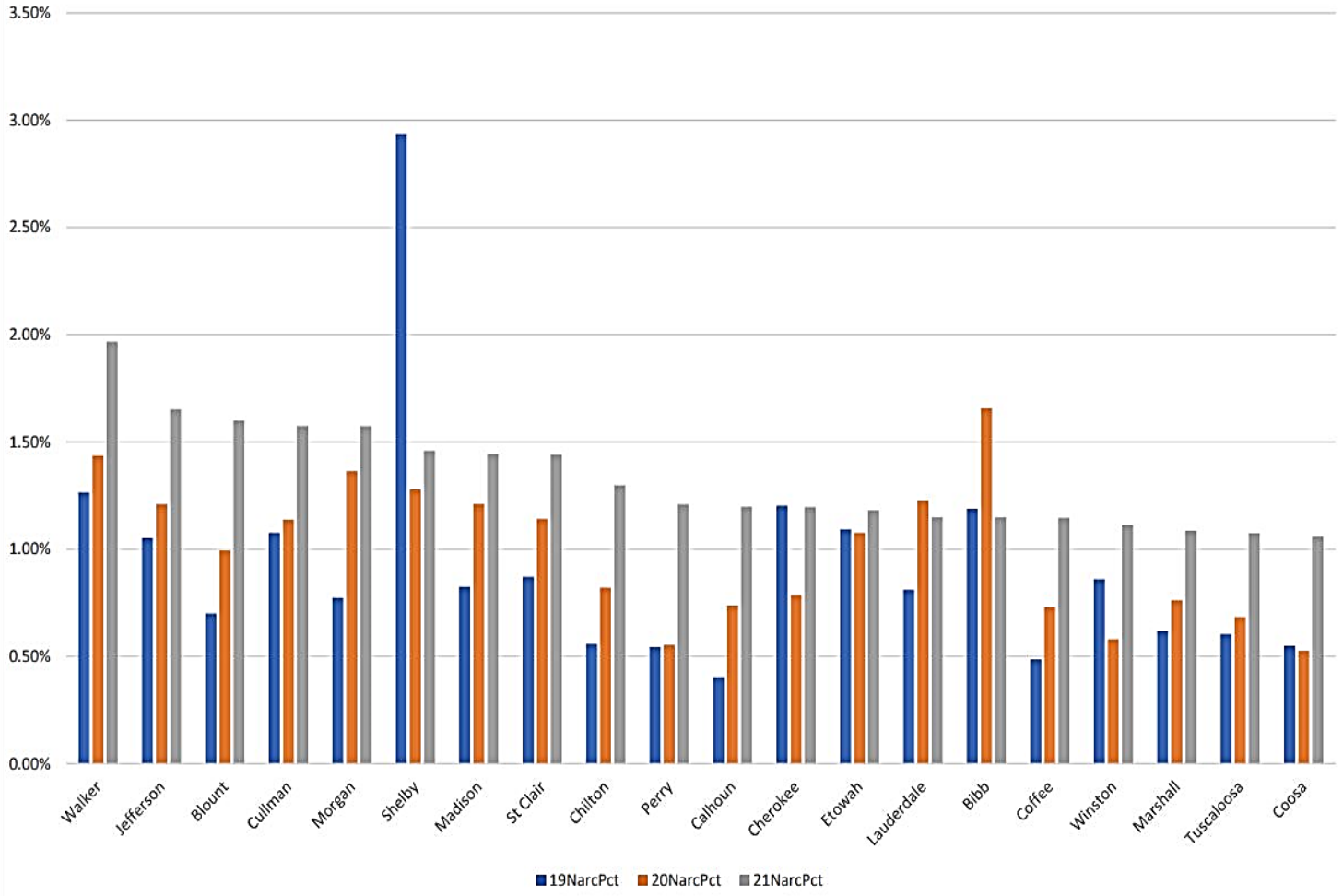
Black American DTOs are the primary transporters of heroin to Alabama. Heroin is primarily transported to Alabama overland via private, commercial, and rental vehicles. The BLOC HIDTA Watch Center reported a total of 26.25 pounds of heroin seized on Alabama highways in 2021. EPIC reported a total of 27.59 kilograms seized from traffic stops in Alabama.

7. Distribution

The 2023 GC HIDTA Drug Survey respondents indicated that Black American DTOs are the primary distributors of heroin.

This section intentionally left blank.

PERCENTAGE OF NARCAN ADMINISTRATIONS 2019-2021



Example of a Heroin seizure in Alabama during 2021:

- On July 6, 2021, a Leeds Police Officer, performed a traffic stop on I-20 eastbound, and seized 12.5 pounds of heroin. The driver was arrested and stated he was traveling from Santa Ana, CA to Charlotte, NC



This section intentionally left blank.

E. Cocaine

1. Assessment of Threat

Cocaine, both powder and crack, continues to pose a low threat to Alabama according to the GC HIDTA law enforcement and treatment survey respondents. Cocaine related mental health admissions has also decline in 2021. In 2021, the Alabama Department of Forensic Sciences analyzed 8,780.45 grams of cocaine.



2. Abuse

According to the Alabama Department of Mental Health, 845 individuals sought treatment for cocaine abuse in 2021, showing a decrease from 1,441 individuals from 2020.

3. Availability

Cocaine is readily available throughout the state. Sixty-eight percent of respondents to the survey reported the availability of cocaine remained the same in 2020. The 2023 GC HIDTA law enforcement survey responses indicated cocaine availability in Alabama is as follows:

Cocaine Availability	
	Percentage of Respondents
Decrease	7
Increase	21
Same	68[SP1]

The price of cocaine ranges from \$50 per gram to \$32,000 per kilogram as reported by law enforcement.

4. Associated Crime and Violence

The crime and violence associated with crack cocaine continues to be less of a threat compared to methamphetamine and fentanyl according to law enforcement in Alabama.

5. Production

Coca is not cultivated nor is cocaine produced within Alabama, but rather originates in South America and is transported into Alabama via hub cities along the Southwest Border and through Atlanta. Wholesale levels of cocaine are generally sold in powder form with street level retailers converting the powder cocaine to crack cocaine prior to retail.

6. Transportation

Black American DTOs are primarily responsible for the majority of the powder and crack cocaine transported into Alabama. Cocaine is transported to the area overland in private and commercial vehicles. According to the BLOC HIDTA Watch Center, 65.72 pounds of cocaine was seized in Alabama during highway interdiction in 2021. EPIC reports 40.05 kilograms of cocaine seized from Alabama traffic stops in 2021.

7. Distribution

According to the 2023 GC HIDTA Drug Survey, Black American DTOs dominate the wholesale and retail distribution of crack and powder cocaine.

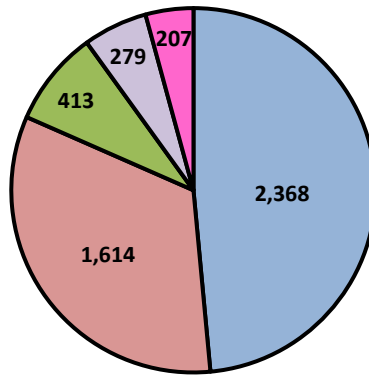
F. Controlled Prescription Drugs

1. Assessment of the Threat

Oxycontin and hydrocodone are the two most frequently abused controlled prescription drugs (CPDs) according to Mental Health statistics. There were 2,092 admissions to treatment centers attributed to hydrocodone in 2021, representing a decrease from 2,368 admissions in 2020 according to the Mental Health statistics. However, the number of admissions attributed to oxycontin increased from 1,614 in 2020 to 1,742 admissions in 2021. The number of mental health treatment admissions for each of the pharmaceutical drugs listed in the charts on the next page has decreased in 2021 with the exception of Oxycodone, and Buprenorphine (Suboxone). According to Alabama Poison Information Center (APIC), Children's of Alabama there were 66 admissions to emergency rooms with 184 being reported as exposure to oxycodone abuse. For hydrocodone, they documented 216 being exposed to hydrocodone and 55 of those being admitted to the hospital.

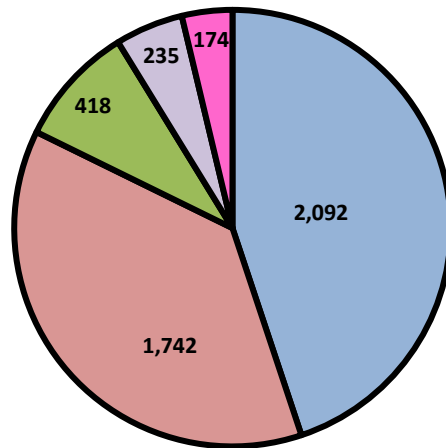


2020 Mental Health Admissions



- Hydrocodone
- Buprenorphine (Subutex, Suboxone)
- Hydromorphone (Dilaudid)
- Oxycodone
- Alprazolam (Xanax)

2021 Mental Health Admissions



- Hydrocodone
- Buprenorphine (Subutex, Suboxone)
- Hydromorphone (Dilaudid)
- Oxycodone
- Alprazolam (Xanax)

In 2021, the Alabama Department of Forensic Sciences analyzed the following pharmaceuticals:

	GRAMS/TABLETS
• Alprazolam (Xanax):	214.08 (Gms) 196 (Tab)
• Carisoprodol	0 (Tab)
• Clonazepam	12 (Tab)
• Codeine	1,381.93 (Gms)
• Diazepam	.14 (Gms)
• Dihydrocodeinone (Hydrocodone)	2,077.08 (Gms) 184 (Tab)
• Ephedrine	13.60 (Gms)
• Fentanyl	1,752.74 (Gms)
• Oxycodone	2,362.45 (Gms)

2. Abuse

According to the 2021 GC HIDTA Drug Survey respondents, Caucasian American DTOs are the primary retail distributors of CPDs as reported by 60 percent of participating law enforcement agencies.

Year 2021	Total Number of Exposure Reports ³	Emergency Department Evaluation and Discharge ⁴	Hospital Admission ⁵
Hydrocodone	216	69	55
Oxycodone	184	65	66
Hydromorphone	4	0	1
Fentanyl	52	18	15
All Benzodiazepines (including Alprazolam)	648	248	250

1. The Alabama Poison Information Center (APIC) serves the entire state of Alabama and is fully accredited by the American Association of Poison Control Centers <https://www.childrensal.org/APIC>, 1-800-222-1222.

2. The data presented are the number of exposure reports to APIC. Reports made to the APIC may be from the general public or from healthcare providers. These data should be interpreted with caution and used only to review the general volume of exposure reports in the context of other data sources to describe drug threats. Data is not presented for counts less than ten.

3. Total number of exposure reports concerning the drug category; does not sum to total as exposure reports concerning multiple drugs are represented in each drug category (i.e., may be counted in more than one drug category).

4. Number of exposure reports for each drug category for which the patient was known to be evaluated and discharged from an emergency department; does not sum to total as exposure reports concerning multiple drugs are represented in each drug category (i.e., may be counted in more than one drug category).

5. Number of exposure reports for each drug category for which the patient was known to be admitted to a hospital; does not sum to total as exposure reports concerning multiple drugs are represented in each drug category (i.e., may be counted in more than one drug category).

6. Includes all forms (e-cigarettes, edibles, pharmaceuticals, etc.).

According to the Alabama Department of Public Health, Prescription Drug Monitoring Program, there were 10,587,110 prescriptions written in 2021 for Schedule 2-4, which represents a decrease from 2020 with 10,704,902 prescriptions written. The chart listed on the following page shows the statistics as broken down by the Category/Schedule of drugs.

As listed on the DEA website the following controlled substance definitions describe the basic or parent chemical and do not necessarily describe the salts, isomers and salts of isomers, esters, ethers and derivatives which may also be classified as controlled substances. These lists are intended as general references and are not comprehensive listings of all controlled substances.

YEAR	CATEGORY	RECIPIENT COUNT	RX COUNT	QTY DISPENSED	DAYS OF SUPPLY
2021	C2	1,151,673	5,318,136	287,009,919	120,254,236
2021	C3	194,077	1,018,691	36,958,645	26,876,389
2021	C4	788,391	4,250,283	210,453,138	117,098,047

Schedule II (C2 on chart below) substances, or chemicals are defined as drugs with a high potential for abuse, less abuse potential than Schedule I drugs, with use potentially leading to severe psychological or physical dependence. These drugs are also considered dangerous. Some examples of Schedule II drugs are:

Cocaine, methamphetamine, methadone, hydromorphone (Dilaudid), meperidine (Demerol), oxycodone (OxyContin), fentanyl, Dexedrine, Adderall, and Ritalin

Schedule III (C3 on chart on chart below) substances, or chemicals are defined as drugs with a moderate to low potential for physical and psychological dependence. Schedule III drugs abuse potential is less than Schedule I and Schedule II drugs but more than Schedule IV.

Combination products with less than 15 milligrams of hydrocodone per dosage unit (Vicodin), Products containing less than 90 milligrams of codeine per dosage unit (Tylenol with codeine), ketamine, anabolic steroids, testosterone

Schedule IV (C4 on chart on chart below) substances, or chemicals are defined as drugs with a low potential for abuse and low risk of dependence. Some examples of Schedule IV drugs are:

Xanax, Soma, Darvon, Darvocet, Valium, Ativan, Talwin, Ambien

3. Availability

According to the 2023 GC HIDTA Drug Survey, 44 percent of law enforcement respondents reported CPDs as highly available while an additional 44 percent reported a moderate availability of CPDs in Alabama. According to the Prescription Drug Monitoring Program for Alabama, there has been an overall decrease in the number of prescriptions written over the past year; however, the Schedule II prescription drugs have increased from 2020.

4. Associated Crime and Violence

According to the 2023 GC HIDTA Survey, two percent of law enforcement respondents indicated that CPDs contributed to property crime while there were no respondents who indicated CPDs contributed to violent crime in Alabama.

5. Production

There are several pharmaceutical companies located in Alabama. Generics Bidco I, LLC, dba Qualitest Pharmaceuticals, Inc. which manufactures and sells prescription and over-the-counter products is located in Huntsville. Oxford Pharmaceuticals which manufactures generic drugs is located in Birmingham. The majority of the CPDs abused in Alabama are transported in from out of state or are obtained from forged prescriptions or internet pharmacies.

6. Transportation

CPDs are primarily transported via private and commercial vehicles; however, some CPDs are also shipped to the state via mail services. Caucasian American DTOs have been identified as transporting the majority of diverted pharmaceuticals into Alabama. In 2021, EPIC (traffic stops and investigations) reported 11,529 dosage units seized and 2.08 kilograms seized in Alabama. The BLOC HIDTA Watch Center reported 8,321 dosage units seized through highway interdiction efforts in Alabama in 2021.

7. Distribution

The majority of respondents of the 2023 GC HIDTA Drug Survey reported Caucasian American DTOs as the primary wholesale and retail distributors of CPDs in Alabama.

G. Marijuana

1. Assessment of the Threat

Marijuana is the second most used and available illegal drug in the state, followed by methamphetamine. Alabama has not legalized marijuana for recreational use but there are measures for medical use CBD in place. Marijuana is grown indoors, outdoors, and hydroponically in Alabama. According to the 2023 GC HIDTA Drug Survey, marijuana is primarily distributed by black Americans.



2. Abuse

Marijuana is the second most abused illegal drug in Alabama, according to the Mental Health admission data. The Alabama Department of Mental Health reported 5,045 individuals seeking treatment from marijuana in 2021, compared to 5,086 in 2020.

3. Availability

Marijuana is available from three primary sources: locally produced marijuana, marijuana produced in states that allow the production, and Mexican produced marijuana. Marijuana encountered in Alabama is transported via the interstate highway system. The majority of law enforcement respondents reported a high availability of marijuana.

4. Associated Crime and Violence

Based on the law enforcement survey respondents, marijuana is not considered a major leading contributor to violent crime or property crime.

5. Production

The temperatures in Alabama certainly allow for marijuana to be grown outdoors. According to the Marijuana Eradication team coordinated by ALEA the indoor grows are prevalent as well. According to EPIC, there were 12 plants and 236.57 kilos of marijuana seized in investigations in Alabama in 2021. The below tables show the results of the marijuana eradication team seizures and hours flown in 2021.

FLIGHT HOURS FLOWN	COUNTIES
395.8	30

MARIJUANA ERADICATION 2021		
OUTDOOR		
GROW SITES	PLANTS SEIZED	ARRESTS
32	24,128	17
INDOOR		
GROW SITES	PLANTS SEIZED	ARRESTS
11	298	13

6. Transportation

Most marijuana seized in Alabama occurs during traffic stops via highway interdiction. According to the BLOC HIDTA Watch Center, 310 pounds of marijuana was seized in traffic stops in Alabama in 2021. EPIC reported a total of 352.43 kilograms seized in traffic stops in Alabama, not including edible marijuana or synthetic marijuana. According to the 2023 GC HIDTA Drug Survey, Black American DTOs are the primary transporters of marijuana in Alabama. with the origination points mainly from the states of California and Colorado. Marijuana has been seized from all over the state and is not therefore considered concentrated to one particular area.

7. Distribution

According to the 2023 GC HIDTA Drug Survey, marijuana is distributed primarily by Black American DTOs.

Marijuana seizure in Alabama during 2021:

- On September 29, 2021, a Mobile County Sheriff's Deputy conducted a traffic stop on I-10 eastbound. The traffic stop resulted in a seizure of 20 pounds of marijuana. The driver stated he was traveling from California to Florida.



H. New Psychoactive Drugs

1. Assessment of the Threat

New Psychoactive drugs which includes PCP, LSD, GBL, and GHB are not seen as a major threat in Alabama currently. The synthetic cannabinoids which are listed in this category are showing an increase according to the Alabama Department of Forensics. The synthetic cannabinoids are drugs that are made up of mind-altering substances intended to produce a high like that of marijuana. These types of drugs act on the same brain receptors as THC and CBD do, however, since they are man-made and are a conglomeration of multiple chemicals they can become very dangerous once ingested.



2. Abuse

The presence of LSD and MDMA continues to be available in Alabama according to the Mental Health Admissions data and the Department of Forensic Sciences, however, the Synthetic cannabinoids are seen in a much greater capacity. These drugs are becoming the drug of choice and the younger generations are quickly finding access to these drugs quite easily. Alabama Poison Information Center (APIC), Children's of Alabama reported that 8 individuals were admitted to hospitals for synthetic drug abuse in 2021. The Alabama Department of Forensic Sciences has seen large amounts of synthetic cannabinoids over the

past several years (*see chart below*). According to EPIC, 10.47 kilograms and 15,790 dosage units of new psychoactive drugs were seized in Alabama from investigations and 1.37 kilograms and 209 dosage units from traffic stops in 2021. In 2021, the BLOC HIDTA Watch Center seized 227 pounds in Alabama.

3. Availability

The majority (37%) of law enforcement respondents from the 2023 GC HIDTA Drug Survey reported a low availability of new psychoactive drugs. Synthetic cannabinoids which change their chemical contents frequently in order to become legal are very easy to obtain from the retail sector.

2020 SYNTHETIC CANNABINOIDS ANALYZED BY ALABAMA FORENSIC SCIENCES		
DRUG	NUMBER OF RESULTS	GRAMS
XLR-11	32	420.69
5-FLUORO-ADB	347	3,162.01
AM-2201	0	0
5-FLUORO-MDMA-PICA	0	2,124.76
AB-PINACA	11	568.54
AB-FUBINACA	18	498.06

2021 SYNTHETIC CANNABINOIDS ANALYZED BY ALABAMA FORENSIC SCIENCES		
DRUG	NUMBER OF RESULTS	GRAMS
XLR-11	6	123.53
5-FLUORO-ADB	79	1,093.22
AM-2201	1	3.06
5-FLUORO-MDMA-PICA	116	2,376.33
AB-PINACA	3	210.03
AB-FUBINACA	10	8.98

4. Associated Crime and Violence

New psychoactive drugs are not reported according to the GC HIDTA Drug Survey as a contributor to either violent or property crime.

5. Production

Most dangerous drugs are not produced in Alabama.

6. Transportation

According to the 2023 GC HIDTA Drug Survey, Caucasian American DTOs are the primary transporters of new psychoactive drugs. These DTOs transport via the highways and mail as the main source of transportation.

7. Distribution

The most prominent areas for distribution continue to be social gatherings of the younger generation; however, there are the individual dealers that sell new psychoactive drugs on the street as well. The internet has also become an easy way to obtain these drugs for a drug abuser.

Example of a new psychoactive drugs drug seizure in Alabama during 2021:

- The Etowah County Drug Enforcement Unit seized a large quantity of ecstasy pills as well as other drugs and guns in 2021.



This section intentionally left blank.

IV. DRUG TRAFFICKING ORGANIZATION

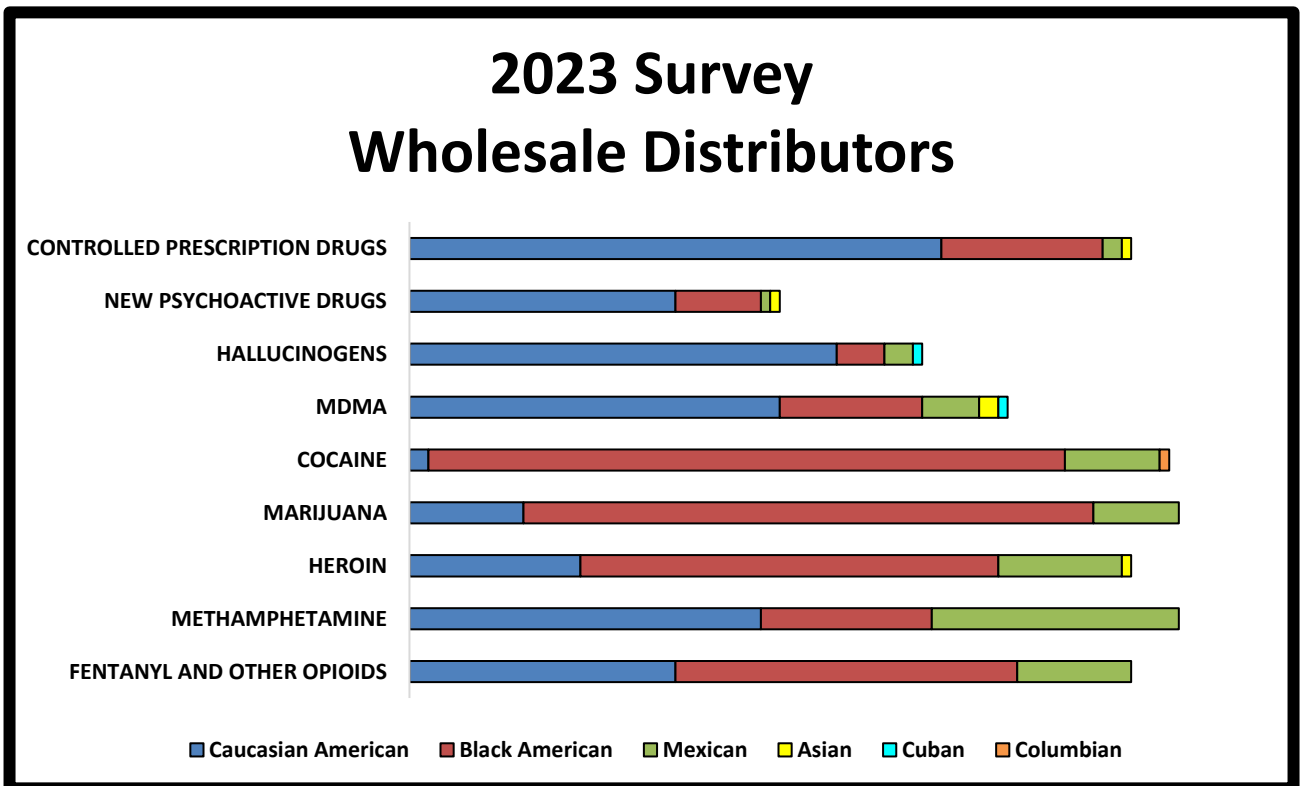
Drug Trafficking Organizations (DTOs) are the primary subjects who control the main drug distribution details in a defined area whether it be locally, regionally, nationally or internationally. Within Alabama, these groups can vary widely depending on where the source of the drug and who or how that particular drug is distributed in a specific area. For the purpose of this Assessment, the main source of the majority of the drugs in Alabama as well as who the main groups are that are primarily responsible for their distribution is stated below.

a. Sources of Drugs

Fentanyl is mostly encountered transported from Mexico into Alabama. According to 77 percent of law enforcements respondents from the survey, the availability of fentanyl is increasing in their area. Methamphetamine in Alabama is mainly sourced directly from Mexico. Heroin is mainly sourced from Mexico as well as California. Cocaine which has varied in availability over the years is mainly sourced from the Southwest Border. Marijuana is mainly sourced from Colorado and California where the laws on producing and selling marijuana are legal as opposed to Alabama. Diverted pharmaceuticals as well as new psychoactive drugs are mainly be sourced from the internet or dark web.

b. Groups in Alabama distributing the drugs

The following chart documents the main criminal groups according to law enforcement respondents responsible for the wholesale distribution of drugs in Alabama. As the chart below documents, Black American DTOs are primarily responsible for the cocaine, marijuana, heroin, and fentanyl being distributed, while Caucasian American DTOs are primarily responsible for CPDs, hallucinogens, new psychoactive drugs, MDMA, and methamphetamine. Mexican DTOs also show a strong presence with methamphetamine distribution in Alabama.



V. ILLICIT FINANCE

Ways to launder money from drug proceeds will always be something that DTOs are looking for in order to elude law enforcement. The top SAR Activity for Alabama in 2021 is the Depository Institutions. Money Service businesses via SAR reports are standing at number two for Alabama. In 2021, the BLOC HIDTA Watch Center reported a total of \$2,284,949.00 in U.S. currency seized in Alabama. According to EPIC the currency seizures from traffic stops and investigations for Alabama in 2021 totaled \$7,795,842.00.

Suspicious Activity Reports

FinCEN reported 205 SARS filed by casinos and card clubs in Alabama in 2021. The SAR totals as reported to FinCen in each category below have shown increases in every category with the exception of the Depository Institutions, and Other businesses. The chart below shows the SAR reports for Alabama as reported to FinCEN during calendar years 2020 and 2021.

FinCEN Suspicious Activity Reports 2020-2021		
	2020	2021
SAR-C (Casino and Card Clubs)	159	205
SAR-DI (Depository Institution)	62,262	29,274
SAR MSB (Money Service Businesses)	5,443	10,823
SAR (Other business)	86	24


In the SAR filings for Alabama, the Depository Institutions and the Money Service Businesses continue to top the list; however, Money Service Businesses have significantly increased in the number of SARs reported for Alabama in 2021. The below chart explains the top reasons for the SARS filed by Depository Institutions, and Money Service Businesses in Alabama.

Top Characteristics listed on SARS filed for Money Service Business	
Transaction(s) Below BSA Recordkeeping Threshold	6,042
Suspicious use of multiple transaction locations	3,681
Other Suspicious Activities	2,797
Two or more individuals working together	1,941

Top Characteristics listed on SARS filed for Depository Institutions	
Transaction with No Apparent Economic, Business, or Lawful Purpose	8,538
Check	8,544
Suspicion Concerning the Source of Funds	7,106

Example of an Alabama currency seizure for 2021:

- On September 21, 2021, a Mobile County Deputy seized \$123,350.00 in currency. The driver was arrested and his travel itinerary was from Houston, TX to Miami, FL.



This section intentionally left blank.

VI. OUTLOOK

Based on the 2023 GC HIDTA Drug Survey, fentanyl is now considered to be the most significant drug threat in Alabama for law enforcement respondents, and almost number one with the treatment and prevention respondents. Based on 2021 data from law enforcement, treatment and prevention respondents, and the mental health admission data, fentanyl appears to have a growing presence in Alabama and will continue to be readily available in Alabama. Methamphetamine remains the greatest drug threat according to treatment and prevention respondents; however, the number of respondents who reported fentanyl as the greatest drug threat has significantly increased this year. Methamphetamine will likely maintain remain the greatest drug threat in Alabama due to its contribution to violent and property crime in Alabama. Heroin is reported as the third greatest drug threat among law enforcement as well as the treatment centers. As heroin related mental health admissions continue to increase, heroin will likely remain a moderate threat in Alabama. Marijuana will continue to be widely available and in high demand in Alabama as marijuana related mental health admissions continue to increase and law enforcement continue to seize large quantities of the drug. Cocaine will continue to pose a moderate to low threat compared to other illicit drugs in Alabama as its availability, demand, and distribution as remained the same

Atlanta, Georgia, will remain the primary distribution point for drugs coming into Alabama. The state of Texas will also continue to be a prominent source for drugs in Alabama due to its location next to the Mexican border.

Hydrocodone and oxycodone will continue to remain the primary CPDs most frequently abused. Other dangerous drugs such as synthetic cannabinoids and synthetic cathinones, as well as hallucinogens and other designer drugs, will continue to be a threat to the population of Alabama. The rate at which these drugs are being seen and analyzed by the Alabama Forensic Sciences indicates that these drugs will not be decreasing anytime soon.

Illegal drug transactions will continue to take place via the internet and dark web. All virtual currencies that are used to obtain drugs will continue to pose a threat to law enforcement in Alabama.

This section intentionally left blank.

VII. METHODOLOGY

In December 1996, the Director of the Office of National Drug Control Policy (ONDCP) designated 12 counties/parishes across Louisiana, Mississippi, and Alabama as the Gulf Coast High Intensity Drug Trafficking Area (GC HIDTA); additional counties/parishes were designated at later dates. In 2008, the GC HIDTA added four additional designated counties located in Arkansas and in 2010 the county of Shelby Tennessee was added. Northwest Florida became a member of the Gulf Coast HIDTA in 2016. Combined, the six states serve as a gateway/throughway for drugs crossing into the United States and as a transit and staging zone for drug distribution.

The 2023 Alabama Drug Threat Assessment details the drug categories of fentanyl and other opioids, methamphetamine, heroin, controlled prescription drugs, cocaine, marijuana, and synthetic / other dangerous drugs. Also included within the threat assessment are details on drug admissions/treatment given at various mental health facilities located across the state as well as statistics from Poison Control on emergency room admittance.

Sources used to create this assessment include statistics from the 2023 GC HIDTA Drug Survey, El Paso Intelligence Center (EPIC), Drug Enforcement Administration (DEA), Alabama Fusion Center, Alabama Poison Information Center (APIC), Children's of Alabama, Alabama Department of Forensic Sciences, Alabama Department of Mental Health, Alabama Department of Public Health, BLOC HIDTA Watch Center, Alabama Department of Human Resources and various law enforcement agencies who contributed individual statistics from their area.

This section intentionally left blank.

VIII. APPENDICES, TABLES AND ADDENDUMS

****The following chart documents the top counties in Alabama that provided traffic stops and the top traffic stop county of each drug as reported to EPIC for 2021.**

TOP 3 COUNTIES FOR TRAFFIC STOPS AS REPORTED BY EPIC FOR 2021	
BALDWIN	66
MADISON	28
BUTLER	18

2021 TOP TRAFFIC STOP COUNTIES FOR EACH DRUG SEIZED AS REPORTED BY EPIC			
DRUG	COUNTY	NUMBER OF STOPS	DRUG AMOUNT
MARIJUANA	BALDWIN	26	137.33 KILO
COCAINE	BALDWIN	2	22.2 KILO
METHAMPHETAMINE	BALDWIN	27	33.68 KILO
PHARMACEUTICALS	GREENE	1	366 PILLS
HEROIN	JEFFERSON	4	15.75 KILO
FENTANYL	RUSSELL	1	1.21 KILO

The following two charts includes totals accounting for all traffic stops reported to EPIC in 2021

EPIC Total Traffic Stops in Alabama for 2021 with currency, illegal drugs, controlled prescription drugs, and/or drug paraphernalia seized
227

EPIC 2021 Total of each drug and currency seized in stops	
Methamphetamine	148.42 kilos
Marijuana	352.43 kilos
Cocaine	40.05 kilos
Heroin	27.599 kilos
Fentanyl	2,015 dosages, 3.017 kilos
Controlled Prescription Drugs	689 dosages
Other Dangerous Drugs	3 dosages, 1.37 kilos
Psychotic Drugs	22 dosages, .132 kilos
Currency	3,208,159.00 dollars

The following chart references all Alabama traffic stops (drug, currency, firearm....etc.) as reported to EPIC according to the interstate location, day of the week and time of day stopped.

2021 TRAFFIC STOPS BY DAY IN ALABAMA WITH DRUG NEXUS AS REPORTED TO EPIC	
TUESDAY	49
THURSDAY	44
MONDAY	38
WEDNESDAY	37
FRIDAY	30
SATURDAY	18
SUNDAY	11

2021 TRAFFIC STOP LOCATIONS VIA INTERSTATE AS REPORTED TO EPIC	
I-20	28
I-65	91
I-85	9
I-10	13
HWY 231	9

2021 TOP TIMES FOR STOPS	
12-1 am	3
1-2 am	2
2-3 am	4
3-4 am	1
4-5 am	1
5-6 am	0
6-7 am	5
7-8 am	7
8-9 am	7
9-10 am	11
10-11 am	13
11-12 pm	25
12-1 pm	19
1-2 pm	16
2-3 pm	15
3-4 pm	24
4-5 pm	17
5-6 pm	6
6-7 pm	5
7-8 pm	13
8-9 pm	7
9-10 pm	10
10-11 pm	1
11-12 am	15

SAFETY CONCERNS / TRENDS/ OF VARIOUS DRUGS SEEN IN ALABAMA or SURROUNDING STATES or NATIONWIDE

Apple AirTags

Apple's newly released AirTag is a sophisticated tracking device, that is smaller and less expensive than other common GPS devices. The AirTag will likely be utilized by DTOs and pose new threats to law enforcement. The AirTag was released in April, 2021 and is readily available for purchase from such major retailers as Best Buy, Target, Walmart or online. Further, they are exceptionally affordable at \$30.00 for one and \$100.00 for four. Due to their small size, the AirTags can be easily concealed and could be hidden in drug shipments and tracked by criminals. These devices can be deactivated by simply removing the battery.



New Form of Fentanyl “Fetty”

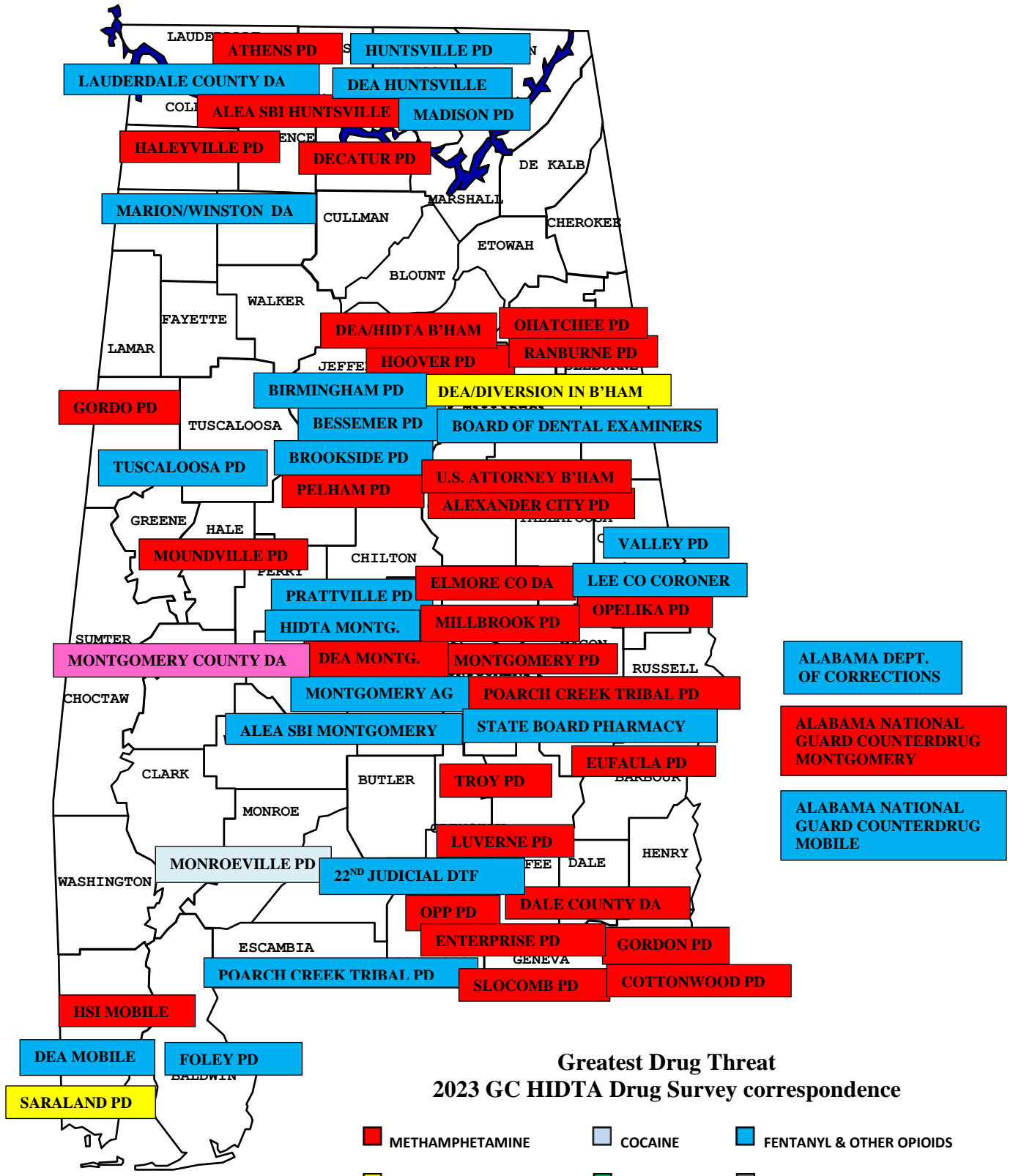
In July 2021, the DEA Phoenix Field Division, in conjunction with the Phoenix Police Department seized 30 pounds of fentanyl crystal-like rocks referred to as “fetty” or “shine”. The crystal-like fentanyl rocks had not been seen before.

Laboratory analysis identified that the crystal-like rocks contained a mixture of tramadol, fentanyl, heroin, and para-flouro fentanyl. This form of fentanyl is supposed to have a purple color but if overcooked it looks similar to black tar heroin.

There have been no reported seizures of this new form of fentanyl in Alabama or the surrounding areas. However, public safety, first responders, public health, and the general public should be aware of the dangers posed by this new form of fentanyl.



2023 GC HIDTA Drug Survey correspondence Alabama PD/DTF/Board Agencies

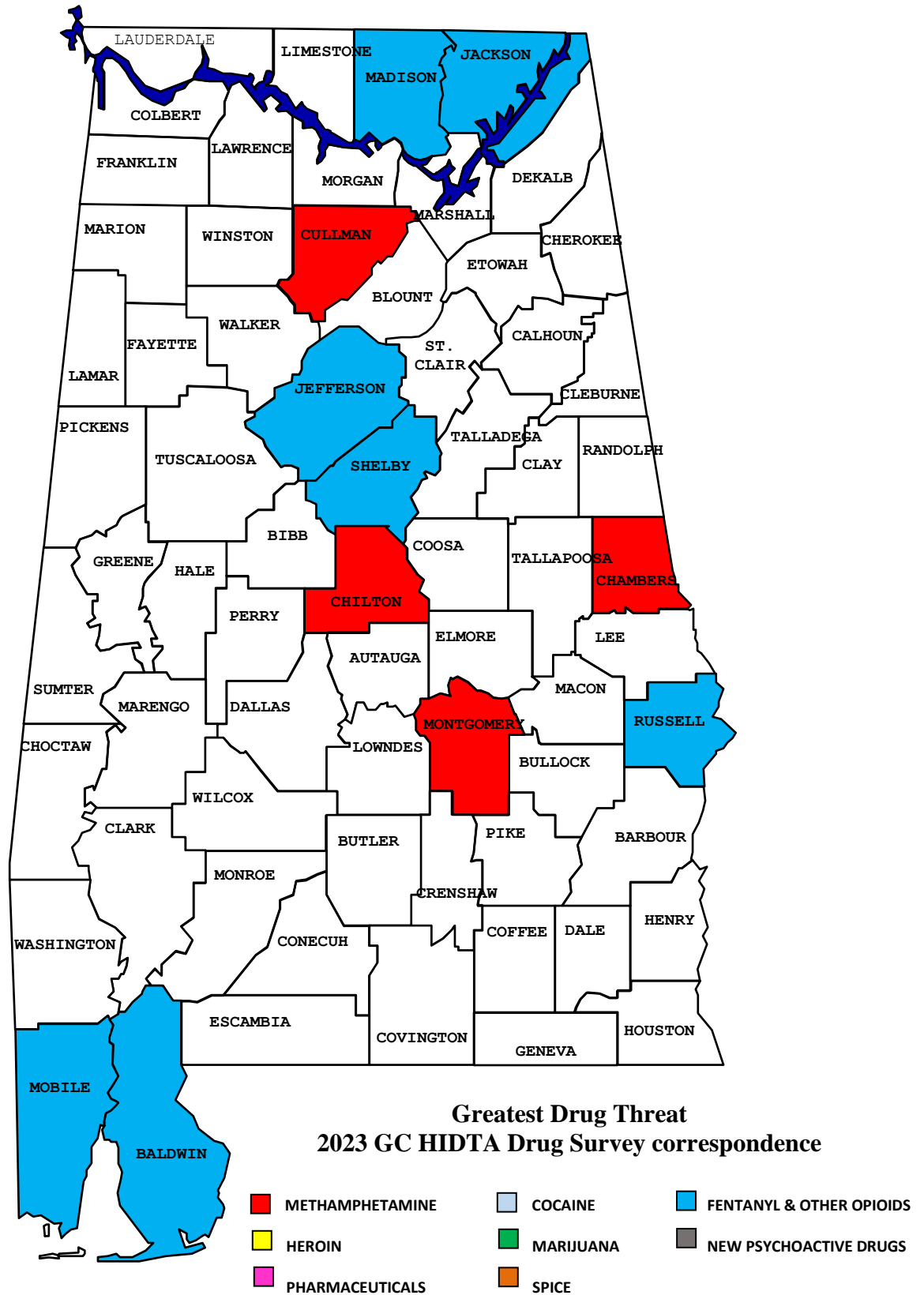


*If there is more than one answer per agency, then the answer with the most is recorded, or if only two are presented, then the first response is used.

2023 GC HIDTA Drug Survey correspondence with participants from (Local Police, State/Board Agencies, District Attorneys, DEA and Drug Task Forces).

22nd Judicial DTF	Opp PD
Abbeville PD	Pelham PD
Alabama AG	Poarch Creek Tribal PD
Alabama Board of Dental Examiners	Prattville PD
Alabama Department of Corrections	Ranburne PD
Alabama Securities Commission	Saraland PD
ALEA/SBI	Slocomb PD
Alabama National Guard Counterdrug	State Board Pharmacy
Alabama State Board of Pharmacy	Tuscaloosa PD
Alexander City PD	U.S. Attorney's Office
Athens PD	Valley PD
Bessemer PD	
Birmingham PD	
Brookside PD	
Cottonwood PD	
Dale Co DA	
DEA/Birmingham	
DEA/Mobile	
DEA/Montgomery	
Decatur PD	
Elmore Co DA	
Enterprise PD	
Eufaula PD	
Foley PD	
Gordo PD	
Gordon PD	
Gulf Coast HIDTA - Montgomery	
Haleyville PD	
Hoover PD	
Huntsville PD	
ICE/HSI/Mobile	
Lauderdale DA	
Lee County Coroner	
Luverne PD	
Madison PD	
Marion/Winston Co DA	
Millbrook PD	
Monroeville PD	
Montgomery AG	
Montgomery Co DA	
Montgomery PD	
Moundville PD	
Northport PD	
Ohatchee PD	
Opelika PD	

2023 GC HIDTA Drug Survey correspondence County Sheriff Offices

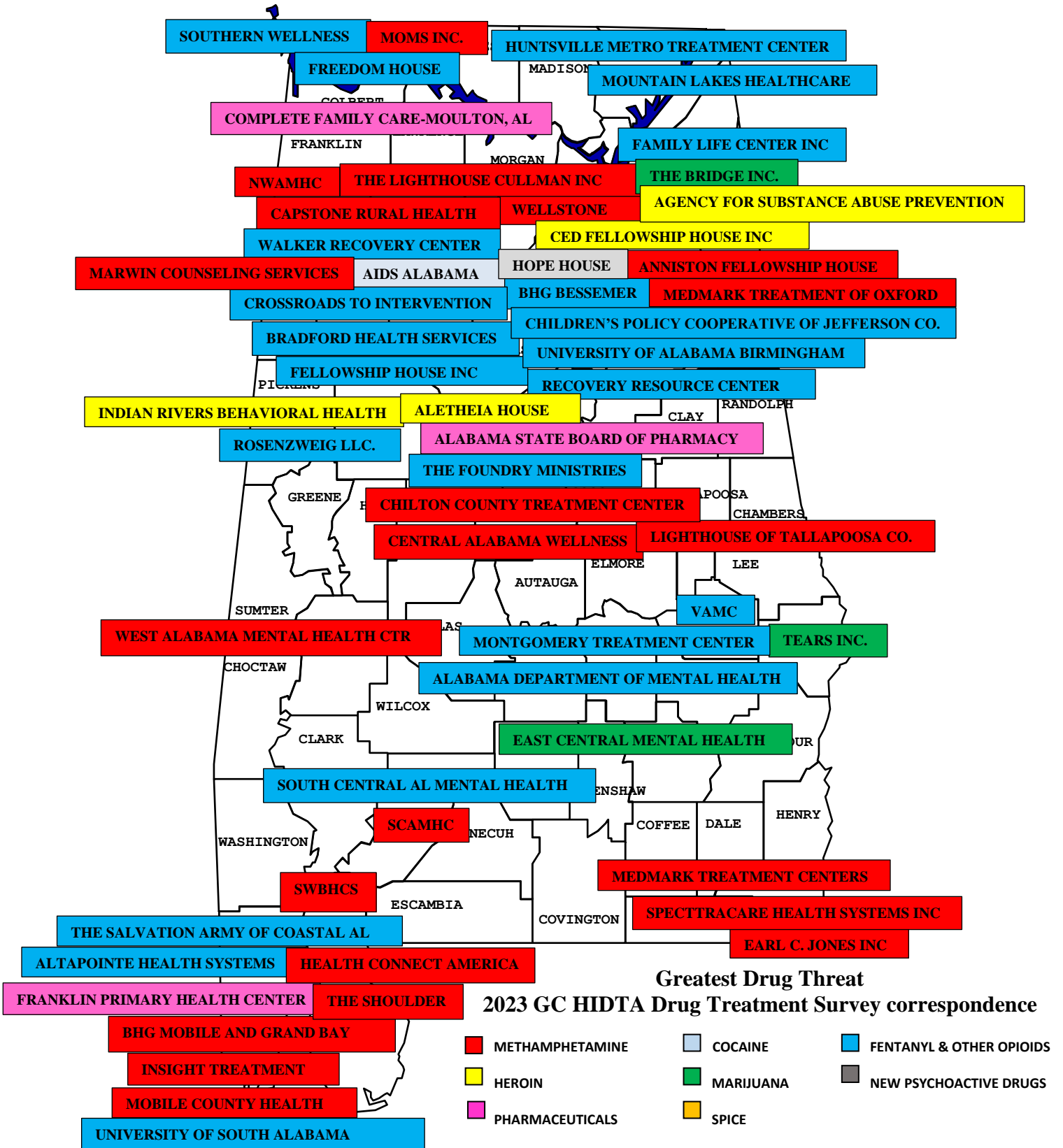


*If there is more than one answer per agency, then the answer with the most is recorded, or if only two are presented, then the first response is used.

2023 GC HIDTA Drug Survey correspondence with participates from (County Sheriffs).

Baldwin County Sheriff
Chambers County Sheriff
Chilton County Sheriff
Cullman County Sheriff
Jackson County Sheriff
Jefferson County Sheriff
Madison County Sheriff
Mobile County Sheriff
Montgomery County Sheriff
Russell County Sheriff
Shelby County Sheriff

2023 GC HIDTA Drug Survey correspondence Treatments Centers



*If there is more than one answer per center, then the answer with the most is recorded, or if only two are presented, then the first response is used.

2023 GC HIDTA Drug Survey correspondence with participates from


Agency for Substance Abuse Prevention
AIDS Alabama
Alabama Department of Mental Health
Alabama State Board of Pharmacy
Aletheia House
AltaPointe Health
Anniston Fellowship House
BHG Bessemer, Mobile, Grand Bay
Bradford Health Services
Capstone Rural Health
CED Fellowship House Inc.
Central Alabama Wellness
Children's Policy Cooperative of Jefferson Co.
Chilton County Treatment Center
Complete Family Care-Moulton, AL
Crossroads to Intervention
Cullman Lighthouse
Earl C. Jones Inc.
ECMH
Family Life Center
Fellowship House
Franklin Primary Health Center
Freedom House
Health Connect America
Huntsville Metro Treatment Center
Indian Rivers Behavioral Health
Insight Treatment Program
Lighthouse Tallapoosa County
Marwin Counseling Services
MedMark Treatment Centers
MOMS Inc.
Montgomery Treatment Center
Mountain Lakes Behavioral Healthcare
My Hope House
NWAMHC
Recovery Resource Center
Rosenzweig LLC.
SCAMHC
South Central Mental Health
Southern Wellness
TEARS Inc.
The Bridge Inc.
The Foundry Ministries
The Salvation Army
University of Alabama Birmingham
University of South Alabama
VAMC
Walker Recovery Center
WellStone
West Alabama Mental Health Center

MOTORCYCLE GANGS/CLUBS and STREET GANGS

Although there is no information relating motorcycle drugs directly to any current drug transactions in the State it is important for law enforcement to be aware of their locations and affiliations. Listed below is some of the more prominent motorcycle gang groups that are located in Alabama.

- **Outlaws M C (Motorcycle Club)**

The Outlaw Motorcycle Club has supporting chapters in Birmingham, Dothan and East Orange (FloraBama). The Outlaws M C support clubs are the Black Pistons M C, Lower Class M C, Chaotic Few M C, and the Southern Tribe M C.



(Support Clubs of Outlaws)

Black Pistons

The Black Pistons have locations in Dothan, Montgomery and Foley, Alabama



Chaotic Few

The Chaotic Few has a location in Dothan.



Lower Class

The Lower Class M C has a location in Birmingham



Southern Tribe

The Southern Tribe has a location in Geneva.



- **Bandidos M C (Motorcycle Club)**

The Bandidos M C has chapters in Birmingham, Huntsville, Mobile and Montgomery. The support club for the Bandidos M C is the Pistoleros and Alabama Riders. An individual may be a member of a support club for several years before being offered the “opportunity” of becoming a Bandido.



(Support Clubs of Bandidos) – Pistoleros/Alabama Riders/Asphalt Misfits/Cyoz

The Pistoleros M C has the following chapters: Baldwin County, Birmingham (East), Birmingham (West), Dothan, Enterprise, Huntsville, Jasper, Mobile, Phenix City and Montgomery. The Alabama Riders M C has chapters in Mobile, Walnut Grove, Montgomery, Dothan and Lacey Springs. The Alabama Riders has a support group called SYLAR (Support your local Alabama Riders). Asphalt Misfits has a chapter in Huntsville. Cycoz has a chapter on the Gulf Coast (no specific location known at this time).



(Support Club of Alabama Riders) - SYLAR



- **Devils Diciples M C (Motorcycle Club)**

The Devils Diciples M C have chapters in Albertville (Sand Mountain Chapter), Anniston, Atmore, Birmingham, Dozier, Tuscaloosa, Lillian and Mobile.



(Support Club of Devils Diciples) – Sinisters

The Sinisters M C has a chapter in Tuscaloosa.



- **Southern Brotherhood M C (Motorcycle Club)**

The Southern Brotherhood was formed from a white supremacist prison gang. In the past this group has been active in St. Clair County. Most of the logos, cuts, rockers (location listed on back patch of jacket) have “Dixie” or “DOC” listed. This MC has been known to affiliate with members of prison gangs such as Aryan Brotherhood.




- **Wheels of Soul M C (Motorcycle Club)**

The Wheels of Soul has a chapter in Birmingham and Huntsville. The membership is predominately Black Americans.



- **Outcast M C (Motorcycle Club)**

The Outcast M C has chapters in Dothan, Montgomery, Birmingham, Bessemer, and Huntsville. The Outcast is an All Black "Club".



- **Saints (Motorcycle Club)**

The Outcast M C has chapters in Brownsboro, Leighton, Florence, and Cullman. The Outcast is an All Black "Club".



- **Iron Coffins (Motorcycle Club)**

The Iron Coffins M C has chapters in Walker County as well as Ardmore, Sylacauga, and possibly Huntsville. The Outcast is an All Black “Club”.



A. Additional Sources

The following agencies contributed additional sources to the Alabama Drug Threat Assessment:

Alabama Department of Corrections (DOC)
Alabama Department of Forensic Sciences
Alabama Department of Human Resources
Alabama Department of Mental Health
Alabama Department of Public Health
Alabama Law Enforcement Agency (ALEA)
Alabama Fusion Center
Alabama Poison Information Center (APIC), Children's of Alabama
GC Watch Center, Gulfport, MS (BLOC)
Jefferson County Coroner's Office
Drug Enforcement Administration / HIDTA
El Paso Intelligence Center (EPIC)
Financial Crimes Enforcement Network (FinCEN)
U.S. Army National Guard
U.S. Census Bureau

B. Illicit Drug Prices for Alabama (2021 prices)

Cocaine (Crack)

State/Territory/District City
Price in Dollars

	Gram	Ounce
Birmingham	100	N/A
Mobile	65-100	1,000-1,400
Montgomery	60-80	800-1,000
Huntsville	50	N/A

Cocaine (Powder)

State/Territory/District City
Price in Dollars

	Gram	Ounce	Kilogram
Birmingham	80	1,100-1,800	31,000-32,000
Mobile	80-100	1,100-1,400	28,000-30,000
Montgomery	100	1200	35,000
Huntsville	50	1,200-1,500	N/A

Methamphetamine

State/Territory/District City
Price in Dollars

	Gram	Ounce	Pound	Kilogram
Birmingham	25-50	200-525	2,800-5,000	N/A
Mobile	90-100	350-525	5,500	6,000-8,000
Montgomery	20-40	250	3,000	6,500
Huntsville	50-100	250-450	3,700-4,500	8,000-10,000

High Grade Marijuana

State/Territory/District City
Price in Dollars

	Gram	Ounce	Pound
Birmingham	200		3,000
Mobile	N/A	130-200	1,600-2,400
Montgomery	20-30	180-300	2,500-3,000
Huntsville	15-30	175-250	3,000-5,000

Heroin (Brown)

State/Territory/District City

Price in Dollars

	PT	Gram	Ounce	Kilogram
Birmingham	20	65-150	1,400-2,400	45,000-55,000
Mobile	30-40	125-175	1,600-3,000	N/A
Montgomery	30	100-150	1,800-2,500	70,000-80,000
Huntsville	30	80-150	2,250	75,000

Fentanyl

State/Territory/District City

Price in Dollars

	Pill	Gram	Ounce	Kilogram
Birmingham	N/A	80-150	1,400-2,400	45,000
Mobile	30-40	N/A	1,500-4,500	N/A
Montgomery	N/A	N/A	600-1,000	20,000
Huntsville	7-20	225-250	N/A	55,000

MDMA

State/Territory/District City

Price in Dollars

	Dosage/Unit
Birmingham	10-20
Mobile	1-5
Montgomery	15
Huntsville	10-12

Spice / K2 (Synthetic Cannabinoids)

State/Territory/District City

Price in Dollars

	Package
Birmingham	N/A
Mobile	13
Montgomery	33-40
Huntsville	N/A

LSD

State/Territory/District City

Price in Dollars

	Tablets	Full Sheet
Birmingham	N/A	N/A
Mobile	N/A	N/A
Montgomery	N/A	
Huntsville	N/A	100