

Resources for Today

- Data and Surveillance Dashboard
- Risk Indicator Dashboard

– www.alabamapublichealth.gov/covid19

The image shows two screenshots from the Alabama COVID-19 website. The left screenshot is the 'Data and Surveillance Dashboard' showing a map of Alabama with county-level data and summary statistics: 493 cases, 24 deaths, 2,725 recoveries, 392,800 tests, and 18,866 employees. The right screenshot is the 'Risk Indicator Dashboard' showing a circular risk scale from High to Low, with text asking to find out what the county's risk category is.

Presenters

Scott Harris, MD, MPH
State Health Officer

Johna Cotton, DNP, CRNP
Southeastern District Clinical Director

Susan Norman, RN, Nurse Manager
General Infectious Diseases and
Outbreak Investigations Manager

Alabama Department of Public Health

Objectives

1. Review the risk dashboard - a tool for decision making
2. Ensure consistent and up-to-date COVID-19 mitigation information is being shared by county health departments with local school systems
3. Review key principles to consider for re-opening schools

Resources for Today

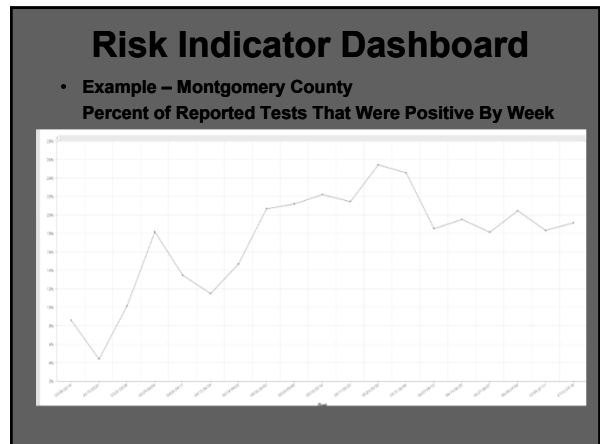
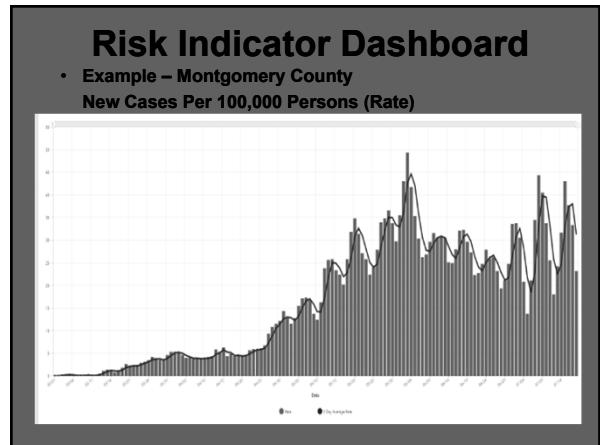
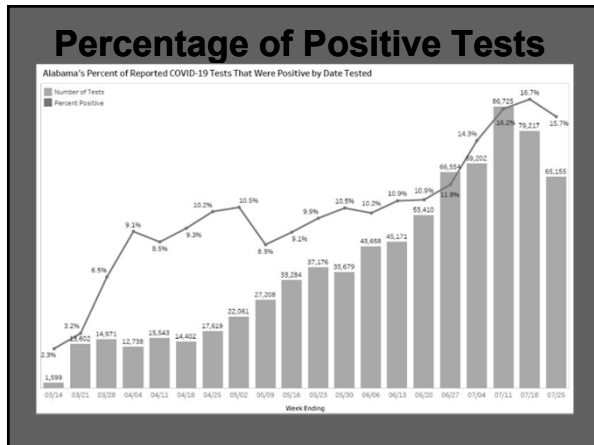

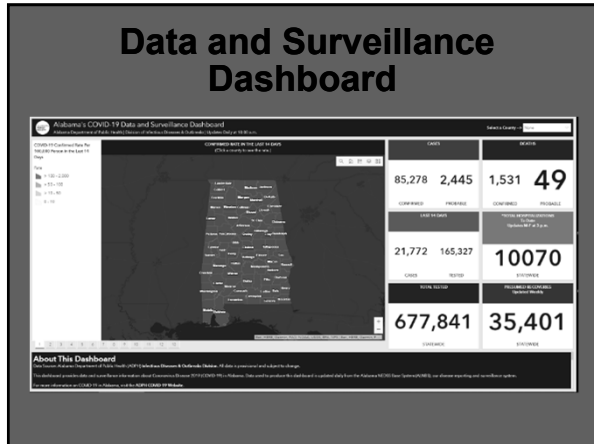
- Back to School Toolkit

– <https://adph.org/COVID19SCHOOL/COVID19SchoolToolkitRevised7.29.2020.pdf>

The image shows the cover of the 'Back to School Toolkit' PDF. It features the text 'BACK TO SCHOOL Toolkit' in a stylized font, with the Alabama Department of Public Health logo and website address at the bottom.

Objectives

4. Identify school and ADPH roles when students or staff members are positive or symptomatic
5. Understand the guidelines for isolation and self-quarantine
6. Discuss how to report positive and suspected cases to ADPH



Scenario – Student or Staff Member is Positive or ill with COVID Like Symptoms

Scenario - Student or Staff Member is Positive or ill with COVID like symptoms

Reminder: Close Contact is defined as those students/staff that have been within 6 feet for at least 15 minutes. (6/15 rule)

In order to help determine the "6 feet 15 minute" scenario, an assigned seating chart for the bus and a seating chart for the classroom will assist Public Health case investigators.

SCHOOL ROLE: For our available district role, the Healthcare Provider, school nurse, or principal should immediately report COVID-19 positive or suspect to public health using the online ADPH Report Card: <https://www.dhs.com/adph/covid19/healthcare.html>

STEP ONE: Isolation

Positive or suspected student/staff will be isolated from others in a pre-designated COVID-19 room and sent home.

If Positive or if Person/Staff will with Positive Test

Student / staff must quarantine for 10 days, only 1 day of recovery without fever or lower reducing medications.

If Symptomatic


Any sick student/staff is advised to see their healthcare provider to determine if student/staff has COVID-19 or other non-communicable disease. Please self-quarantine immediately.

STEP TWO: Identify Close Contacts to symptomatic staff or student

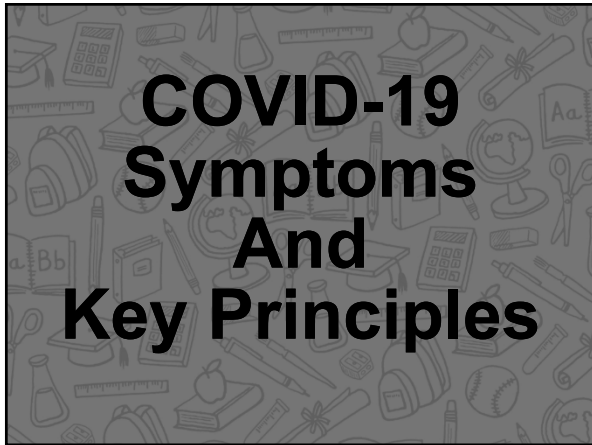
- The School Nurse will help determine who are close contacts to the positive or symptomatic student or staff.
- The close contacts will be isolated and sent home until COVID-19 is confirmed or other diagnosis is confirmed. The school may require a healthcare provider's release to return to school/work.
- If COVID-19 is confirmed, the school nurse will advise close contacts (6/15 rule, masked or un-masked) to self-quarantine for 14 days from exposure (see CDC guidelines) and monitor their health closely (refer to page 18).
- School nurse will communicate that a representative from the Alabama Department of Public Health will be contacting them.
- Appropriately clean and disinfect per CDC guidance (see cleaning and disinfecting guidelines).

Key Principles to Consider for Re-opening Schools

- Social Distancing
- Face Coverings
- Face Shields
- Seating Charts in Classrooms and Buses
- Student Movement within School




COVID-19 Symptoms And Key Principles














Key Principles to Consider for Re-opening Schools

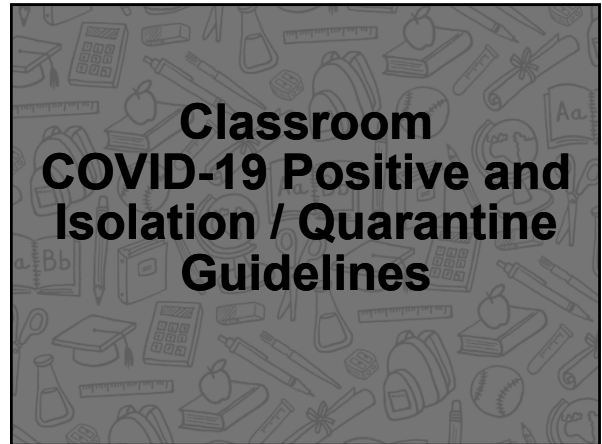
- Meals
- Hand Washing / Use of Hand Sanitizer
- Cleaning and Disinfecting



COVID-19 Symptoms and Key Principles

 Fever or Chills	 Cough	 Shortness of breath or difficulty breathing	 Fatigue
 Muscle or body aches	 Headache	 New loss of taste or smell	 Sore throat
 Congestion or runny nose	 Nausea or vomiting	 Diarrhea	

Classroom COVID-19 Positive and Isolation / Quarantine Guidelines



Classroom COVID-19 Positive and Isolation / Quarantine Guidelines

Scenario - Student or Staff Member is Positive or ill with COVID like symptoms

Scenario - Classroom and Inspective Classroom

Scenario - School Communication with Parents/Quarantines and School Staff

Scenario - Identify Close Contacts to symptomatic staff or student

Quarantine and Isolation Guidelines

- Scenario 1: Close contact with someone who has COVID-19 – will not have further close contact
- Scenario 2: Close contact with someone who has COVID-19 – live with the person but can avoid further close contact

Student or School Staff with COVID-19

Quarantine and Isolation Guidelines

- Scenario 3: Under quarantine and had additional close contact with someone who has COVID-19
- Scenario 4: Live with someone who has COVID-19 and cannot avoid continued close contact

Isolation and Quarantine Timeframes for COVID-19 for Non-Healthcare Personnel

Key Terms

Isolation separates people with an infectious disease, like COVID-19, from people who are not sick.

Quarantine separates people who were exposed to an infectious disease to see if they may become sick.

Cases include anyone who has tested positive with a molecular or antigen diagnostic test, whether or not they have any symptoms. Cases also include close contacts who develop symptoms consistent with COVID-19, but may not have been tested.

Close contact is generally defined as being within 6 feet for at least 15 minutes and includes household contacts, intimate partners, and in-home caregivers, starting 2 days before symptoms appeared or specimen collection date (whichever is earlier). Distance could be longer and time shorter, depending on the exposure level and setting.

Cases (includes symptomatic: Close Contact)

- Must be isolated for at least 10* days after symptoms first appeared and
- At least 24 hours have passed since last fever (without the use of fever-reducing medications) and
- Symptoms have improved.

Symptoms may include any of the following: cough, shortness of breath, difficulty breathing, new olfactory disorder, new taste disorder, liver (measured or subjective), dizziness, myalgia, headache, sore throat, nose/running, diarrhea, fatigue, or congestion/sore nose.

* Severely immunocompromised or persons with severe illness may be infectious beyond the 10 days and should isolate for at least 20 days. For these individuals, to end isolation early, 2 negative PCR test results, collected more than 24 hours apart may be used.

> Cases who **never developed symptoms** may discontinue isolation 10 days after the collection date of their 1st positive PCR specimen.

Recent evidence does not support retesting patients within 3 months of their first positive result, if not symptomatic. <https://www.cdc.gov/coronavirus/2019-nCoV/healthcare-isolation.html>

Close Contacts (without symptoms)

Must be quarantined for 14 days after the last/next recent contact with the case when the case was infectious. Test results, whether negative viral test or positive antibody test, cannot shorten the 14 days. Contacts that share a room/living quarters (i.e., have ongoing contact with the case) should separate if possible, but otherwise will need to quarantine throughout the case's isolation plus an additional 14 days after case is released from isolation.

Healthcare Personnel (HCP), please refer to the guidance <https://www.cdc.gov/coronavirus/2019-nCoV/healthcare-isolation.html>

7.21.2020

3 Steps to Take While Waiting for Your COVID-19 Test Results

1. Stay home and monitor your health
2. Think about the people you have recently been around
3. Answer the phone call from the Health Department

Reporting Positive or Suspected Cases to ADPH

- ## Reporting Positive or Suspected Cases to ADPH
- ADPH has an online COVID-19 Report Card that is available for reporting positive or suspected COVID-19 cases
 - www.alabamapublichealth.gov/covid19/healthcare.html
 - Identify close contacts to symptomatic staff or student

Potential Outbreak – Initial Information

- ## Potential Outbreak – Initial Information
- To report suspected or known outbreaks, please use the link below to go to the ADPH Potential Outbreak Form
 - Please complete all questions on this form
 - epiweb.adph.state.al.us/redcap/surveys/?s=CT7YLLEFMP

Cleaning and Disinfecting

