

HIV/AIDS in Minorities with Tuberculosis as a Co-Infection

Satellite Conference and Live Webcast
Wednesday, December 16, 2009
2:00 - 3:00 p.m. Central Time

Produced by the Alabama Department of Public Health
Video Communications and Distance Learning Division

Faculty

Patrick Packer
Executive Director
Southern AIDS Coalition, Inc.

Southern AIDS Coalition, Inc.

- www.SouthernAIDScoalition.org



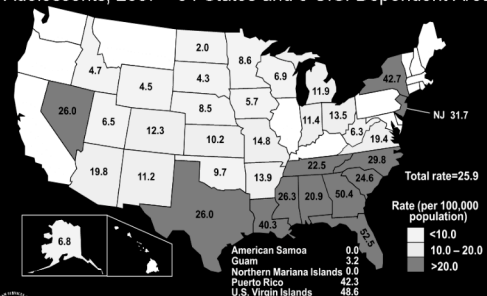
Southern Region

- Alabama
- Arkansas
- Delaware
- District of Columbia
- Florida
- Georgia
- Kentucky
- Louisiana
- Maryland
- Mississippi
- North Carolina
- Oklahoma
- South Carolina
- Tennessee
- Texas
- Virginia
- West Virginia

Diagnosed Cases

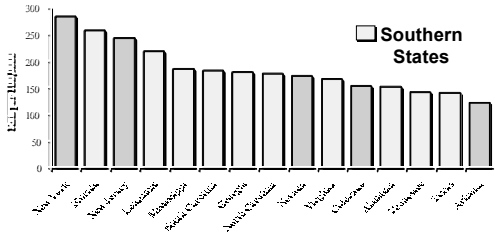
- In 2007, there were 26,347 newly diagnosed cases of HIV infection (not AIDS) in the US
 - Data from 47 states and the District of Columbia
- Of the 26,347 new diagnoses, 51.2% were diagnosed in the 17 Southern States

Estimated Diagnosis Rates of HIV/AIDS for Adults and Adolescents, 2007—34 States and 5 U.S. Dependent Areas



Estimated Rates for Persons Living with HIV Infection (not AIDS), 2007

- 34 states with confidential name based HIV infection reporting



AIDS in the South

- Southern states represent 37% of the U.S. population, but account for 40% of the persons living with AIDS and 46% of the new AIDS cases in 2007
- Of the 20 states that had the highest AIDS case rates in 2007, 11 (55%) are in the South

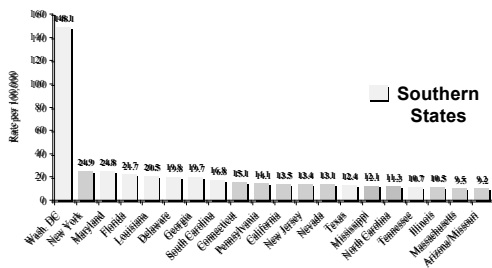
AIDS in the South

- Of the 20 metropolitan areas that had the highest AIDS case rates in 2007, 14 (70%) are in the South
- Of the top 10 metropolitan areas that had the highest AIDS case rates in 2007, 8 (80%) are in the South

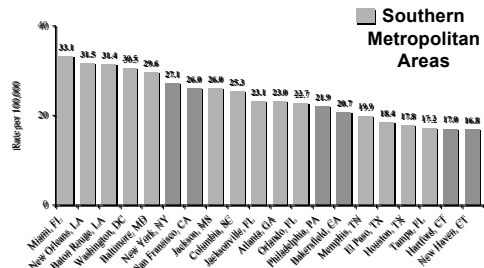
AIDS in the South

- Of the 20 states that had the highest rates of persons living with AIDS in 2007, 11 (55%) are in the South

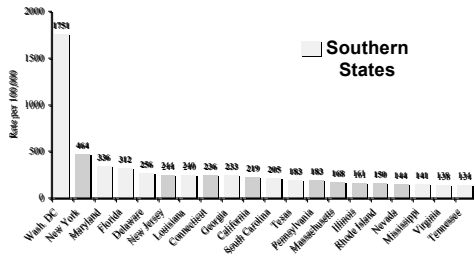
AIDS Case Rates by State 2007 Ranking



AIDS Case Rates by Metropolitan Area 2007 Ranking



Rates of Persons Living with AIDS 2007 Ranking



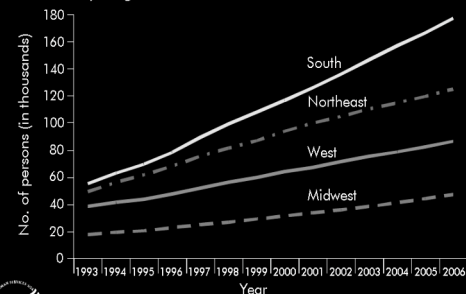
AIDS in the South

- The South has the highest number of adults/adolescents living with AIDS in the U.S.
- The number of persons living with AIDS has increased from 1993 to 2006 at a greater rate in the South than in the other regions of the U.S.

AIDS in the South

- In 2006, the Southern states had the highest AIDS rate among adults and adolescents in non-metropolitan areas with <50,000 residents and in metropolitan areas with >500,000 residents
 - The South had the second highest AIDS rate in cities with 50,000 to 499,999 residents

Estimated Number of Adults and Adolescents Living with AIDS by Region, 1993–2006—50 States and DC



Deaths Among Persons with AIDS

- From 2003 to 2007, deaths decreased in all regions of the U.S. but the South had the smallest percent decrease
 - Northeast: ↓ 30.6%
 - Midwest: ↓ 19.5%
 - South: ↓ 8.5%
 - West: ↓ 17.1%

HIV/AIDS Among African Americans

- AIDS rates among African American men in the U.S. were 81.3 per 100,000 in 2007 compared to 10.6 among white men
- AIDS rates among African American women in the U.S. were 39.8 per 100,000 in 2007 compared to 1.8 among white women

HIV/AIDS Among African Americans

- More African Americans reside in South than all other regions combined
- Over half (52%) of African Americans living with AIDS and 58% of new AIDS cases reported in 2006 among African Americans occurred in the South
 - Yet African Americans represent approximately 20% of the South’s population

Federal Funding for HIV/AIDS

- Dollars spent per person living with AIDS by Region, 2007

	Total Federal Funding for HIV/AIDS		CDC HIV/AIDS Funding		Ryan White HIV/AIDS Funding	
	Rank	\$ Spent	Rank	\$ Spent	Rank	\$ Spent
North	1	\$6,623	2	\$1,196	1	\$4,476
Midwest	2	\$6,506	1	\$1,314	2	\$4,470
South	3	\$6,215	4	\$1,035	3	\$4,439
West	4	\$5,974	3	\$1,180	4	\$4,030

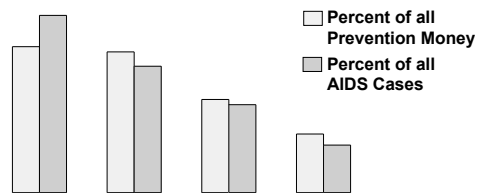
Federal Funding for HIV/AIDS

- Dollars spent per person living with AIDS by Region, 2007

	CDC - Prevention HIV/AIDS Funding		CDC - Surveillance HIV/AIDS Funding	
	Rank	\$ Spent	Rank	\$ Spent
North	2	\$712	3	\$133
Midwest	1	\$791	1	\$189
South	4	\$528	4	\$128
West	3	\$676	2	\$163

HIV/AIDS Prevention Funding, 2007

- The South has 40% of the official distribution of cases, but only 33% of the prevention funds



Southern AIDS Coalition, Inc.

- Visit us at
 - www.SouthernAIDSCoalition.org

