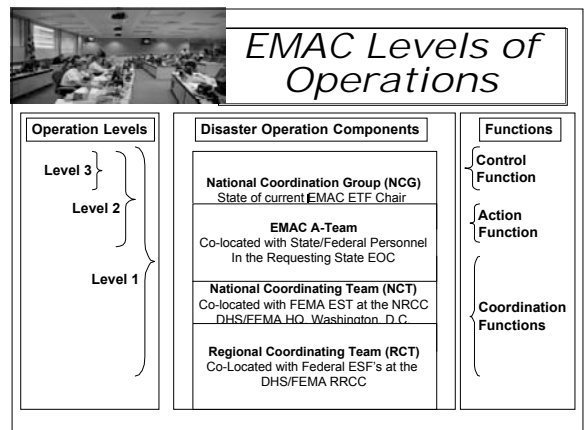
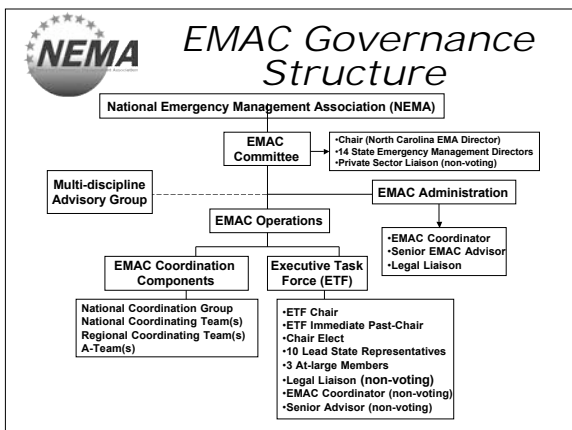


Key Legal Provisions

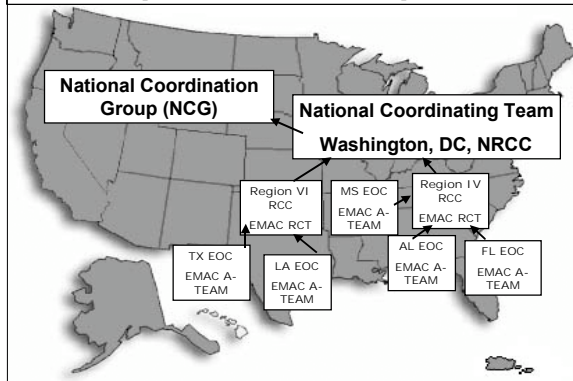
- **Article V:** "...licenses, certificates, or other permits...shall be deemed licensed, certified, or permitted by the state requesting assistance."
- **Article VI:** "Officers or employees of a party state rendering aid . . . shall be considered agents of the requesting state for tort liability and immunity purposes..."

Key Legal Provisions

- **Article VII:** "...nothing herein contained shall preclude any state from entering into supplemental agreements with another state or affect any agreements already in force..."
- **Article IV:** "...the state rendering aid may withhold resources to the extent necessary to provide reasonable protection for such state."
- **Article IX:** "... any party state rendering aid . . . shall be reimbursed by the party state receiving aid for any loss or damage to or expense incurred . . ."



Example of Level 1 Operation



The Key Players

- ✓ **The State Authorized Representative (AR)**
 - The State official positionally authorized to execute EMAC documents & obligate state resources and funds
 - The State EM director holds this position (stated in Compact language) or his/her appointee



The Key Players

- ✓ **The State Designated Contact (DC)**
 - Designated by the AR as the Primary POC for managing EMAC resource requests
- ✓ **The State EMAC Coordinator (EC)**
 - Responsible for coordinating EMAC missions



The EMAC Process...

EMAC PROCESS (simplified)

1. Governor issues state of emergency
 2. EMAC is activated (Operation level determined by NCG: Level 3 – use in house A-Team, Level 2 – request A-Team, Level 1 – A-Team with NCT and/or RCT activation)
 3. State assesses needs for resources
 4. A-Team (in-house or from other state) helps to find resources and determine costs and availability
 5. States complete negotiation of costs
 6. States complete EMAC REQ-A Form
 7. Resources are sent to Requesting State from Assisting States (mobilized)
 8. Resources are sent back to home state (demobilized)
 9. Assisting State sends Requesting State Reimbursement Package (after internal audit)
 10. Assisting State Reimbursed
- Repeated as many times as needed to fill open requests



Pre-Planning to Facilitate Access and Use of EMAC

- Establish a working relationship with your State EMAC Coordinators and Authorized Representatives in advance of the disaster!
- Establish legal process to deploy local / volunteer and private resources as “agents of the state” (Article VI)
- Organize local / state resources under state sponsorship (examples: intra-state agreements, State team composition, etc.)



Pre-Planning to Facilitate Access and Use of EMAC

- Type and credential resources based on NIMS standards
- Establish pre-deployment “packaged” and individual use equipment and personnel costs in advance
- Build capacity to deploy & operate self-sufficiently in hazardous operational environments
- Train and exercise use of EMAC procedures



EMAC Effectiveness is based on...

- Proven Nationwide Application (54 Signatories & 92 events)
- Administrative Oversight and Support Staff
 - ✓ Governance Structure & Formal Business Protocols
- Compact Provisions Solves Problems Upfront
 - ✓ Reimbursement, Licensure, Liability



EMAC Effectiveness is based on...

- A Common operating framework
 - Continuity of Operations
 - Span of Control
 - Use of Resource Typing/Packaging
 - Standard Operating Procedures
- Continual Improvement – 5 year Strategic Plan
 - Critiques/Training/Exercises/Meetings/After Action Reviews (AARs)
- Utilizing Customized Web Based Technology
- An Involved & Committed State Membership

Upcoming Programs

Preventing Falls at Home
February 6, 2008
Wednesday, 2:00 - 4:00 p.m.

**Understanding Youth Culture:
Substances of Abuse**
February 12, 2008
Tuesday, 1:00 - 3:00 p.m.

**A Guide to Working with Recent Latino
Immigrant Patients:
Sowing the Seeds of Health**
February 20, 2008
Wednesday, 1:00 - 2:30 p.m.