

ALABAMA ADULT TOBACCO SURVEY 2023

ALABAMA
PUBLIC
HEALTH

Cigarette Smoking Prevalence, Quantity, and History

13.5% of respondents were current cigarette smokers.



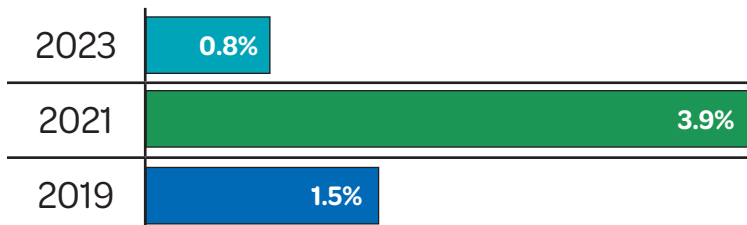
36.8% of all respondents had **never tried smoking cigarettes**, even one or two puffs.



Among current smokers, **the average number of cigarettes smoked per day** was **13.62**.



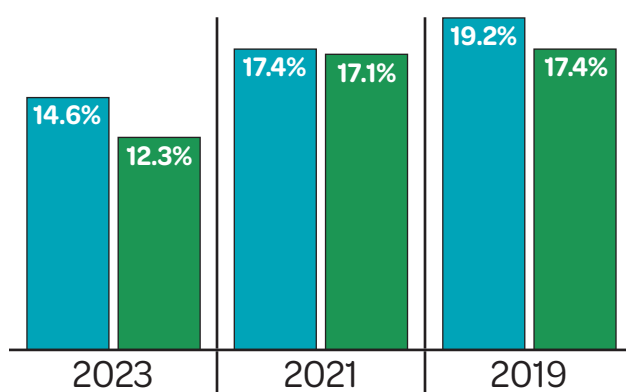
Only 0.8% of smokers had **smoked flavored cigarettes** in the past 30 days.



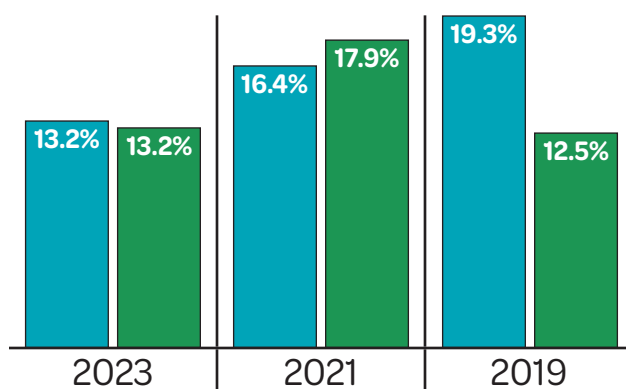
36.3% of current smokers **said they were planning to quit** within the next 30 days.



14.6% of males and **12.3% of females** were current smokers.



13.2% of whites and **12.8% of blacks** were current smokers.



The **average age for first time smoking a whole cigarette** was **16.61 years**, median of **16 years**.

2021: 16.90 years, median of **16 years**
2019: 16.04 years, median of **16 years**

58.5% of current smokers had **tried to quit smoking** in the past year, with a mean of **11.47 quit attempts** and a median of **3 attempts** among those who made any attempts.

2021: 27.2% **2019: 42.3%**