

Cervical Cancer

Satellite Conference and Live Webcast
Wednesday, January 20, 2010
2:00 - 3:00 p.m. Central Time

Produced by the Alabama Department of Public Health
Video Communications and Distance Learning Division

Faculty

Lucille Latham
Community Educator
Coffee County Family Services Center

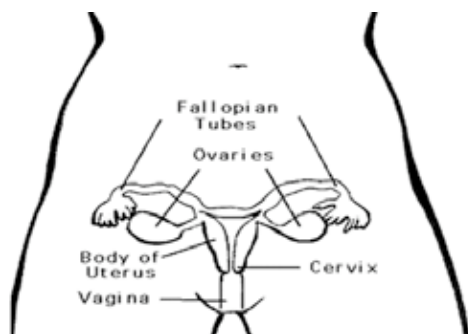
Cervical Cancer

- A disease that can be prevented or detected early
- No one should die of this disease
- Before the 1950s cervical cancer was the leading cause of death from cancer in women
- Recent advances in screening and vaccines could help the effort to wipe out cervical cancer

How Common Is Cervical Cancer?

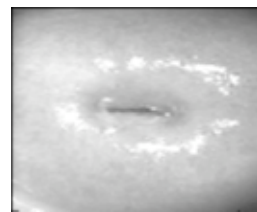
- 44,000 women were expected to be diagnosed with Carcinoma in situ in 2008
- 11,070 women were expected to be diagnosed in 2008 with invasive cervical cancer
- 3,870 women will die from cervical cancer

The Cervix



The Cervix

- The opening into the uterus (womb) and plays an important role in maintaining a normal pregnancy



What Causes Cervical Cancer?

- Human Papilloma Virus (HPV, not HIV) is transmitted sexually (in most cases)
- HPV infects cells on the cervix
- In most cases (90%) a person's immune system kills the virus
 - Most people never even know they have the infection

What Causes Cervical Cancer?

- However, if the HPV virus is not killed but hangs around, it can cause pre-cancer which then develops into cancer

Who Gets Cervical Cancer?

- Any woman who has sex can get cervical cancer
- Most women who have had sex have been infected with HPV at some time in their life

Risk Factors

- Persistent HPV infection
- Early onset of intercourse
 - Exposed to HPV virus at a vulnerable time, because of changes in cervix in an adolescent
- Multiple sex partners
 - More likely to be exposed to HPV

Risk Factors

- Smoking
 - Increased chance of HPV infecting the cervix and causing pre-cancer

Two Types of HPV

- Low Risk
 - Infections can cause genital warts
- High Risk
 - Sometimes if the high-risk type of HPV does not go away on its own, it may cause pre-cancerous or abnormal cells to form

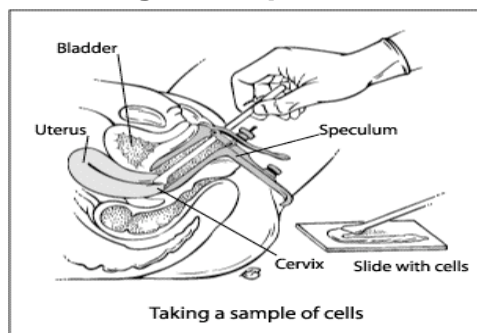
How Do You Know If You Have Cervical Cancer?

- Cervical cancer/early cervical pre-cancers often have no signs/symptoms
- If you have any of these symptoms, call your doctor right away
 - Unusual discharge from the vagina
 - Blood spots or light bleeding when you are not having a period
 - Bleeding or pain during sex

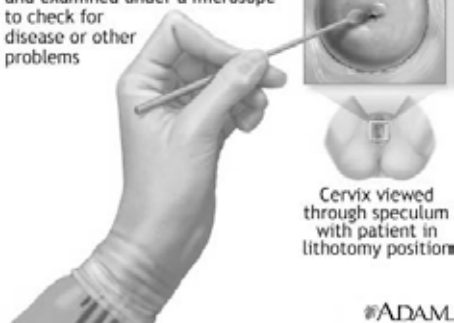
What Is a Pap Test?

- Doctors use the Pap Test to see if there are any cell changes
- The Pap test looks at a sample of cells from your cervix to see if there are any abnormal cells
- This test is a good way to find cancer cells and cells that might become cancer in the future

Taking a Sample of Cells



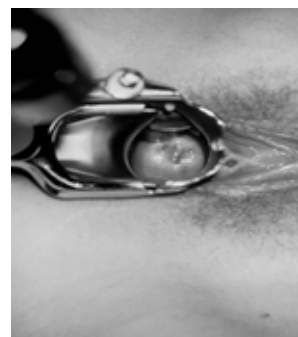
Pap smear:
cells are scraped from the cervix
and examined under a microscope
to check for
disease or other
problems



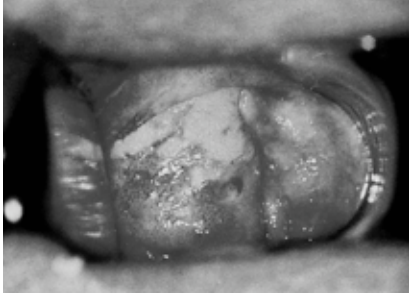
How Should I Prepare for a Pap Test?

- Do not have a Pap test while you are having your menstrual period
- Do not use feminine deodorant, tampons, birth control foams, jellies or vaginal creams 48 hours before the test
- Do not have sex for 48 hours before the test

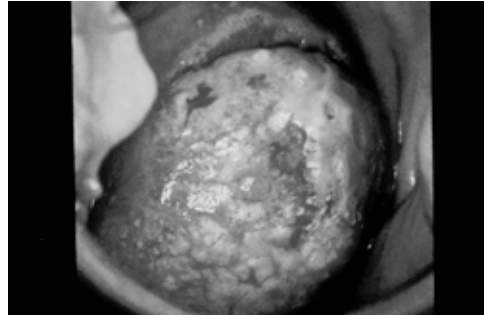
Normal Cervix



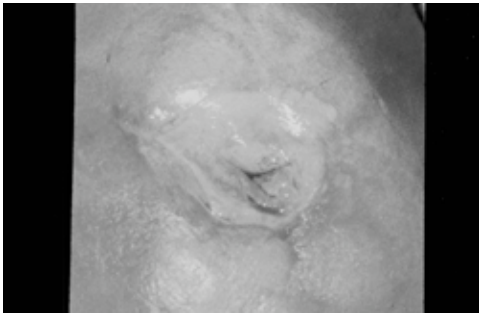
Carcinoma In Situ on the Vaginal Wall



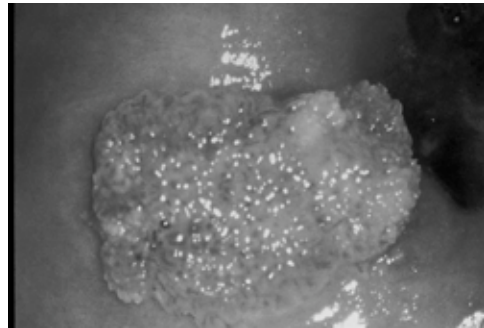
Invasive Cervical Cancer




Flat Condyloma on Cervix



Dysplasia



Raised Condyloma



Guidelines for Cervical Cancer Detection

- First Pap test 3 years after onset of intercourse or age 21, whichever comes first
- Conventional Pap test annually
- After age 30, may consider Pap test and HPV test and if both negative, can wait 3 years before next test

Guidelines for Cervical Cancer Detection

- Women 70 years of age and older who have had 3 or more normal Pap test results and no abnormal results in the last 10 years may choose to stop screening

Guidelines for Cervical Cancer Detection

- Screening after total hysterectomy (with removal of cervix and uterus) is not necessary unless surgery done as treatment for cervical or pre-cancer
 - Women who have had a hysterectomy without removal of cervix should continue to follow guidelines above

Treatment for Pre-Cancer

- Pre-cancer
 - LEEP
 - Cryotherapy
 - Laser
 - Conization
 - Hysterectomy
 - Cure 100%!

LEEP

- After you are given a local anesthetic, the surface of the cervix is removed with an electric wire loop
- New healthy cells grow back
- This treatment may be used if the abnormal area is large

Cryotherapy

- The surface of the cervix is frozen
- The abnormal cells peel off and new healthy cells grow back
- You may have mild cramps during the procedure
- The treatment may be used if the abnormal area is small

Laser

- After you are given a local anesthetic, a beam of light is used to remove the surface of the cervix
- New healthy cells grow back
- This treatment may be used if the abnormal area is large

Conization

- After you are given an anesthetic, a cone-shaped area of the cervix is removed to get rid of abnormal cells inside and outside of the cervix
- New healthy cells grow back
- This treatment is used if the abnormal area is hidden or very severe

Conization

- After any of the aforementioned procedures you will have spotting and discharge

Hysterectomy

- The uterus is surgically removed
- This procedure is done in the hospital
- You will be given either a regional or general anesthetic
- You will no longer have periods or be able to get pregnant

Treatment for Cervical Cancer

- Surgery
- Radiation
- Chemotherapy
- Cervical Cancer Vaccine

Prevention

- Delay onset of intercourse
- Limit number of partners
- Don't smoke

What Is a Vaccine?

- Prevention
- Stimulates the body to attack before it gets infected

What is the HPV Cervical Cancer Vaccine?

- Stimulates the body to attack HPV if you are exposed to it, before it can cause pre-cancer or cancer of the cervix

Recommendations

- Age 9-26
- 9-18 is the best time for the vaccination
- 18-26 effectiveness decreases with the number of sexual partners

Cervical Cancer

- Most cervical cancer is preventable
- Early detection of abnormal cell changes is important
- Cervical cancer is rare and is almost always prevented through regular screening and treatment of pre-cancerous changes

For More Information

- Centers for Disease Control and Prevention
 - 1-800-232-4636
 - <http://www.cdc.gov/std/hpv/STDFact-HPV-vaccine.htm>

ABCCEDP Information

- 1-877-252-3324

