

# CHARACTERISTICS OF LABORATORY-CONFIRMED CASES OF COVID-19

ALABAMA  
PUBLIC  
HEALTH

## 119,289

LABORATORY-  
CONFIRMED CASES

## 14,801

TOTAL  
HOSPITALIZATIONS

## 2,144

COVID-19  
DEATHS

TOTAL TESTED

## 959,309

DIAGNOSTIC

## 54,774

ANTIBODY

CLINICAL AND  
EPIDEMIOLOGIC  
CHARACTERISTICS



In ICU	1,525
On Mechanical Ventilation	839

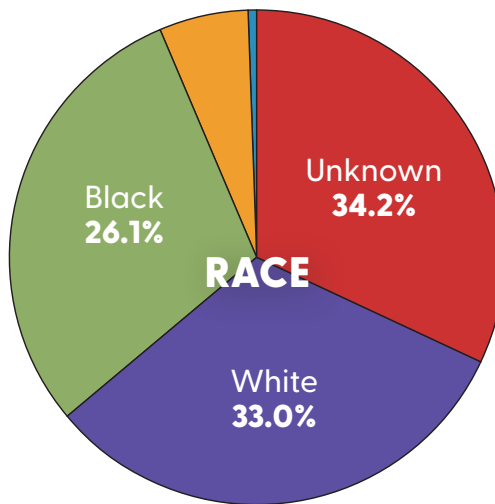
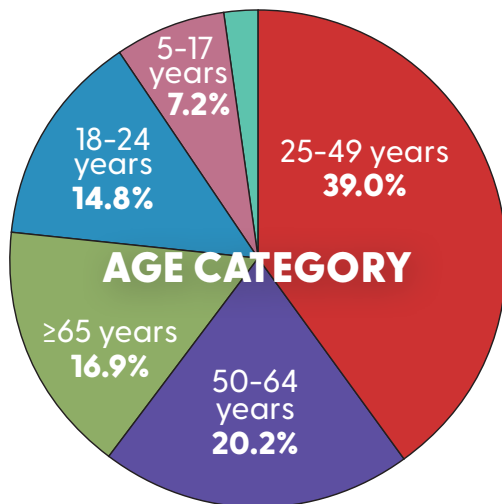


Healthcare Worker (Hospitals and doctor's offices)	7,028
---	-------



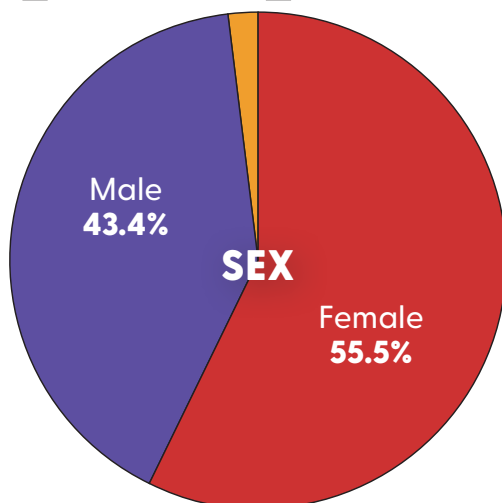
Long-Term Care Facility Employee	2,776
Long-Term Care Facility Resident	5,436

DEMOGRAPHIC CHARACTERISTICS

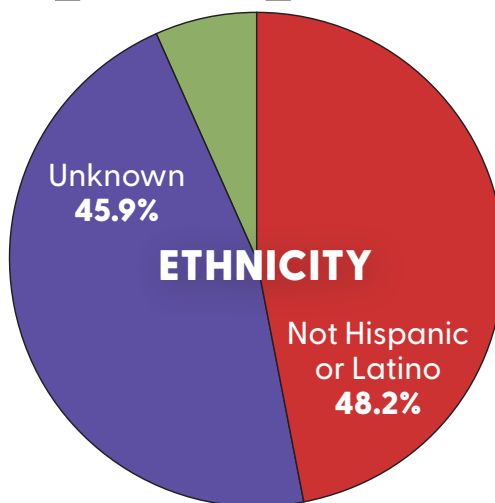


0-4 Years 2.0% Unknown 0.1%

Other 6.4% Asian 0.4%



Unknown 1.1%



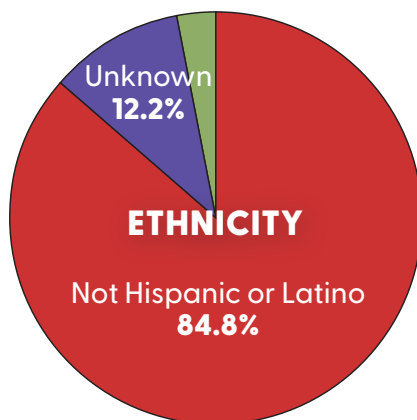
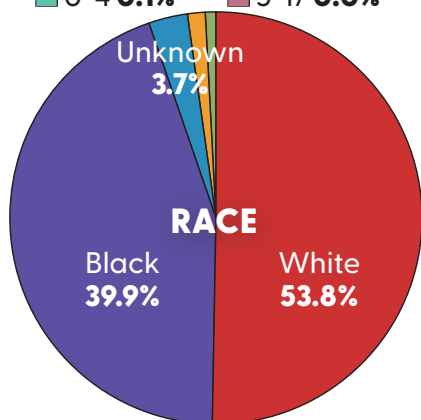
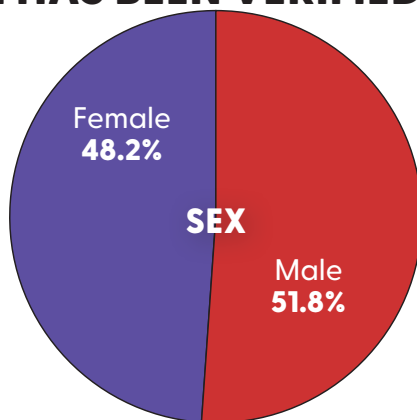
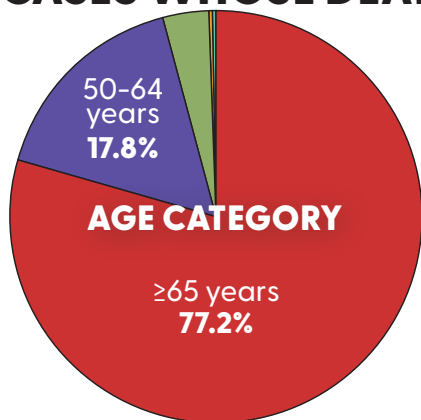
Hispanic or Latino 6.0%

As of 9/4/20 at 11:30am - Updated daily

# LABORATORY-CONFIRMED COVID-19 CASE CHARACTERISTICS

ALABAMA  
PUBLIC  
HEALTH

## DEMOGRAPHIC CHARACTERISTICS OF LABORATORY-CONFIRMED COVID-19 CASES WHOSE DEATH HAS BEEN VERIFIED



Other Race 2.2% Asian 0.3% Hispanic or Latino 3.0%

## UNDERLYING MEDICAL CONDITIONS FOR LABORATORY-CONFIRMED COVID-19 CASES WHOSE DEATH HAS BEEN VERIFIED

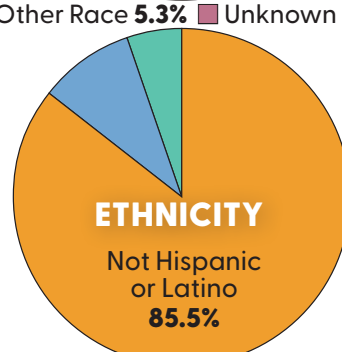
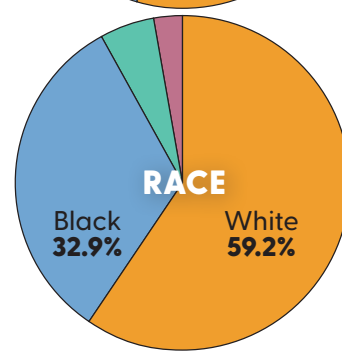
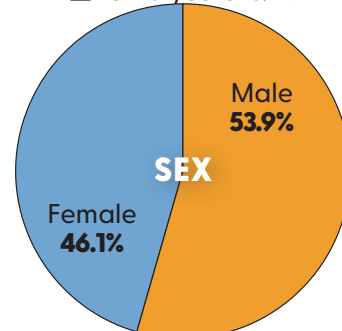
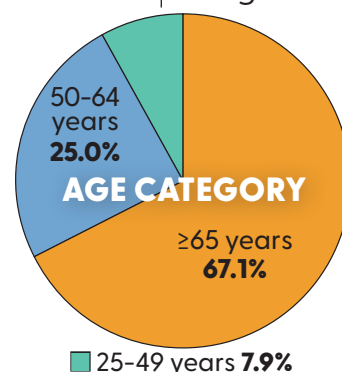
UNDERLYING MEDICAL CONDITIONS	LABORATORY-CONFIRMED COVID-19 CASES	
Cardiovascular Disease	1,386	64.6%
Chronic Liver Disease	101	4.7%
Chronic Lung Disease	512	23.8%
Chronic Renal Disease	537	25.0%
Diabetes Mellitus	879	40.9%
Immunocompromised Condition	352	16.4%
Multiple Underlying Medical Conditions	1,164	54.2%
None	76	3.5%
Currently Pregnant	1	0.0%

## DEATHS WITH NO UNDERLYING CONDITIONS

**TOTAL NUMBER: 76**  
TOTAL COVID-19 DEATHS: 2,144

### AGE IN YEARS

Median: **72** | Range: **32-103**



Hispanic or Latino 9.2% Unknown 5.3%

Some patients may have more than one high risk health condition.

As of 9/4/20 at 11:30am - Updated daily