

CHARACTERISTICS OF LABORATORY-CONFIRMED CASES OF COVID-19

ALABAMA
PUBLIC
HEALTH

122,580

LABORATORY-
CONFIRMED CASES

15,237

TOTAL
HOSPITALIZATIONS

2,161

COVID-19
DEATHS

TOTAL TESTED

986,562 55,320

DIAGNOSTIC

ANTIBODY

CLINICAL AND
EPIDEMIOLOGIC
CHARACTERISTICS



In ICU

1,551

On Mechanical
Ventilation

854



Healthcare
Worker

7,212

(Hospitals and doctor's offices)



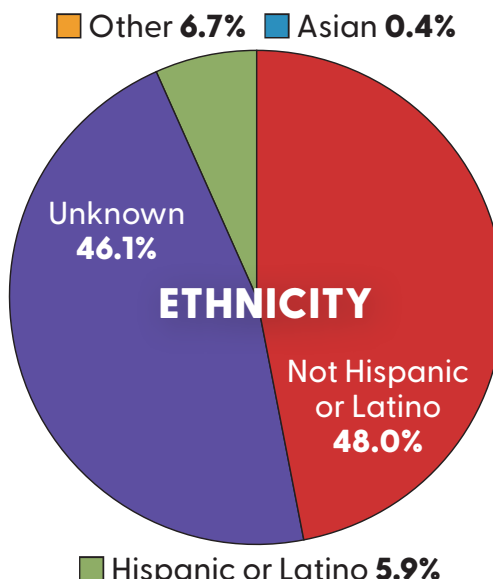
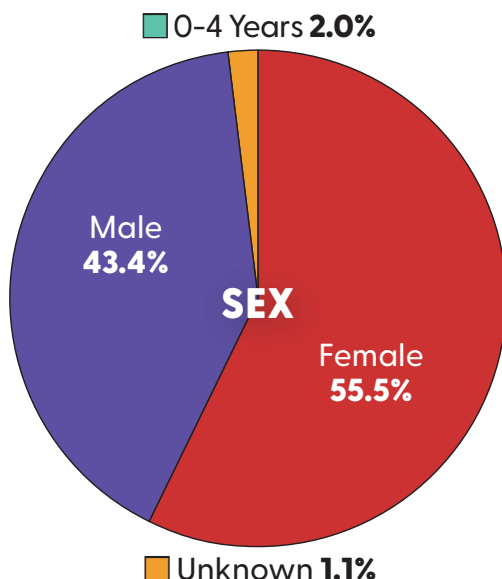
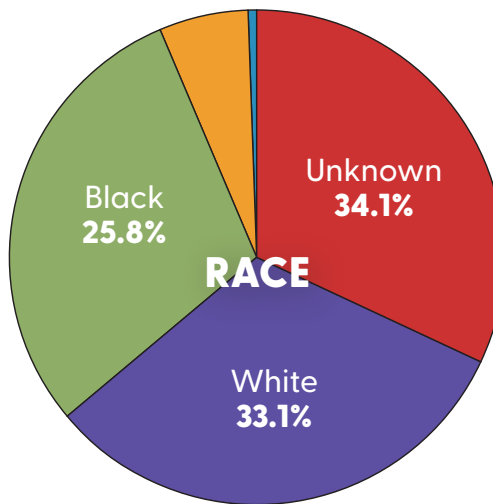
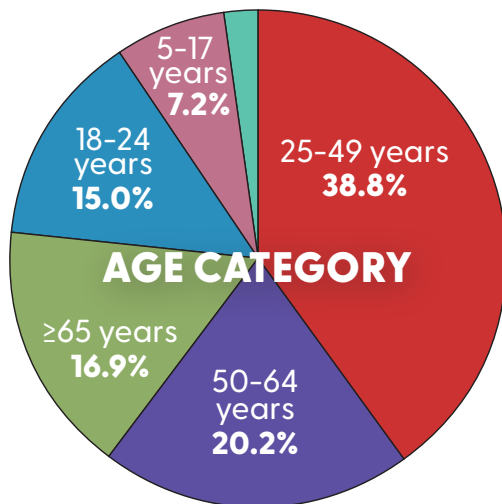
Long-Term Care
Facility Employee

2,822

Long-Term Care
Facility Resident

5,585

DEMOGRAPHIC CHARACTERISTICS

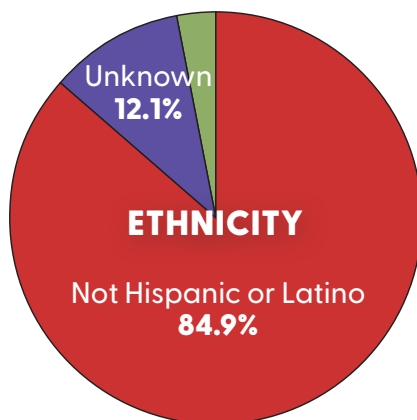
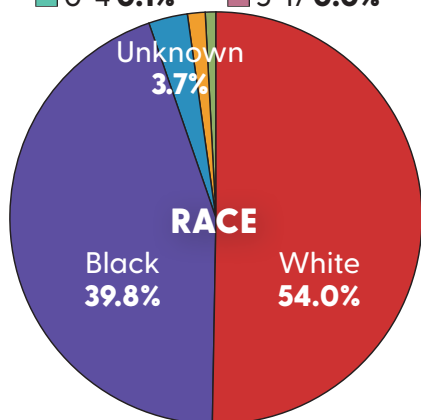
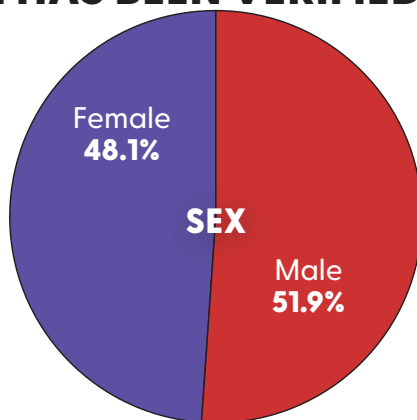
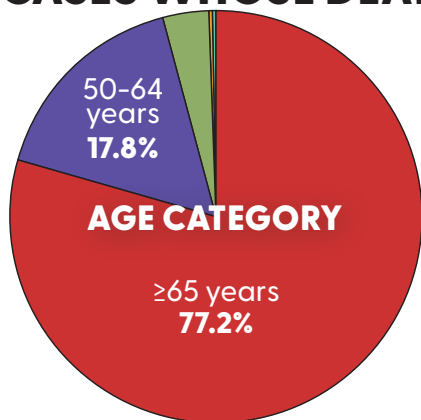


As of 9/9/20 at 11:30am - Updated daily

LABORATORY-CONFIRMED COVID-19 CASE CHARACTERISTICS

ALABAMA
PUBLIC
HEALTH

DEMOGRAPHIC CHARACTERISTICS OF LABORATORY-CONFIRMED COVID-19 CASES WHOSE DEATH HAS BEEN VERIFIED



Other Race 2.2% Asian 0.3% Hispanic or Latino 3.0%

UNDERLYING MEDICAL CONDITIONS FOR LABORATORY-CONFIRMED COVID-19 CASES WHOSE DEATH HAS BEEN VERIFIED

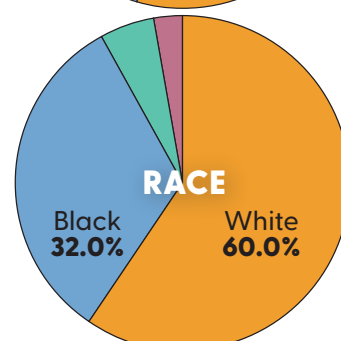
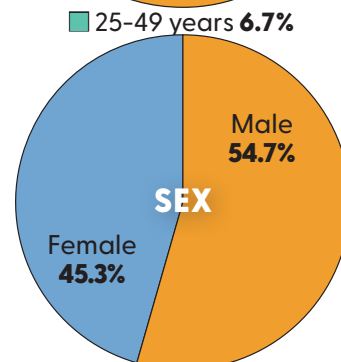
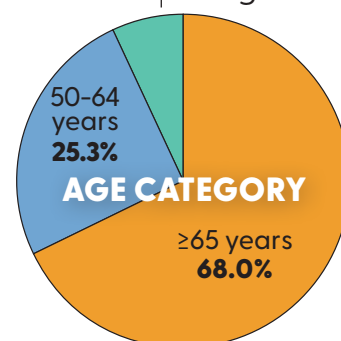
| UNDERLYING MEDICAL CONDITIONS | LABORATORY-CONFIRMED COVID-19 CASES | |
|--|-------------------------------------|-------|
| Cardiovascular Disease | 1,411 | 65.3% |
| Chronic Liver Disease | 101 | 4.7% |
| Chronic Lung Disease | 521 | 24.1% |
| Chronic Renal Disease | 540 | 25.0% |
| Diabetes Mellitus | 894 | 41.4% |
| Immunocompromised Condition | 355 | 16.4% |
| Multiple Underlying Medical Conditions | 1,180 | 54.6% |
| None | 77 | 3.6% |
| Currently Pregnant | 1 | 0.0% |

DEATHS WITH NO UNDERLYING CONDITIONS

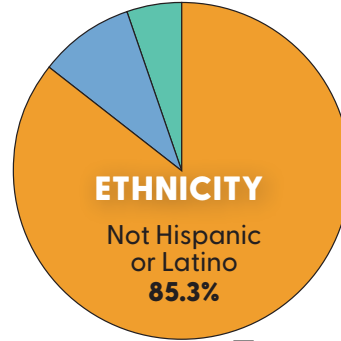
TOTAL NUMBER: 75
TOTAL COVID-19 DEATHS: 2,161

AGE IN YEARS

Median: **72** | Range: **33-103**



Other Race 5.3% Unknown 2.7%



Hispanic or Latino 9.3% Unknown 5.3%

Some patients may have more than one high risk health condition.

As of 9/9/20 at 11:30am - Updated daily