

CHARACTERISTICS OF LABORATORY-CONFIRMED CASES OF COVID-19

ALABAMA
PUBLIC
HEALTH

123,267
**LABORATORY-
CONFIRMED CASES**

15,339
**TOTAL
HOSPITALIZATIONS**

2,176
**COVID-19
DEATHS**

TOTAL TESTED
993,440 **55,417**
DIAGNOSTIC **ANTIBODY**

CLINICAL AND EPIDEMIOLOGIC CHARACTERISTICS



In ICU	1,572
On Mechanical Ventilation	864

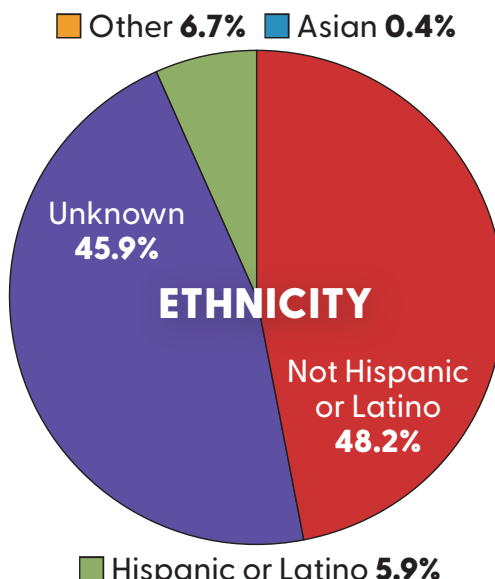
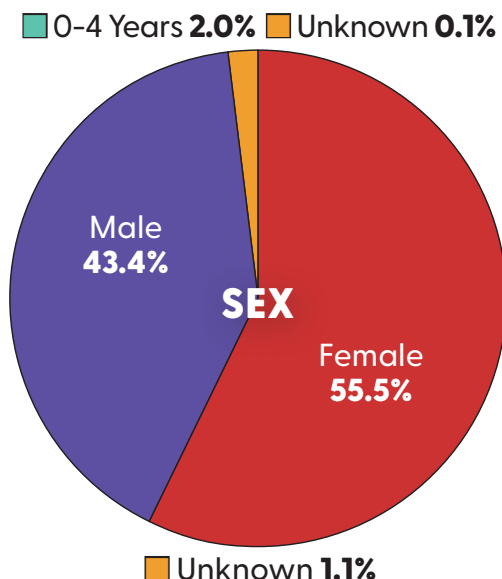
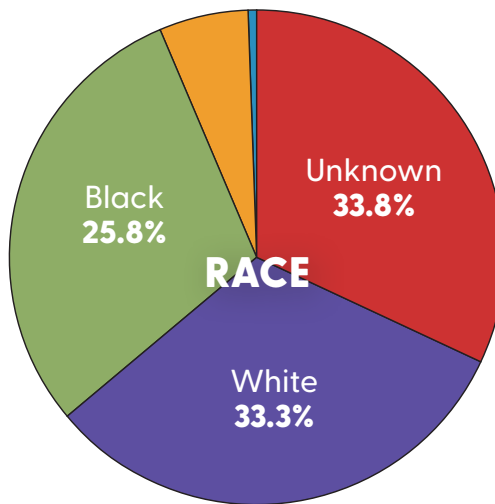
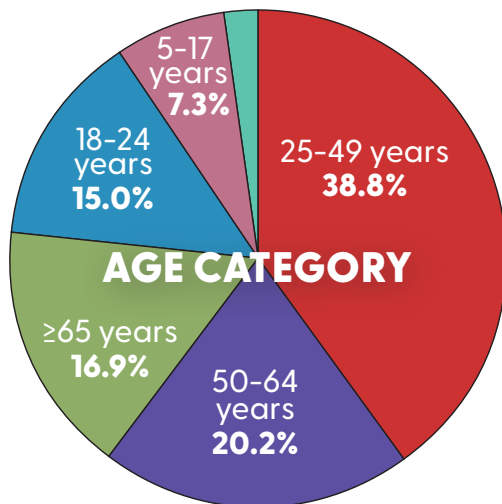


Healthcare Worker (Hospitals and doctor's offices)	7,294
---	--------------



Long-Term Care Facility Employee	2,850
Long-Term Care Facility Resident	5,647

DEMOGRAPHIC CHARACTERISTICS

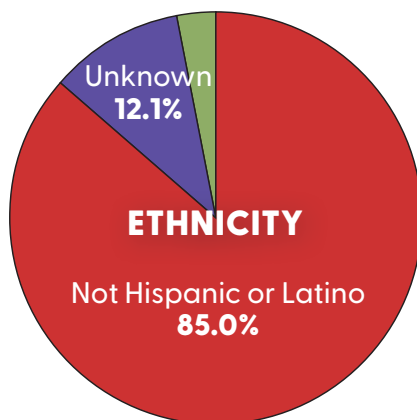
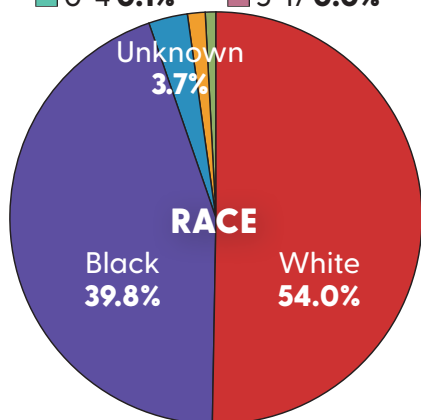
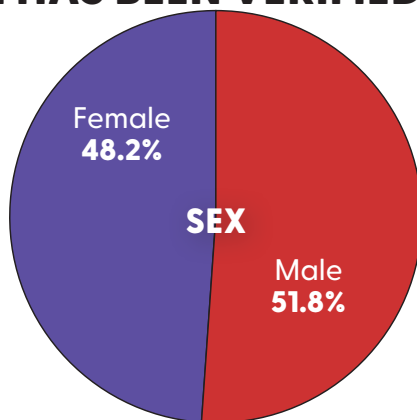
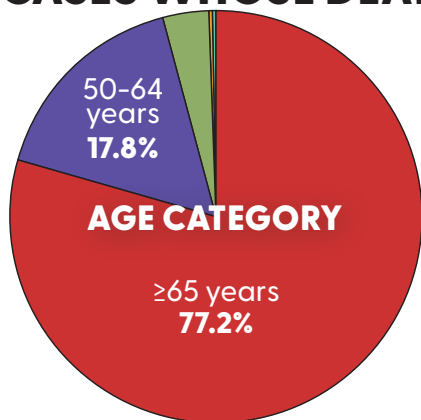


As of 9/10/20 at 11:30am - Updated daily

LABORATORY-CONFIRMED COVID-19 CASE CHARACTERISTICS

ALABAMA
PUBLIC
HEALTH

DEMOGRAPHIC CHARACTERISTICS OF LABORATORY-CONFIRMED COVID-19 CASES WHOSE DEATH HAS BEEN VERIFIED



UNDERLYING MEDICAL CONDITIONS FOR LABORATORY-CONFIRMED COVID-19 CASES WHOSE DEATH HAS BEEN VERIFIED

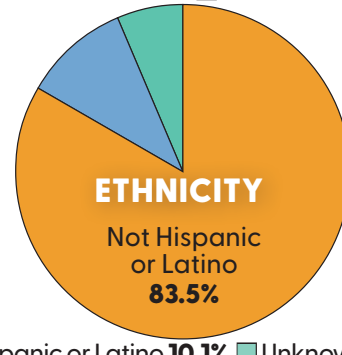
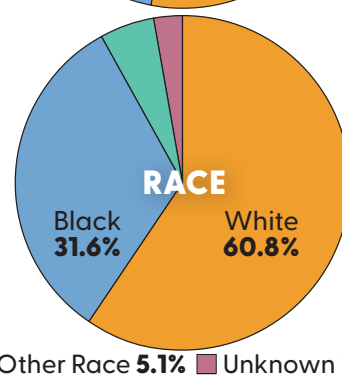
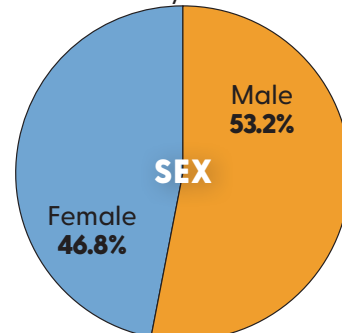
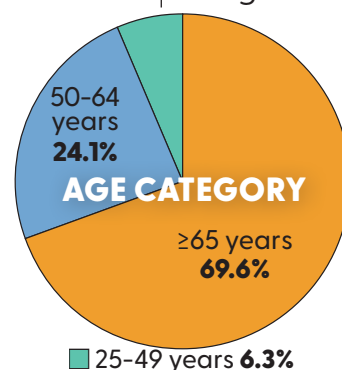
UNDERLYING MEDICAL CONDITIONS	LABORATORY-CONFIRMED COVID-19 CASES	
Cardiovascular Disease	1,421	65.2%
Chronic Liver Disease	101	4.6%
Chronic Lung Disease	528	24.2%
Chronic Renal Disease	543	24.9%
Diabetes Mellitus	898	41.2%
Immunocompromised Condition	356	16.3%
Multiple Underlying Medical Conditions	1,188	54.5%
None	79	3.6%
Currently Pregnant	1	0.0%

DEATHS WITH NO UNDERLYING CONDITIONS

TOTAL NUMBER: 79
TOTAL COVID-19 DEATHS: 2,176

AGE IN YEARS

Median: **72** | Range: **33-103**



Some patients may have more than one high risk health condition.

As of 9/10/20 at 11:30am - Updated daily