


Creating an Adobe ID for Identity Authentication

If you have never had an Adobe account, you will need to create an Adobe ID. First, click the “Sign In” button.

Please sign: Test Complaint Form
Your signed form will be sent to Tracey Cannon



This Document Requires Identity Verification

Validate your identity and access the document by signing into Adobe Acrobat Sign

[Sign In](#)

If you do not have an account use Adobe ID.

Powered by Adobe Acrobat Sign

Then, click the “Adobe ID” button.

Sign In To Your Account
To Verify Your Identity

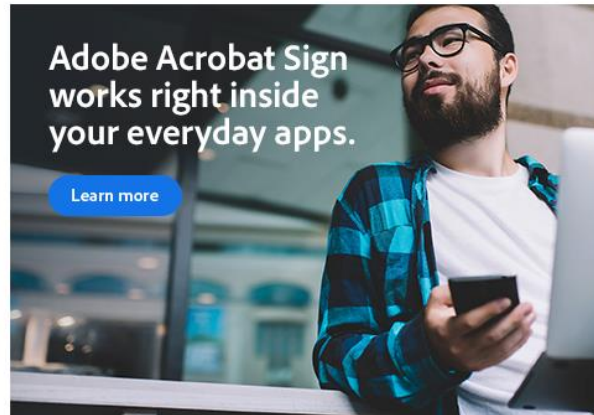
Email:

Password:

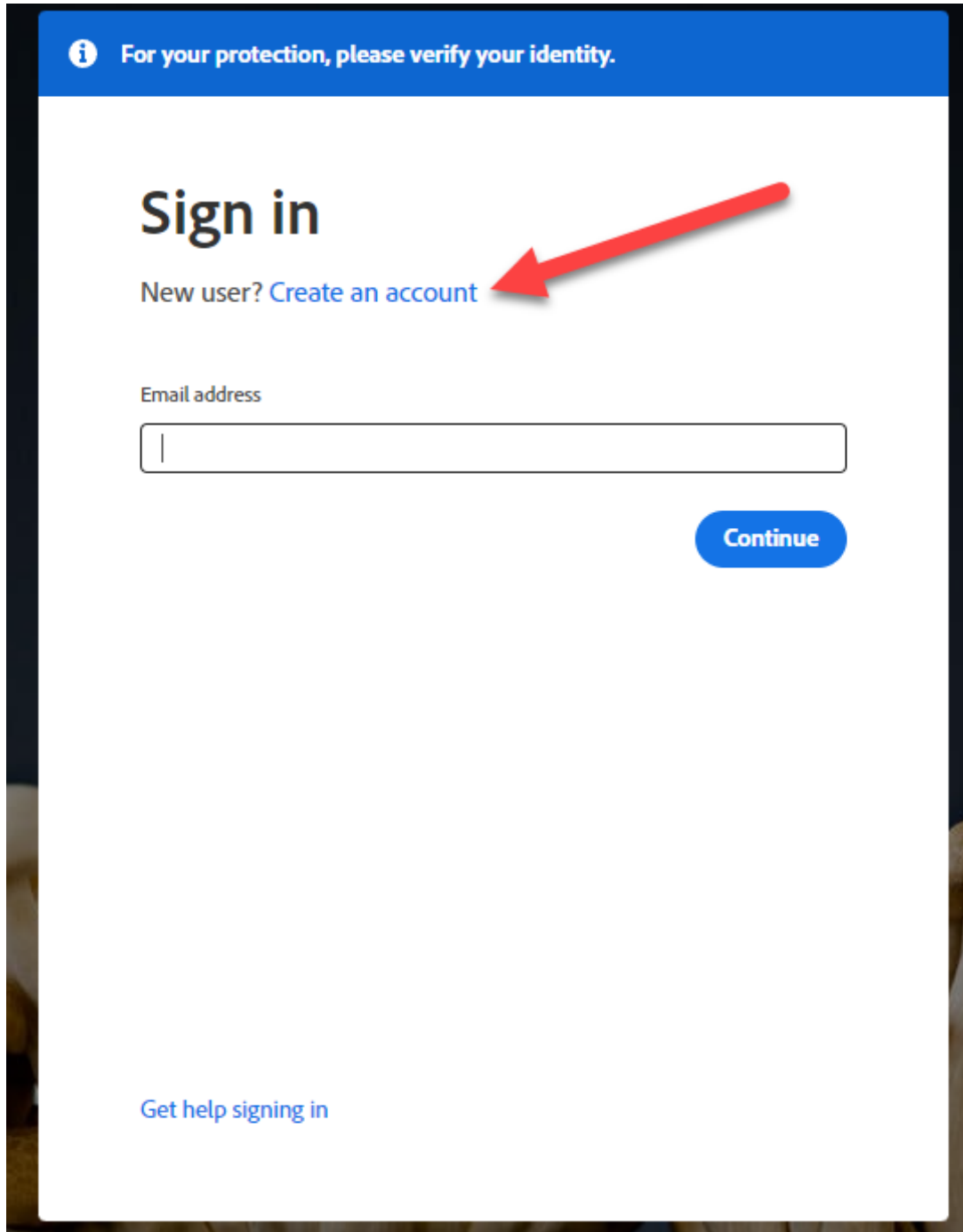
[Sign In](#)

Need an Adobe ID or already have an Adobe ID?

 Adobe ID



As a new user, you will need to click the "Create an account" link.



i For your protection, please verify your identity.

Sign in

New user? [Create an account](#)

Email address

[Continue](#)

[Get help signing in](#)

The image shows a sign-in page with a blue header containing an information icon and the text "For your protection, please verify your identity." Below the header, the main heading is "Sign in". Underneath, there is a link "New user? Create an account" with a red arrow pointing to it. Below the link is a text input field labeled "Email address". To the right of the input field is a blue "Continue" button. At the bottom left, there is a link "Get help signing in".

Enter an email address, and create a password on the screen to create an account.

i For your protection, please verify your identity.

Step 1 of 2

Create an account


Sign up with email

Already have an account? [Sign in](#)

Email address

Password

[Continue](#)



Type in your first and last name and fill in the month and year you were born. Then, click the “Create Account” button.

i For your protection, please verify your identity.

Step 2 of 2

Create an account

Already have an account? [Sign in](#)

First name

Last name

Date of birth **i**

Month Year

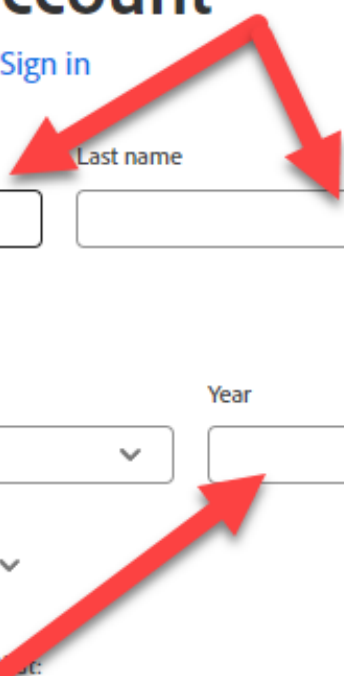
Country/Region [United States](#) **v**

By clicking Create account, I agree that:

- I have read and accepted the [Terms of Use](#).
- The [Adobe family of companies](#) may keep me informed with [personalized emails](#) about products and services.

See our [Privacy Policy](#) for more details or to opt-out at any time.

Create account



Adobe Sign will send a code to your email for you to verify your identity.



Your verification code is:

████████



Your account can't be accessed without this verification code, even if you didn't submit this request.

To keep your account secure, we recommend using a unique password for your Adobe account or using the Adobe Account Access app to sign in. Adobe Account Access' two-factor authentication makes signing in to your account easier, without needing to remember or change passwords.

[Learn more](#) and download the Adobe Account Access app.




If you have any questions, please [contact Support](#).

Type the code into the boxes on the “Verify your identity” box.


i Didn't receive your code? Allow a few minutes for the message to arrive. [Get Help](#) ×

i For your protection, please verify your identity.



Verify your identity

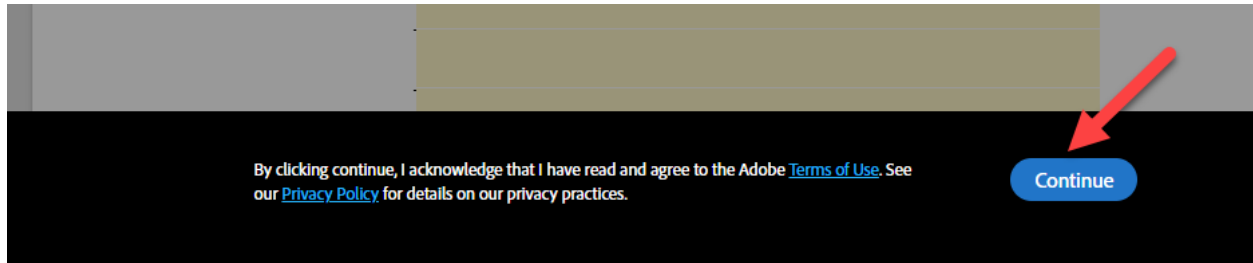
Enter the code we just sent to



[Back](#) [Resend Code](#)

[Sign in to a different account](#)

You should be taken to your document. Click the “Continue” button at the bottom of the screen to access the complaint form.



You should only have to complete the account creation process once. You can use this Adobe ID account any time you need to sign documents.