

Alabama Adult Tobacco Survey

2019

Focus on E-Cigarettes

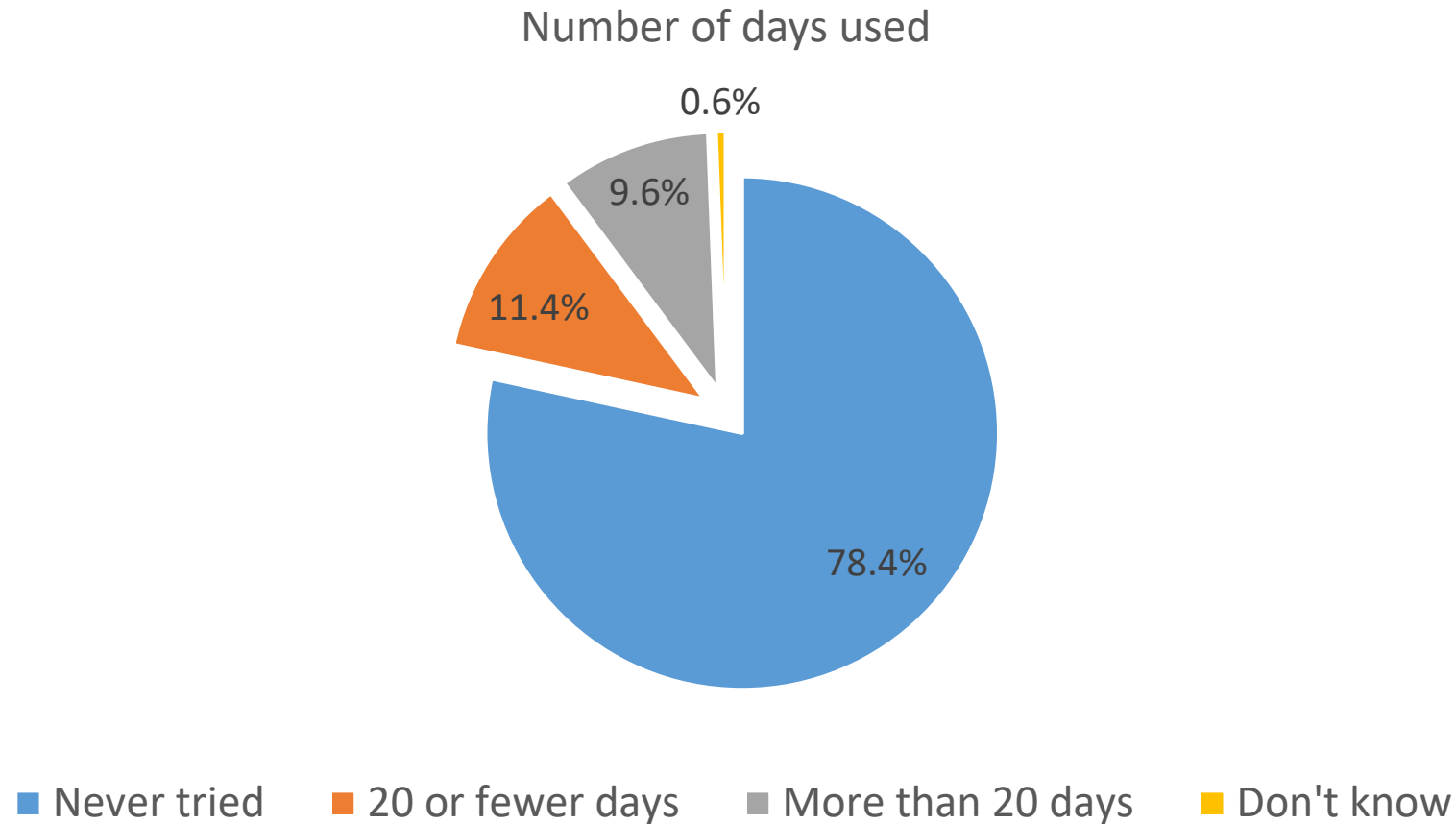
University of Alabama

Institute for Social Science Research

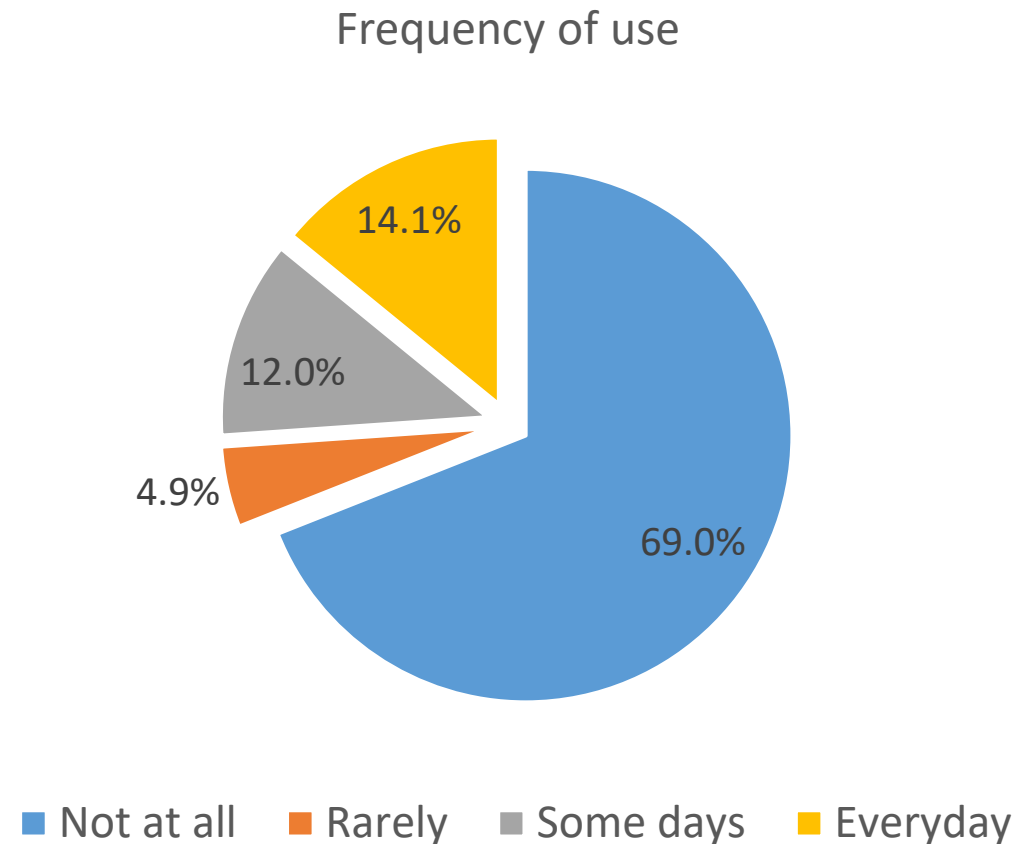
Sarah T. Dunlap & Debra M. McCallum

Presented June 10, 2020

In your entire life, how many days have you used an e-cigarette or vape pen?



Do you NOW use e-cigarettes or vape pens every day, some days, rarely, or not at all?
Among the 21.6% who ever tried e-cigarettes



E-cigarette status

- 6.1% Current user
- 15.5% Former user
- 78.4% Never used

- 6.9% Have used e-cigarettes in past 30 days
- 19.4% Have smoked cigarettes in past 30 days

Cigarette status

- 18.1% Current smoker
- 25.6% Former smoker
- 55.4% Never smoker

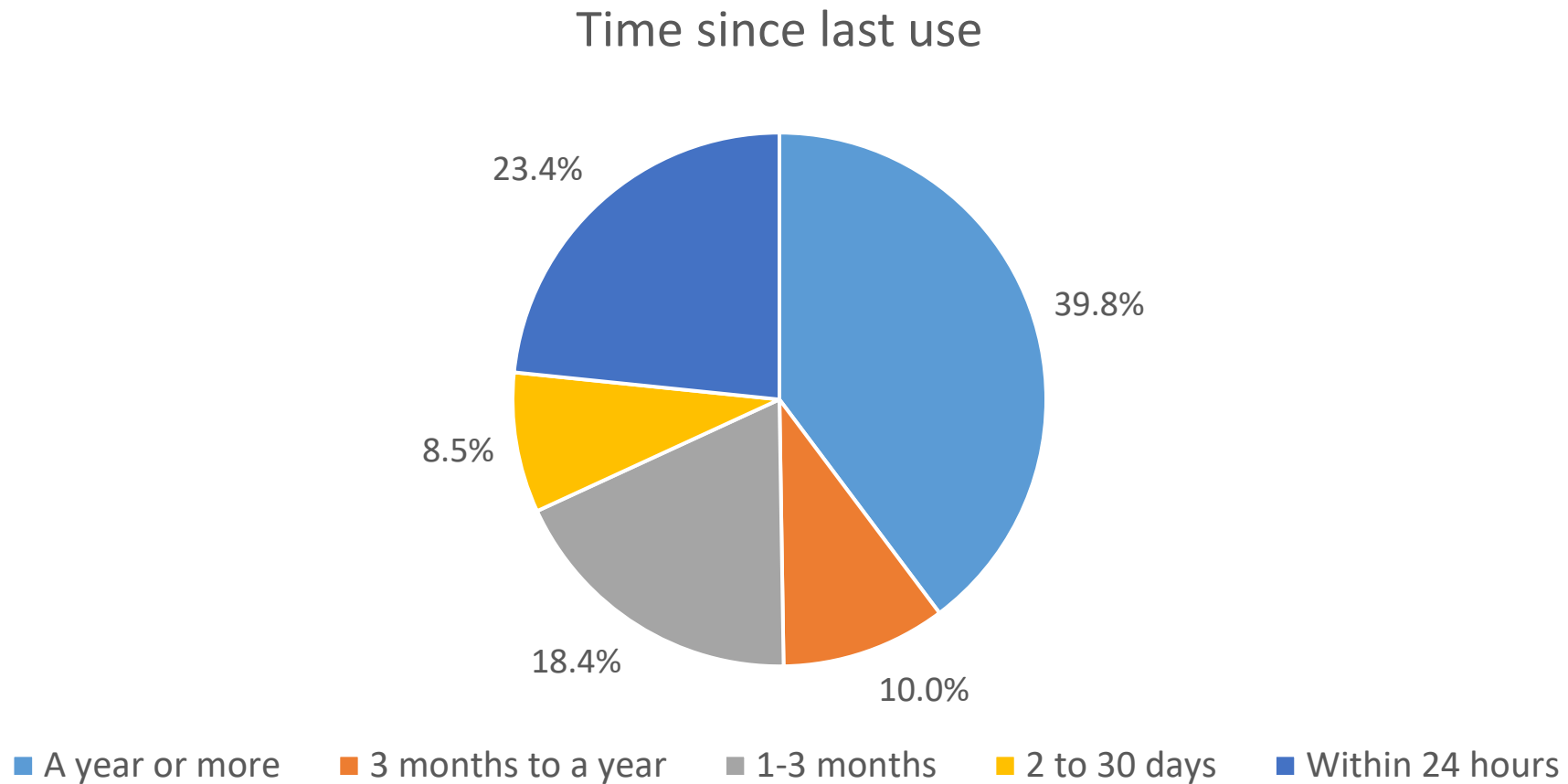
Summary of Product Use

	% of total who ever used	If ever used, % who use every day	% of total who used in past 30 days	If used in past 30 days, % who used flavored product	If used in past 30 days, % who tried to quit in past 12 months
Cigarettes	56.7% (smoked at least 1)	27.2%	19.4%	1.5%	42.3%
Cigars	35.1%	3.2%	5.5%	59.0%	57.9%
E-cigarettes	21.6%	3.0%	6.9%	59.5%	30.6%
Smokeless tobacco	22.8%	19.9%	4.6%	66.2%	27.2%
Regular pipe	9.6%	10.4%	0.9%	70.1%	81.5%
Water pipe	8.6%	8.2%	1.1%	77.5%	75.0%

Overall Rates of Smoking and Product Use

Product used within the past 30 days	Rate
Smoke Cigarettes	18.1%
Smoke any tobacco product (cigarettes, e-cigs, cigars, pipe)	23.9%
Use any tobacco product (cigarettes, e-cigs, cigars, pipe, smokeless tobacco, snus, water pipe)	26.4%

Recency of E-cigarette use among the 21.6% who have ever used



Where Do You Usually Buy Your Disposable Device or Refills for Your Electronic Cigarette or Vapor Device?

- 51.0% Vape Shop
- 14.5% Convenience Store
- 11.1% Online/Internet
- 5.6% Tobacco Smokeshop or Specialty Store
- 17.6% Other (e.g., gas station, someone else buys them)

What is the Main Reason You Tried an E-Cigarette?

- 38.2% Wanted to quit cigarettes or other tobacco use
- 13.6% Curious
- 10.9% Social activity/for fun/someone invited me to try
- 7.0% Flavor sounded good
- 6.5% Thought it would be safer than cigarettes
- 2.6% Wanted to cut back on cigarettes or other tobacco
- 1.5% Wanted to save money
- .9% Doesn't have distinctive odor
- 18.1% Other (e.g., got it free, easier access, smelled good, out of cigarettes, friends/others were doing it)

Secondhand exposure to vapor

- 23.9% -- Breathed vapor outdoors from others at work in past 30 days
- 16.0% -- Breathed vapor indoors from others in past 7 days
 - 6.7% -- Entrance of a building
 - 6.2% -- Lobby, hallway, other common areas of a building
 - 4.9% -- Someone else's home
 - 3.8% -- Own home
 - 3.7% -- Shopping mall
 - 2.6% -- Someone else's car
 - 1.9% -- In your office
 - 1.8% -- Family car
 - 1.5% -- Indoor sporting area
 - 1.5% -- Stairwell of a building

Harmfulness of Secondhand Smoke

Do you think that breathing vapor from other people's <u>e-cigarettes</u> or vaping devices is . . .		Do you think that breathing smoke from other people's <u>cigarettes</u> or other tobacco products is . . .	
Very harmful to one's health:	45.3%	Very harmful to one's health:	68.0%
Somewhat harmful to one's health:	30.2%	Somewhat harmful to one's health:	26.4%
Not very harmful to one's health:	8.5%		
Not harmful to one's health:	5.6%	Not at all harmful to one's health:	3.2%
Don't know/not sure	10.4%	Don't know/not sure	2.2%
Refused	.1%	Refused	.2%

Should electronic cigarettes and other vapor devices be prohibited in the same places smoking is prohibited?

- Definitely Yes 54.5%
- Probably Yes 16.9%
- Probably Not 9.4%
- Definitely Not 14.8%
- Don't know 4.1%
- Refused .4%