

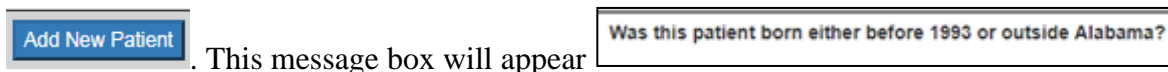
Addendum for School Nurse Personnel Entering Military Records

As of July 1, 2025, the State of Alabama will require Alabama schools to accept military medical records in lieu of an Alabama Certificate of Immunization. This means that schools will no longer have the option to send students who have arrived from out of state (and are military dependents) to the county health department to be added to ImmPRINT.


As of the above date, when schools receive students from out of state (or in state) with military medical records, the school is now required to add the patient to ImmPRINT and historically document the child's shots from the military medical record using the required military indicator (shown later in this document). Conduct a student search as normal to verify the student needs to be added. This addendum will review adding new students and updating ImmPRINT historically from military medical records.

Adding New Students

Conduct three consecutive searches using three different combinations of fields for your student. **Do not add patients to the registry unless the patient was born outside of Alabama, before 1993, or directed by ADPH staff.** Click "Add New Patient"



. This message box will appear

Select "Yes" to this message and a blank "Patient Details" page will appear. Begin adding the new patient's demographics. Fields marked with an * are required. Once all applicable patient data fields are complete and accurate, select "Save" . Now that the student has been added to ImmPRINT, proceed in documenting the immunizations from the military medical record.

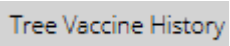



Alabama Department of Public Health

Immunization Division, 201 Monroe St, Montgomery, AL 36104

1-800-469-4599 www.alabamapublichealth.gov/immunization/index.html 06-25-25

Historical Shot Documentation from Military Immunization Records

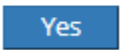

After successfully conducting a student search, click . The vaccine tree is now displayed. Click the second blue button: . Type in the date of a historical vaccine from the military medical record. In this example, a DTAP is being documented historically from a military medical record.

Tips: Use Ctrl+C to copy, Ctrl+V to paste. Use up and down arrows to navigate between rows.
*** Checking a checkbox denotes that the shot is administered at your site**

DT	<input type="text"/>
DTAP	<input type="text" value="02/08/2025"/>

After entering the date of vaccination, click . When asked “Do you want to save the vaccine?”, click “Yes”.

Do you want to save the vaccine?

On the next page, use the drop down menu to select the correct CVX description. In this case we will use the NOS (not otherwise specified) option if we are unsure of the exact shot.

CVX Description

▼

Now indicate that this shot has been documented in ImmPRINT from a military medical record using the indicator at the top of the page.



Alabama Department of Public Health

Immunization Division, 201 Monroe St, Montgomery, AL 36104

1-800-469-4599 www.alabamapublichealth.gov/immunization/index.html 06-25-25

Historical Vaccines

☒ The vaccinations have been transcribed from Military Medical Record.

After placing the check in the check box indicating this shot is being documented from a military medical record, click “Update”. If you return to the “Vaccine Tree” and click on the newly documented vaccine, you will see that ImmPRINT has recorded this vaccine as “Historical-Transcribed From Military Records”.

Vaccine Details

Name	DOB
TEST, TES	04/25/2005

Vaccine	CVX Code
DTAP UNS	107

Unexpired Lot Manufacturer

Site <--Select-->

Reported Site ADPH INTERNAL SITE

Historical or Administered HISTORICAL-TRANSCRIBED FROM MILITARY RECORDS



Alabama Department of Public Health

Immunization Division, 201 Monroe St, Montgomery, AL 36104

1-800-469-4599 www.alabamapublichealth.gov/immunization/index.html 06-25-25