Screening Checklist

First Trimester

WEEK

- [ ] **First Trimester Ultrasound** — 5 - 8
  Determines: Viable pregnancy, heartbeat, gestational age, molar or ectopic pregnancies, abnormal gestation
- [ ] **Prenatal Blood Work** — 8
  Determines: Blood type, Rh factor, glucose, iron and hemoglobin levels, rubella immunity, STDs, hepatitis, toxoplasmosis infection
- [ ] **First Trimester Screening** — 11 - 14
  Assesses: Risk of Down Syndrome and Trisomy 18

Second Trimester

- [ ] **Second Trimester Screening** — 15 - 20
  Assesses: Risk of Down Syndrome, Trisomy 18, and neural tube defects
- [ ] **Second Trimester Ultrasound** — 18 - 20
  Determines: Structural abnormalities, amniotic fluid levels, well-being
- [ ] **Glucose Screening** — 24 - 28
  Determines: Mother's risk of gestational diabetes

Third Trimester

- [ ] **Strep B Test** — 35 - 37
  Determines: Presence of group B strep infection

Newborn Screenings

- [ ] **Blood Test** — 24-48 hours
  Results:
- [ ] **Hearing Screens** — 24-48 hours
  Results:
- [ ] **Pulse Oximetry Test** — 24-48 hours
  Results:

My Contacts

OB/GYN

Phone: ( )

Pediatrician

Phone: ( )

Appointment Notes:

Prenatal & Newborn Screening

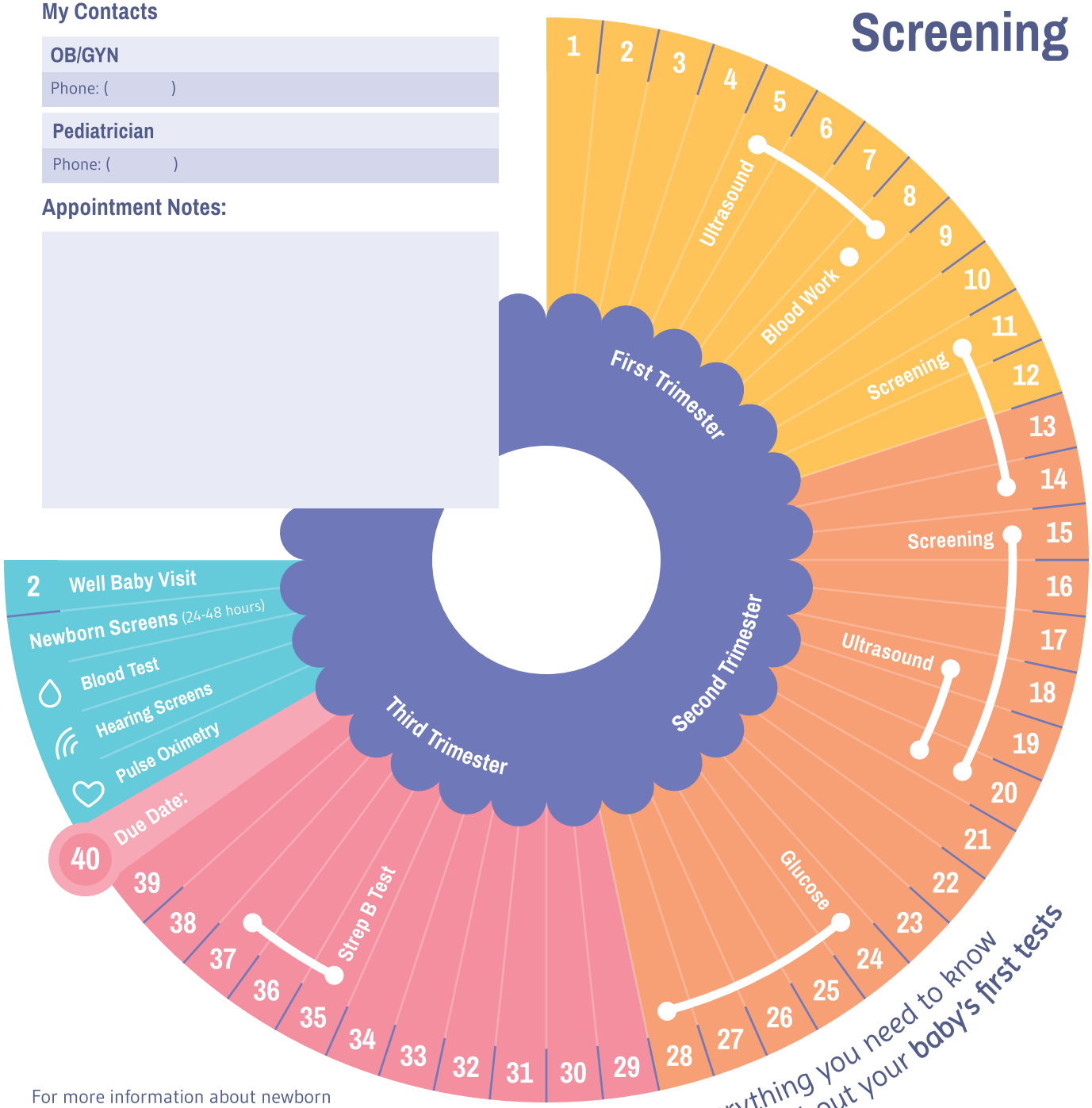

Everything you need to know about your **baby's first tests**

For more information about newborn screening, please visit **www.babysfirsttest.org**

About Prenatal & Newborn Screening

Prenatal Screenings ensure you and your baby are on track for a healthy pregnancy. They also prepare parents for potential health conditions and treatments before birth.

Newborn Screening is a state public health program that tests for serious and treatable conditions. Babies who test positive for treatable conditions are able to start treatment before harmful effects occur.

Blood Test
A small blood sample is taken from the baby's heel, placed on a newborn screening card, and sent to the state laboratory for analysis.

Hearing Screens
Determines if the ear and auditory brain stem respond to sound. No response can indicate hearing loss.

Pulse Oximetry Test
A sensor measures oxygen in the blood and can detect Critical Congenital Heart Disease (CCHD).

Why is screening so important?

Babies who appear healthy and come from healthy families can still have serious medical conditions. Newborn screening helps health professionals identify and treat conditions before they make a baby sick. Most babies identified at birth are treated early and grow up healthy.



Nearly **4 million babies** are born every year in the United States

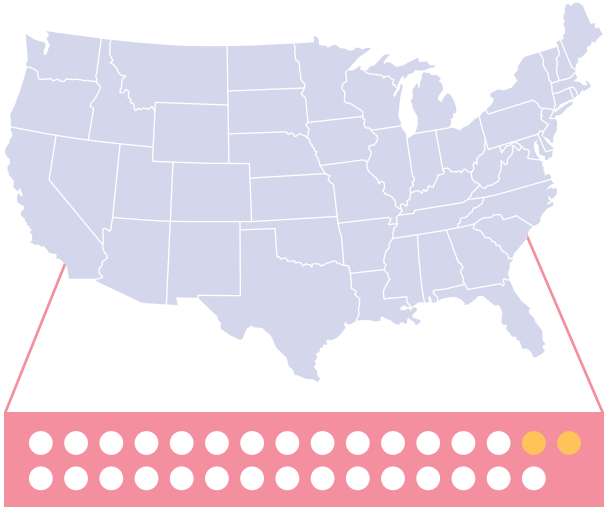

Most states screen for **29 out of 31** recommended health conditions

Each year, **12,000 babies** with serious, but treatable conditions grow up **healthy,** thanks to newborn screening





Every baby born in the United States can undergo newborn screening.



More than 1 in 300 newborns have a condition detectable through newborn screening



About 1 in 125 newborns have a Congenital Heart Defect

All newborns should be screened between 24-48 hours after birth



According to the Centers for Disease Control and Prevention

One Mother's Perspective

"Newborn screening saved my son's life. Although he appeared perfectly healthy and our family has no history of any disorders, his screening came back positive for a metabolic condition called MCADD. Thanks to the information we gained through his newborn screening, he is a perfectly healthy little boy and we know how to care for him to keep him that way.

I urge all new parents to learn about the life-saving potential of newborn screening and to thank the hospital staff who perform this very important test to ensure the health and safety of your newborn."

- A Grateful Mother in Colorado