

# CHARACTERISTICS OF COVID-19 CASES

ALABAMA  
PUBLIC  
HEALTH

**531,094**

**TOTAL CASES**

**49,202**

**TOTAL  
HOSPITALIZATIONS**

**10,978**

**TOTAL DEATHS**

**TOTAL TESTED**

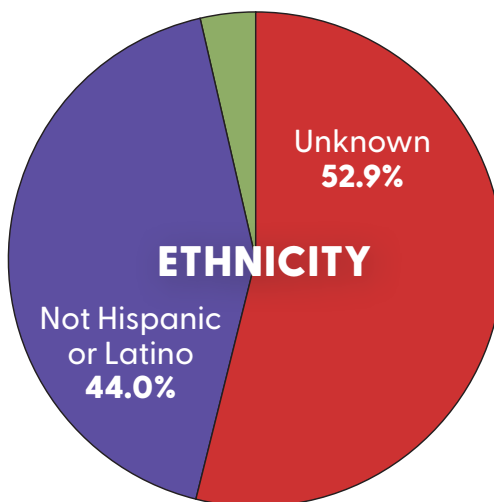
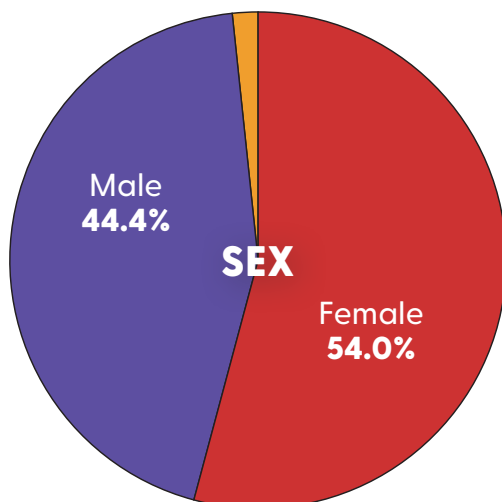
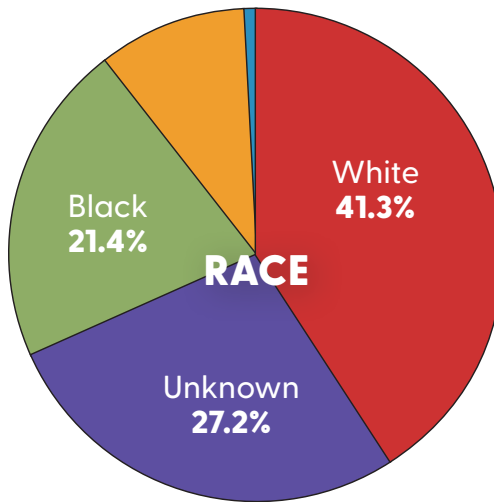
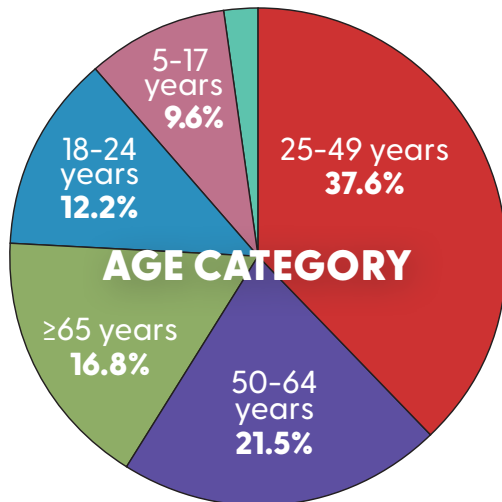
**2,531,623**

**DIAGNOSTIC**

**135,849**

**ANTIBODY**

## DEMOGRAPHIC CHARACTERISTICS



## CLINICAL AND EPIDEMIOLOGIC CHARACTERISTICS



In ICU | **2,798**

On Mechanical Ventilation | **1,568**



Healthcare Worker  
(Hospitals and doctor's offices) | **19,026**



Long-Term Care Facility Employee | **4,763**

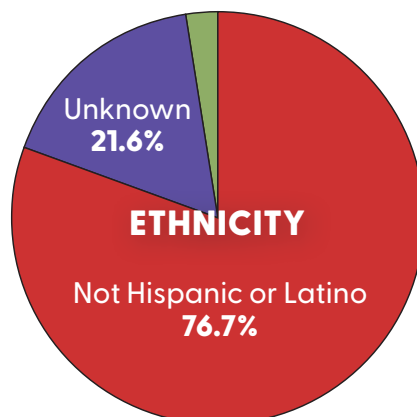
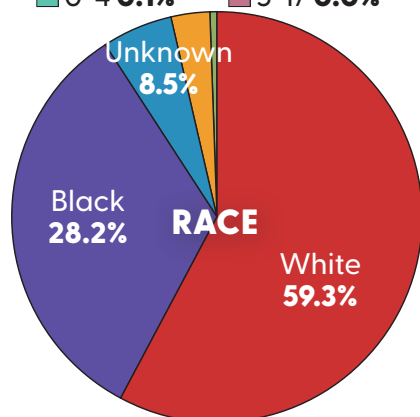
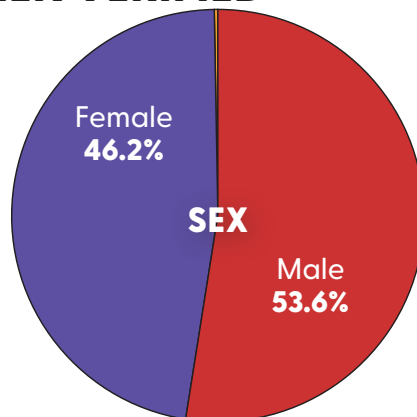
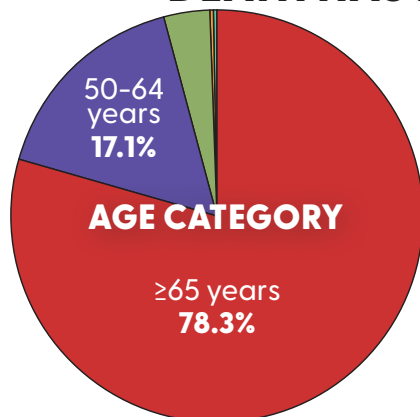
Long-Term Care Facility Resident | **11,602**

As of 5/10/21 at 11:30am - Updated daily

# CHARACTERISTICS OF COVID-19 DEATHS

ALABAMA  
PUBLIC  
HEALTH

## DEMOGRAPHIC CHARACTERISTICS OF COVID-19 CASES WHOSE DEATH HAS BEEN VERIFIED

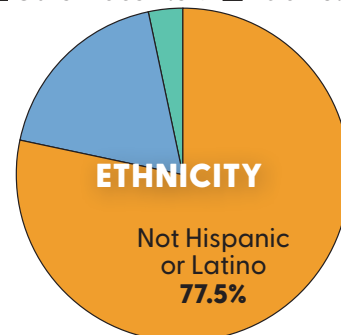
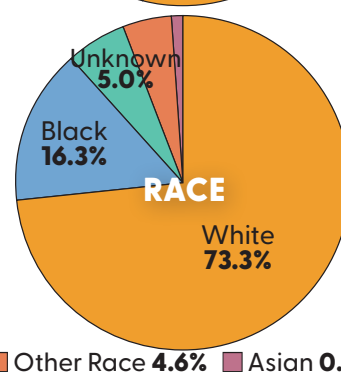
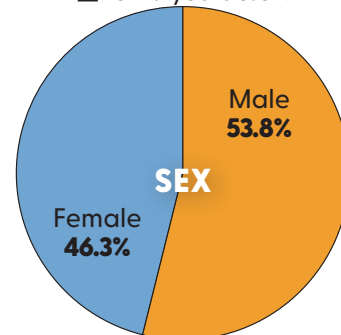
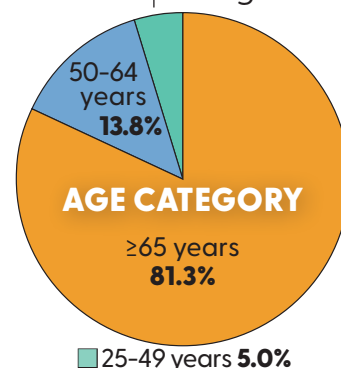


## DEATHS WITH NO UNDERLYING CONDITIONS

**TOTAL NUMBER: 239**  
**TOTAL COVID-19 DEATHS: 10,978**

### AGE IN YEARS

Median: **79** | Range: **27-105**



## UNDERLYING MEDICAL CONDITIONS FOR COVID-19 CASES WHOSE DEATH HAS BEEN VERIFIED

UNDERLYING MEDICAL CONDITIONS	LABORATORY-CONFIRMED COVID-19 CASES	
Cardiovascular Disease	3,361	30.6%
Chronic Liver Disease	207	1.9%
Chronic Lung Disease	1,330	12.1%
Chronic Renal Disease	1,208	11.0%
Diabetes Mellitus	2,225	20.3%
Obesity (BMI ≥ 30)	451	4.1%
Immunocompromised Condition	846	7.7%
Multiple Underlying Medical Conditions	3,046	27.7%
None	239	2.2%
Currently Pregnant	1	0.0%

Some patients may have more than one high risk health condition.

As of 5/10/21 at 11:30am - Updated daily