

CHARACTERISTICS OF LABORATORY-CONFIRMED CASES OF COVID-19

ALABAMA
PUBLIC
HEALTH

106,784 **13,080**

**LABORATORY-
CONFIRMED CASES**

**TOTAL
HOSPITALIZATIONS**

880,652 **1,876**

TOTAL TESTED

COVID-19 DEATHS

CLINICAL AND EPIDEMIOLOGIC CHARACTERISTICS



In ICU	1,336
On Mechanical Ventilation	731

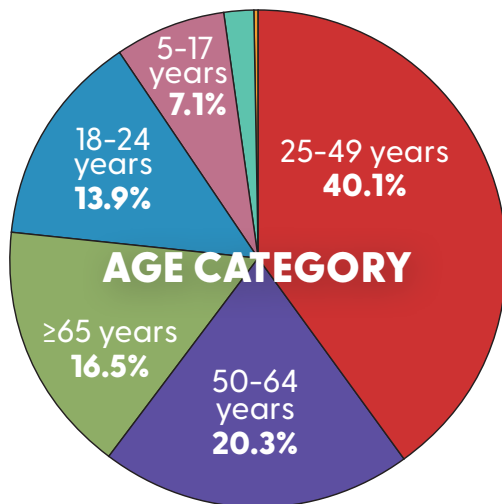


Healthcare Worker (Hospitals and doctor's offices)	6,164
---	-------

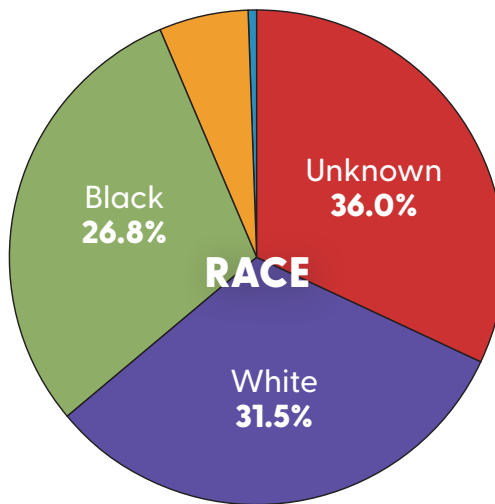


Long-Term Care Facility Employee	2,498
Long-Term Care Facility Resident	4,740

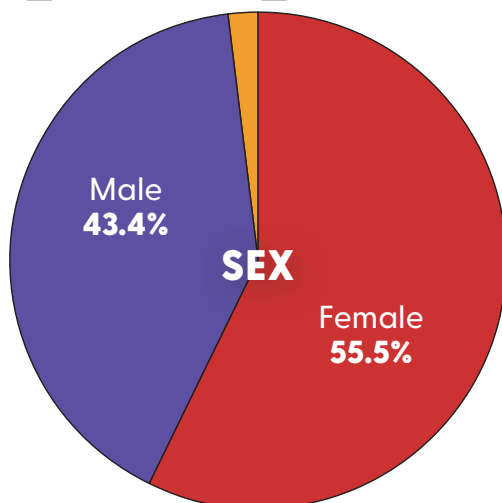
DEMOGRAPHIC CHARACTERISTICS



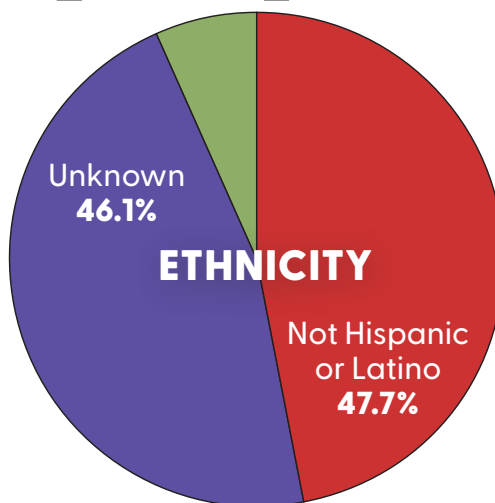
0-4 Years 2.1%



Other 5.3%



Unknown 1.2%



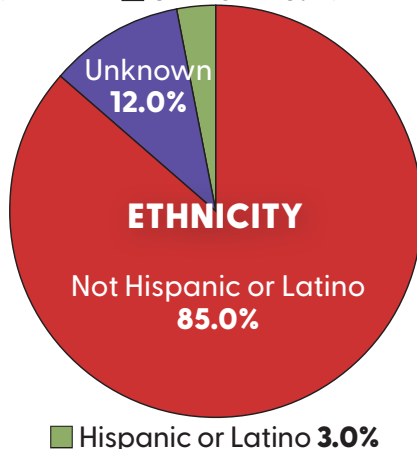
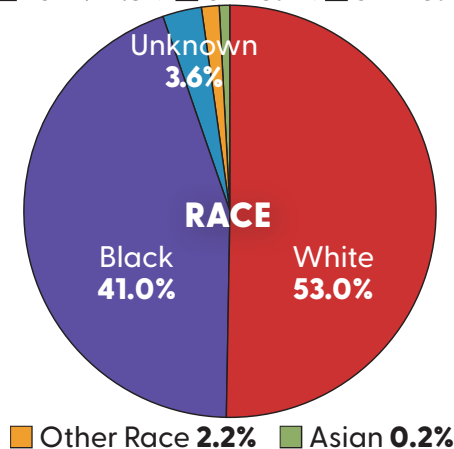
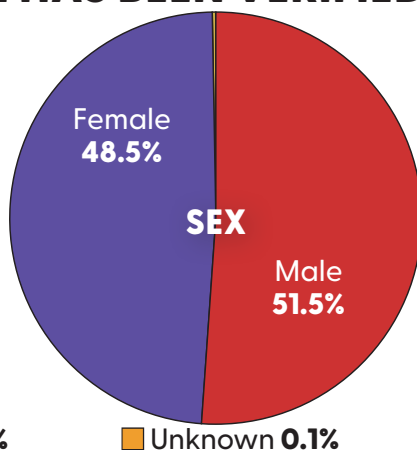
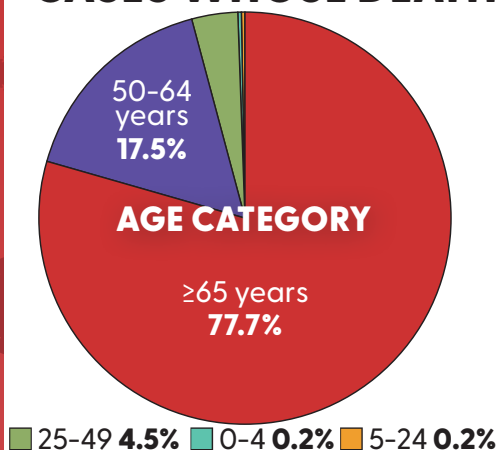
Hispanic or Latino 6.3%

As of 8/19/20 at 11:30am - Updated daily

LABORATORY-CONFIRMED COVID-19 CASE CHARACTERISTICS

ALABAMA
PUBLIC
HEALTH

DEMOGRAPHIC CHARACTERISTICS OF LABORATORY-CONFIRMED COVID-19 CASES WHOSE DEATH HAS BEEN VERIFIED



UNDERLYING MEDICAL CONDITIONS FOR LABORATORY-CONFIRMED COVID-19 CASES WHOSE DEATH HAS BEEN VERIFIED

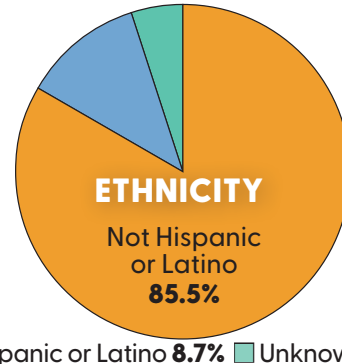
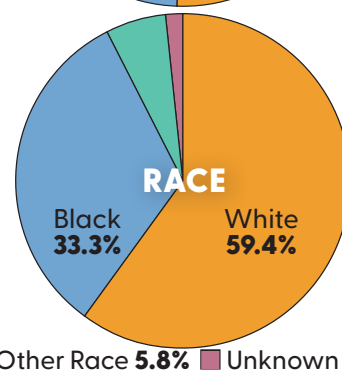
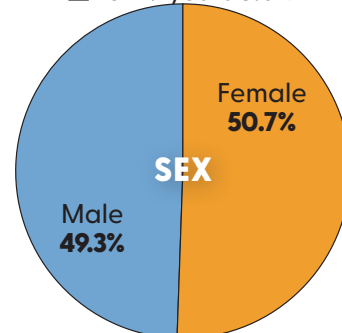
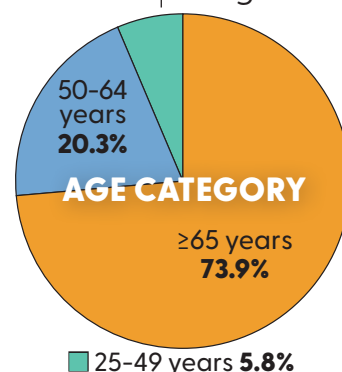
UNDERLYING MEDICAL CONDITIONS	LABORATORY-CONFIRMED COVID-19 CASES	
Cardiovascular Disease	1,221	64.9%
Chronic Liver Disease	87	4.6%
Chronic Lung Disease	470	25.0%
Chronic Renal Disease	477	25.4%
Diabetes Mellitus	756	40.2%
Immunocompromised Condition	318	16.9%
Multiple Underlying Medical Conditions	1,021	54.3%
None	69	3.7%
Currently Pregnant	1	0.1%

DEATHS WITH NO UNDERLYING CONDITIONS

TOTAL NUMBER: 69
TOTAL COVID-19 DEATHS: 1,876

AGE IN YEARS

Median: **75** | Range: **33-100**



Some patients may have more than one high risk health condition.

As of 8/19/20 at 11:30am - Updated daily