

# CHARACTERISTICS OF LABORATORY-CONFIRMED CASES OF COVID-19

ALABAMA  
PUBLIC  
HEALTH

**107,483** **13,214**  
**LABORATORY-CONFIRMED CASES** **TOTAL HOSPITALIZATIONS**

**891,813** **1,905**  
**TOTAL TESTED** **COVID-19 DEATHS**

## CLINICAL AND EPIDEMIOLOGIC CHARACTERISTICS



In ICU	<b>1,348</b>
On Mechanical Ventilation	<b>734</b>

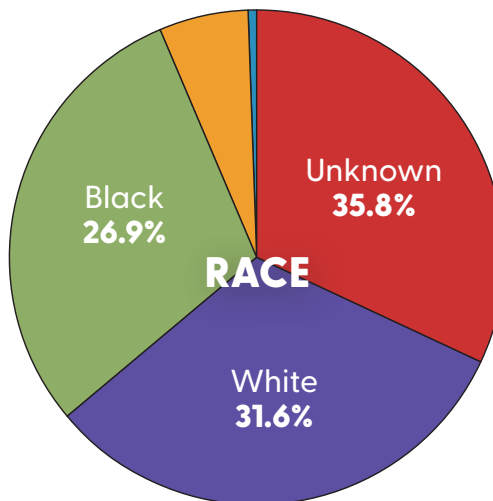
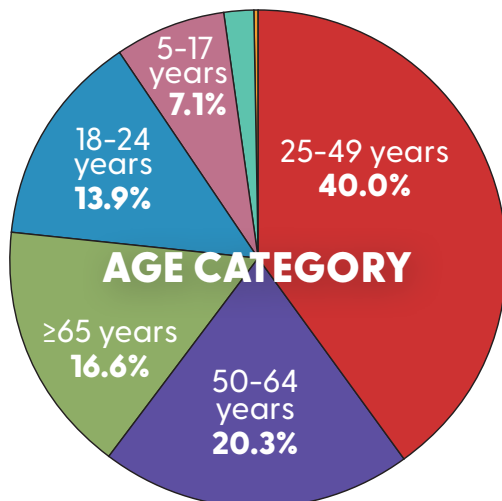


Healthcare Worker (Hospitals and doctor's offices)	<b>6,231</b>
---	--------------



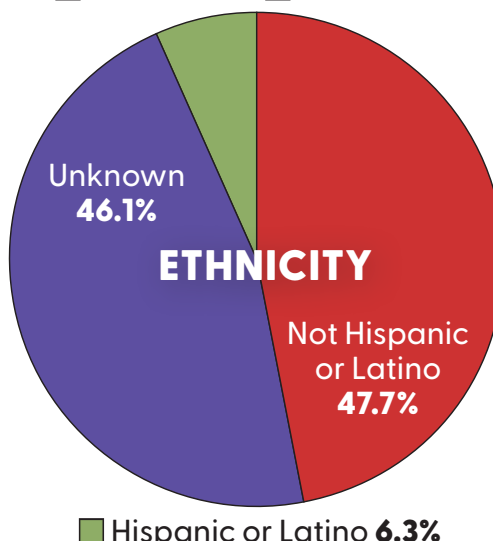
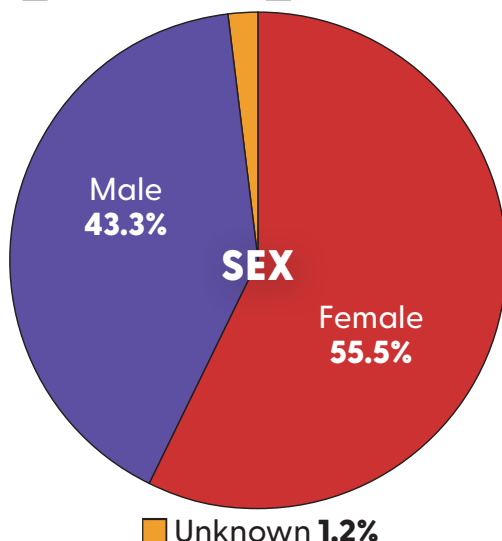
Long-Term Care Facility Employee	<b>2,522</b>
Long-Term Care Facility Resident	<b>4,779</b>

## DEMOGRAPHIC CHARACTERISTICS



0-4 Years 2.0% Unknown 0.1%

Other 5.4% Asian 0.4%



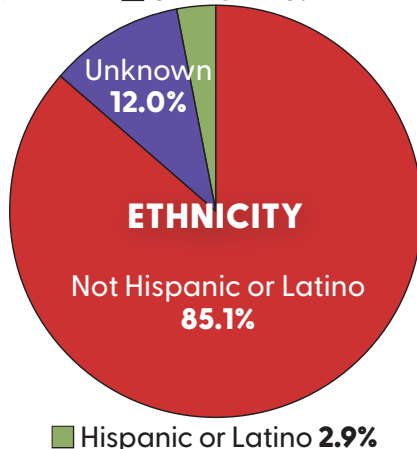
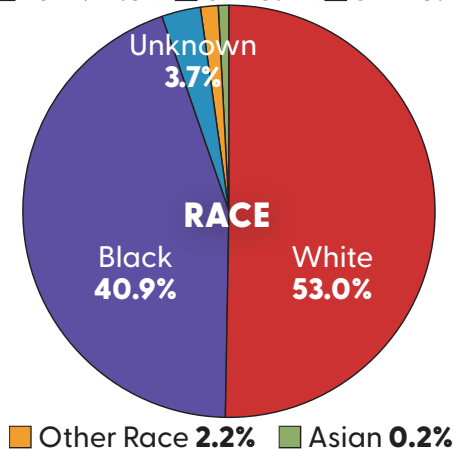
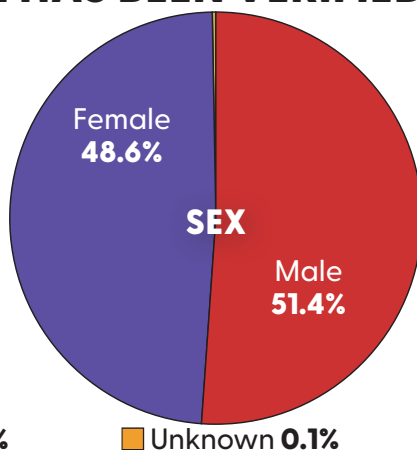
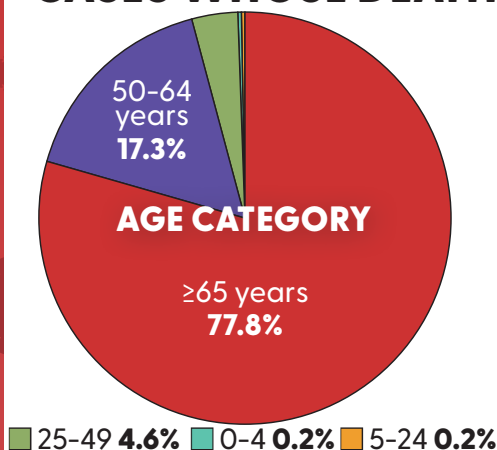
Unknown 1.2%

Hispanic or Latino 6.3%

# LABORATORY-CONFIRMED COVID-19 CASE CHARACTERISTICS

ALABAMA  
PUBLIC  
HEALTH

## DEMOGRAPHIC CHARACTERISTICS OF LABORATORY-CONFIRMED COVID-19 CASES WHOSE DEATH HAS BEEN VERIFIED



## UNDERLYING MEDICAL CONDITIONS FOR LABORATORY-CONFIRMED COVID-19 CASES WHOSE DEATH HAS BEEN VERIFIED

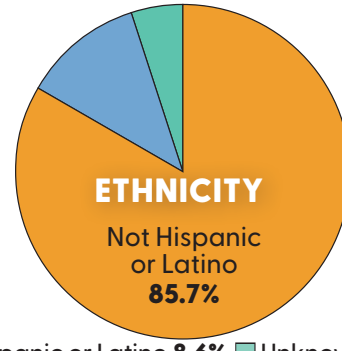
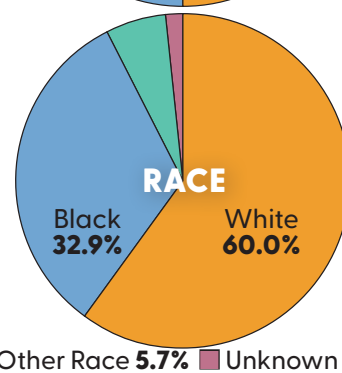
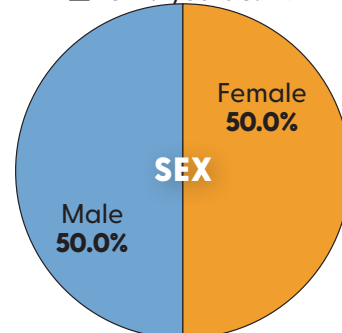
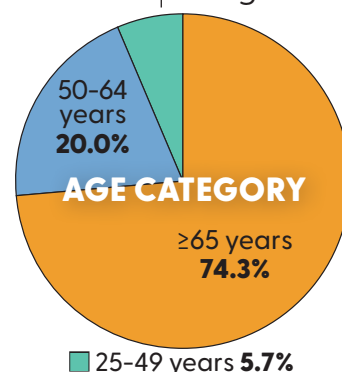
UNDERLYING MEDICAL CONDITIONS	LABORATORY-CONFIRMED COVID-19 CASES	
Cardiovascular Disease	1,239	64.8%
Chronic Liver Disease	88	4.6%
Chronic Lung Disease	475	24.8%
Chronic Renal Disease	483	25.3%
Diabetes Mellitus	765	40.0%
Immunocompromised Condition	322	16.8%
Multiple Underlying Medical Conditions	1,035	54.1%
None	70	3.7%
Currently Pregnant	1	0.1%

## DEATHS WITH NO UNDERLYING CONDITIONS

**TOTAL NUMBER: 70**  
**TOTAL COVID-19 DEATHS: 1,905**

### AGE IN YEARS

Median: **76** | Range: **33-103**



Some patients may have more than one high risk health condition.

As of 8/20/20 at 11:30am - Updated daily