

CHARACTERISTICS OF LABORATORY-CONFIRMED CASES OF COVID-19

ALABAMA
PUBLIC
HEALTH

110,769 **13,502**
LABORATORY-CONFIRMED CASES **TOTAL HOSPITALIZATIONS**

916,364 **1,950**
TOTAL TESTED **COVID-19 DEATHS**

CLINICAL AND EPIDEMIOLOGIC CHARACTERISTICS



In ICU	1,391
On Mechanical Ventilation	754

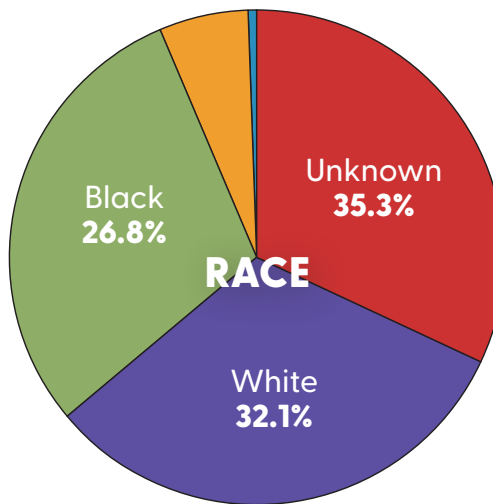
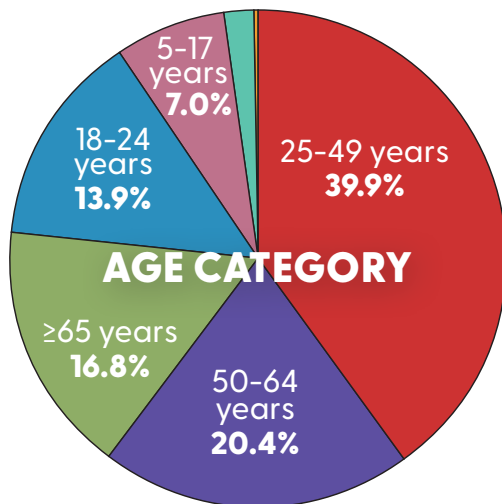


Healthcare Worker (Hospitals and doctor's offices)	6,419
---	-------



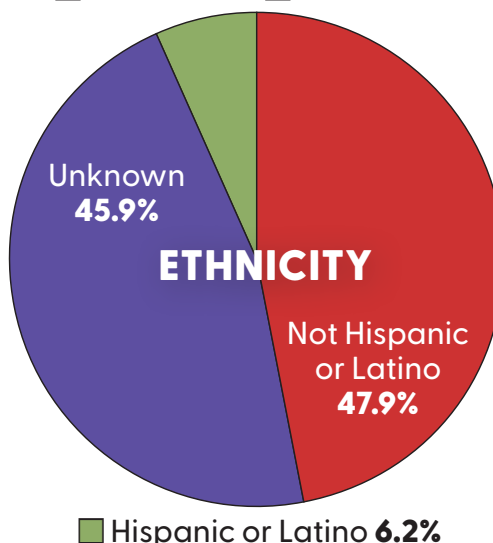
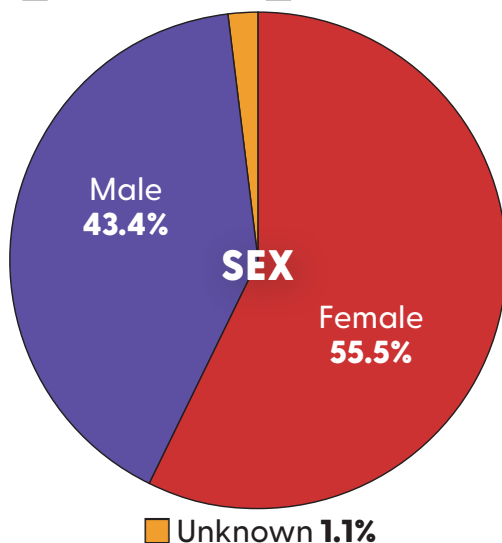
Long-Term Care Facility Employee	2,585
Long-Term Care Facility Resident	4,899

DEMOGRAPHIC CHARACTERISTICS



0-4 Years 2.0% Unknown 0.1%

Other 5.4% Asian 0.4%



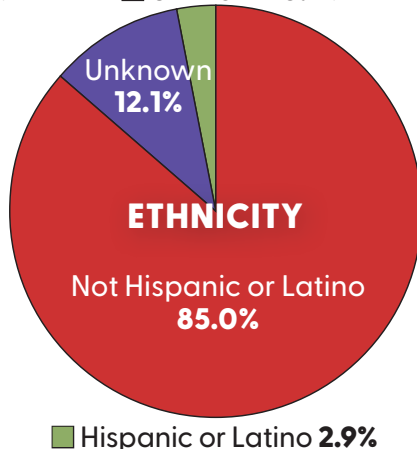
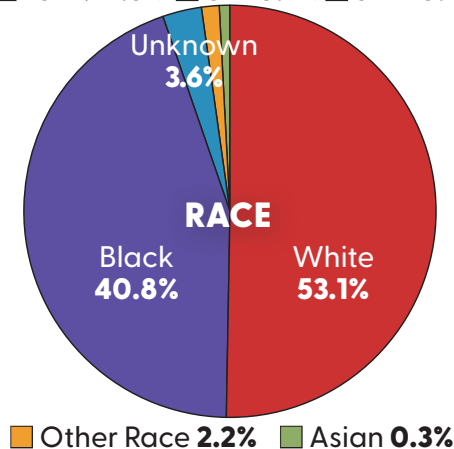
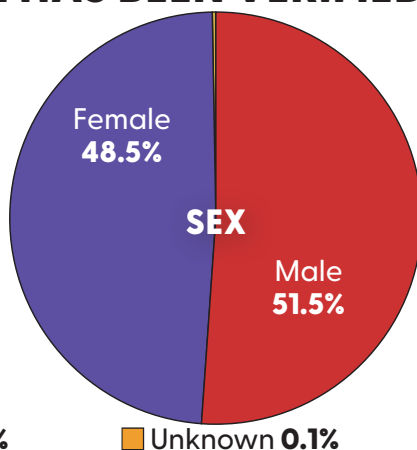
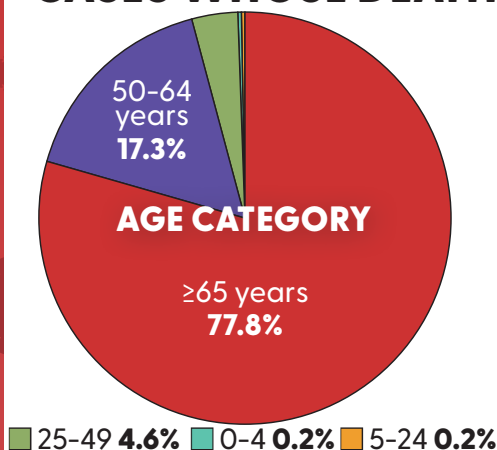
Unknown 1.1%

Hispanic or Latino 6.2%

LABORATORY-CONFIRMED COVID-19 CASE CHARACTERISTICS

ALABAMA
PUBLIC
HEALTH

DEMOGRAPHIC CHARACTERISTICS OF LABORATORY-CONFIRMED COVID-19 CASES WHOSE DEATH HAS BEEN VERIFIED



UNDERLYING MEDICAL CONDITIONS FOR LABORATORY-CONFIRMED COVID-19 CASES WHOSE DEATH HAS BEEN VERIFIED

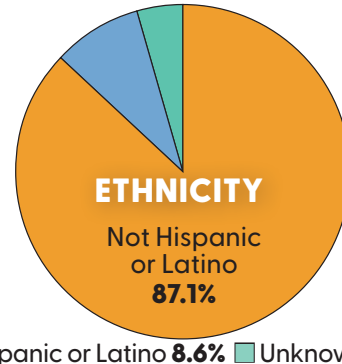
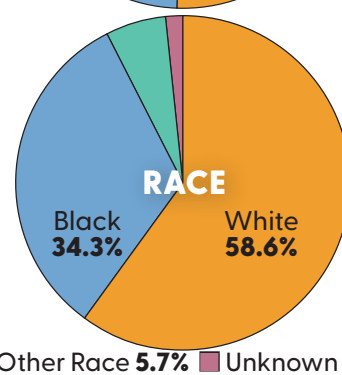
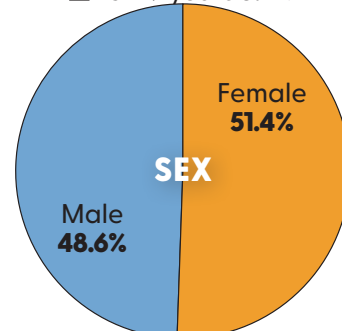
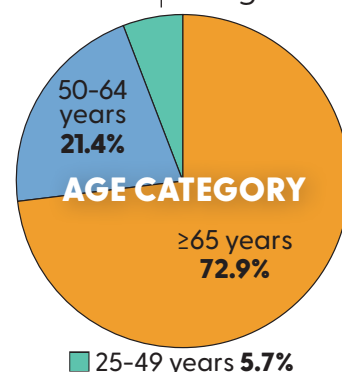
UNDERLYING MEDICAL CONDITIONS	LABORATORY-CONFIRMED COVID-19 CASES	
Cardiovascular Disease	1,270	65.1%
Chronic Liver Disease	89	4.6%
Chronic Lung Disease	480	24.6%
Chronic Renal Disease	495	25.4%
Diabetes Mellitus	793	40.6%
Immunocompromised Condition	330	16.9%
Multiple Underlying Medical Conditions	1,059	54.3%
None	70	3.6%
Currently Pregnant	1	0.1%

DEATHS WITH NO UNDERLYING CONDITIONS

TOTAL NUMBER: 70
TOTAL COVID-19 DEATHS: 1,950

AGE IN YEARS

Median: **75** | Range: **33-103**



Some patients may have more than one high risk health condition.

As of 8/24/20 at 11:30am - Updated daily