

# CHARACTERISTICS OF LABORATORY-CONFIRMED CASES OF COVID-19

ALABAMA  
PUBLIC  
HEALTH

**110,954** **13,793**  
**LABORATORY-CONFIRMED CASES** **TOTAL HOSPITALIZATIONS**

**920,989** **1,959**  
**TOTAL TESTED** **COVID-19 DEATHS**

## CLINICAL AND EPIDEMIOLOGIC CHARACTERISTICS



In ICU	1,399
On Mechanical Ventilation	764

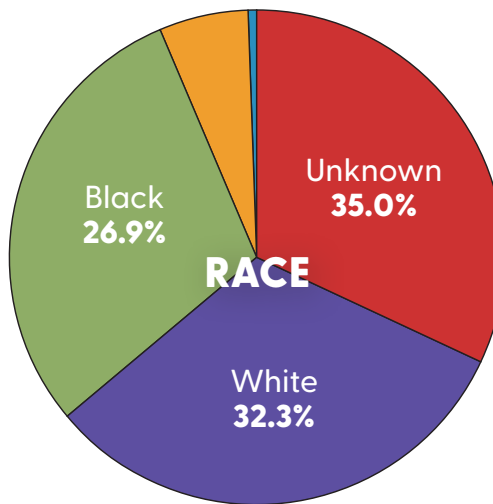
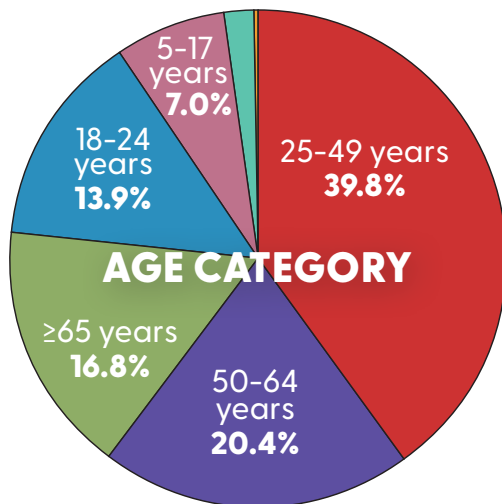


Healthcare Worker (Hospitals and doctor's offices)	6,473
---	-------



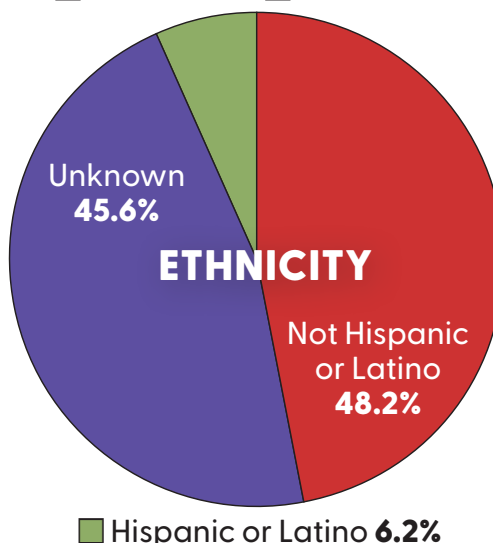
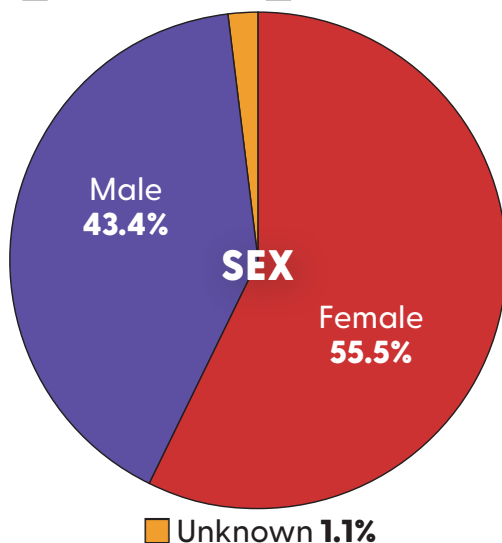
Long-Term Care Facility Employee	2,607
Long-Term Care Facility Resident	4,937

## DEMOGRAPHIC CHARACTERISTICS



0-4 Years 2.0% Unknown 0.1%

Other 5.4% Asian 0.4%

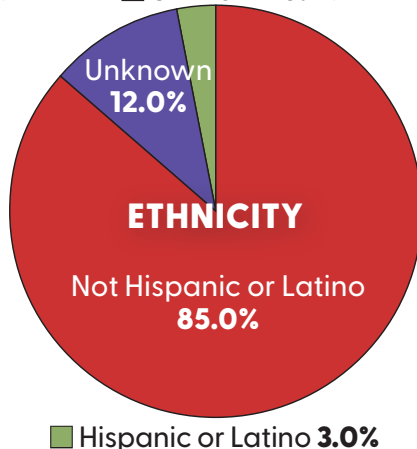
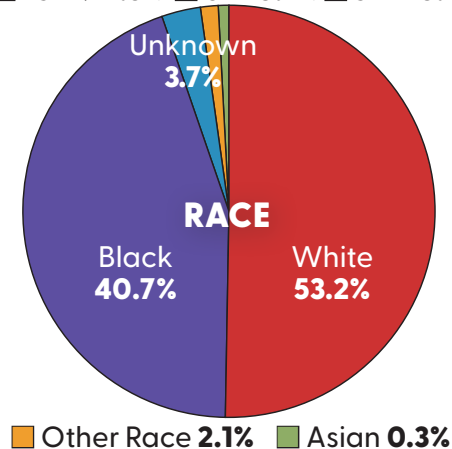
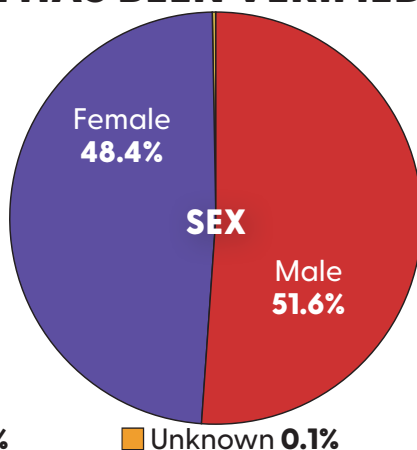
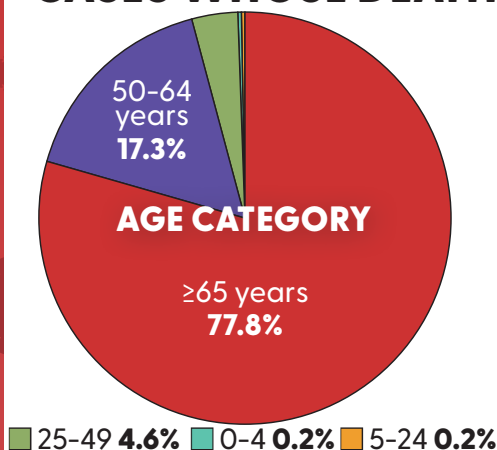


As of 8/25/20 at 11:30am - Updated daily

# LABORATORY-CONFIRMED COVID-19 CASE CHARACTERISTICS

ALABAMA  
PUBLIC  
HEALTH

## DEMOGRAPHIC CHARACTERISTICS OF LABORATORY-CONFIRMED COVID-19 CASES WHOSE DEATH HAS BEEN VERIFIED



## UNDERLYING MEDICAL CONDITIONS FOR LABORATORY-CONFIRMED COVID-19 CASES WHOSE DEATH HAS BEEN VERIFIED

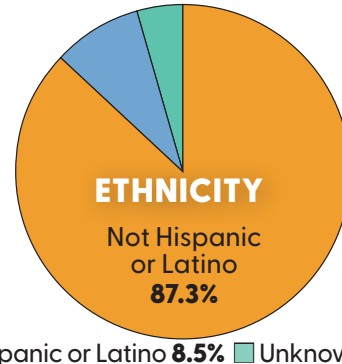
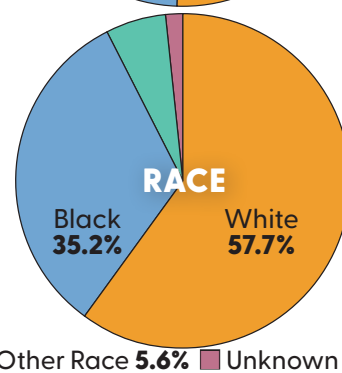
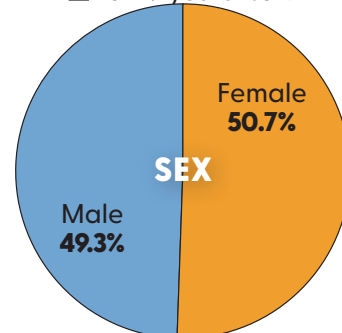
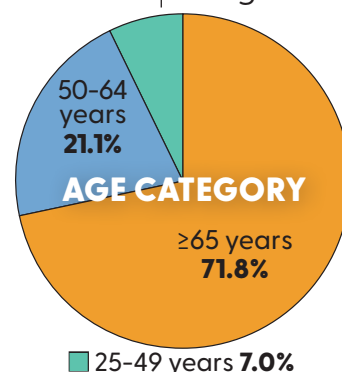
UNDERLYING MEDICAL CONDITIONS	LABORATORY-CONFIRMED COVID-19 CASES	
Cardiovascular Disease	1,274	64.9%
Chronic Liver Disease	89	4.5%
Chronic Lung Disease	481	24.5%
Chronic Renal Disease	497	25.3%
Diabetes Mellitus	796	40.6%
Immunocompromised Condition	331	16.9%
Multiple Underlying Medical Conditions	1,063	54.2%
None	71	3.6%
Currently Pregnant	1	0.1%

## DEATHS WITH NO UNDERLYING CONDITIONS

**TOTAL NUMBER: 71**  
**TOTAL COVID-19 DEATHS: 1,959**

### AGE IN YEARS

Median: **74** | Range: **32-103**



Some patients may have more than one high risk health condition.

As of 8/25/20 at 11:30am - Updated daily