

CHARACTERISTICS OF LABORATORY-CONFIRMED CASES OF COVID-19

ALABAMA
PUBLIC
HEALTH

112,126

**LABORATORY-
CONFIRMED CASES**

13,903

**TOTAL
HOSPITALIZATIONS**

936,557

TOTAL TESTED

1,965

COVID-19 DEATHS

CLINICAL AND EPIDEMIOLOGIC CHARACTERISTICS



In ICU	1,412
On Mechanical Ventilation	770

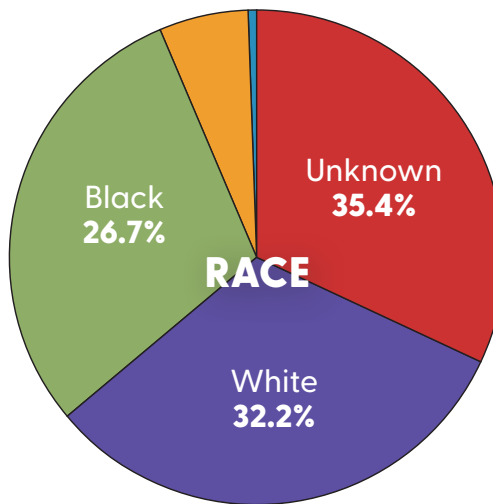
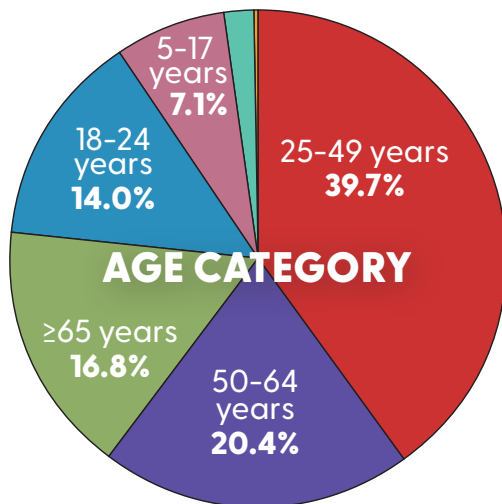


Healthcare Worker (Hospitals and doctor's offices)	6,545
---	-------



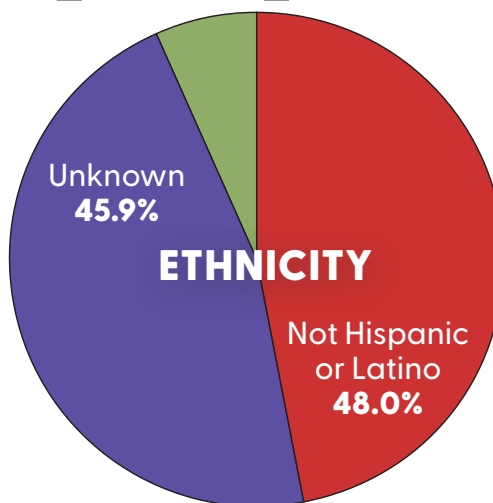
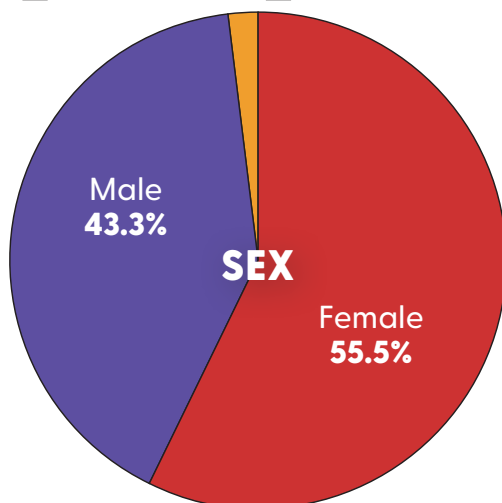
Long-Term Care Facility Employee	2,637
Long-Term Care Facility Resident	4,990

DEMOGRAPHIC CHARACTERISTICS



0-4 Years 2.0% Unknown 0.1%

Other 5.3% Asian 0.4%



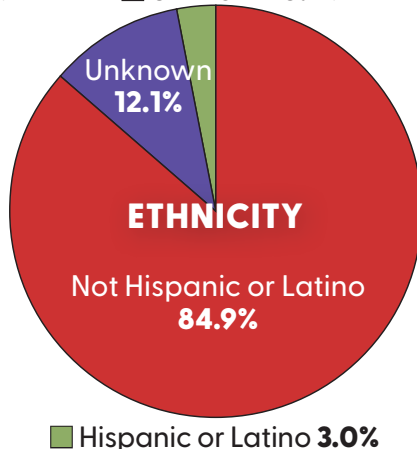
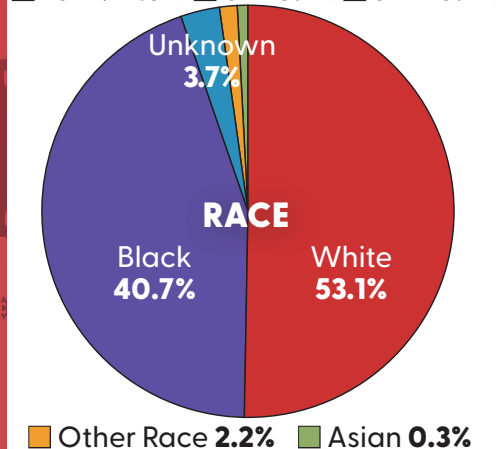
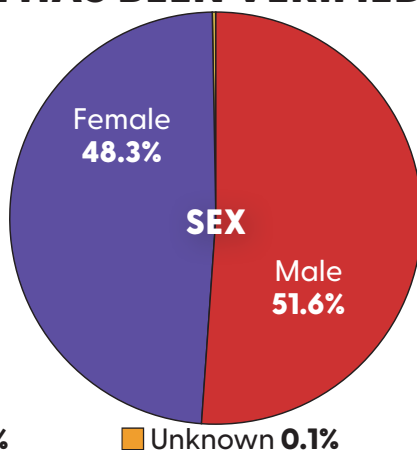
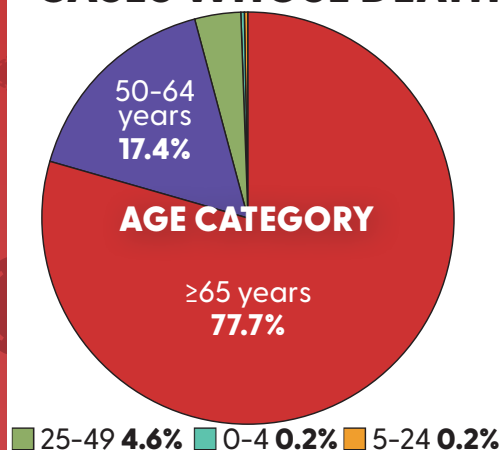
Unknown 1.1%

Hispanic or Latino 6.2%

LABORATORY-CONFIRMED COVID-19 CASE CHARACTERISTICS

ALABAMA
PUBLIC
HEALTH

DEMOGRAPHIC CHARACTERISTICS OF LABORATORY-CONFIRMED COVID-19 CASES WHOSE DEATH HAS BEEN VERIFIED



UNDERLYING MEDICAL CONDITIONS FOR LABORATORY-CONFIRMED COVID-19 CASES WHOSE DEATH HAS BEEN VERIFIED

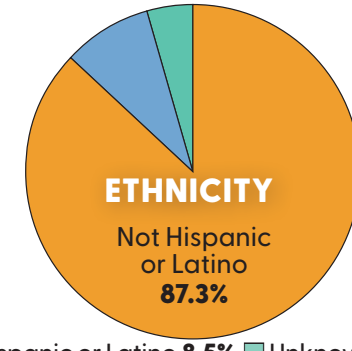
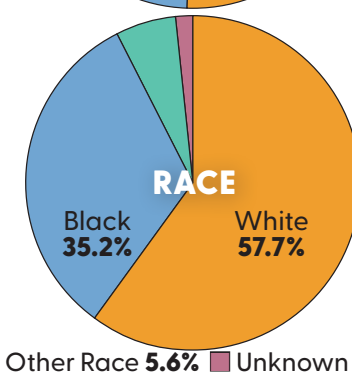
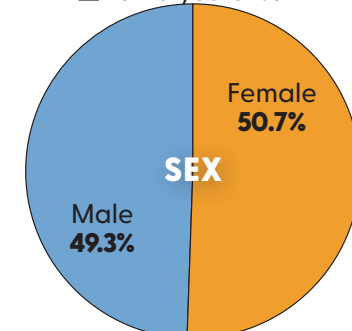
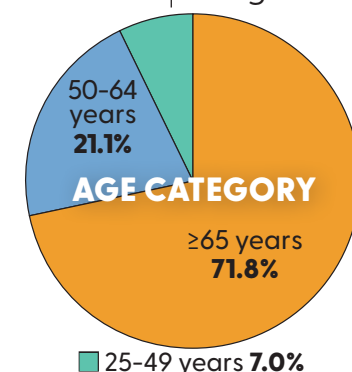
UNDERLYING MEDICAL CONDITIONS	LABORATORY-CONFIRMED COVID-19 CASES	
Cardiovascular Disease	1,279	65.0%
Chronic Liver Disease	89	4.5%
Chronic Lung Disease	481	24.4%
Chronic Renal Disease	498	25.3%
Diabetes Mellitus	798	40.5%
Immunocompromised Condition	332	16.9%
Multiple Underlying Medical Conditions	1,066	54.2%
None	71	3.6%
Currently Pregnant	1	0.1%

DEATHS WITH NO UNDERLYING CONDITIONS

TOTAL NUMBER: 71
TOTAL COVID-19 DEATHS: 1,965

AGE IN YEARS

Median: **74** | Range: **32-103**



Some patients may have more than one high risk health condition.

As of 8/26/20 at 11:30am - Updated daily