

CHARACTERISTICS OF LABORATORY-CONFIRMED CASES OF COVID-19

ALABAMA
PUBLIC
HEALTH

112,794 **14,005**
LABORATORY-CONFIRMED CASES **TOTAL HOSPITALIZATIONS**

948,580 **1,990**
TOTAL TESTED **COVID-19 DEATHS**

CLINICAL AND EPIDEMIOLOGIC CHARACTERISTICS



| | |
|---------------------------|-------|
| In ICU | 1,430 |
| On Mechanical Ventilation | 782 |

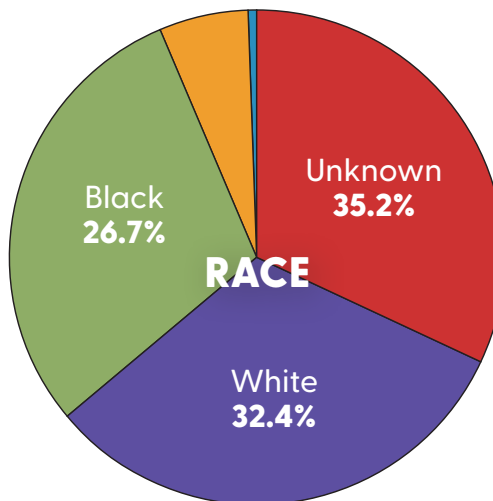
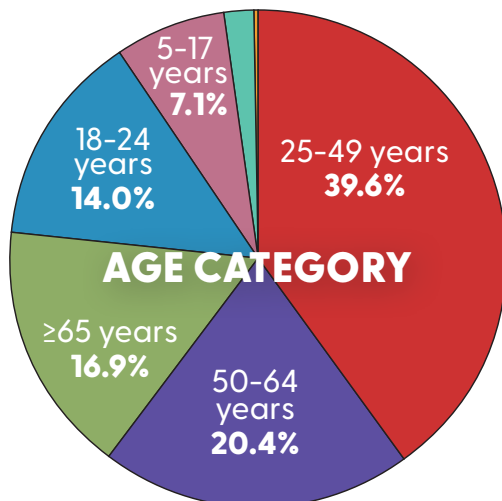


| | |
|---|-------|
| Healthcare Worker (Hospitals and doctor's offices) | 6,625 |
|---|-------|



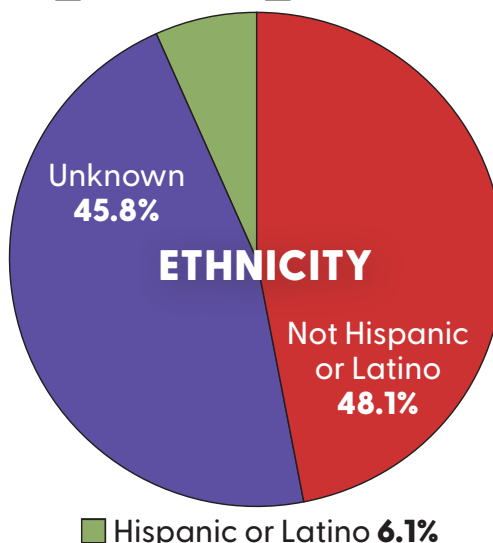
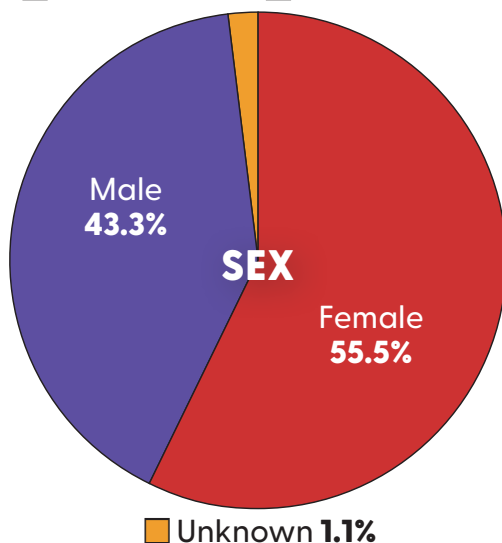
| | |
|----------------------------------|-------|
| Long-Term Care Facility Employee | 2,660 |
| Long-Term Care Facility Resident | 5,053 |

DEMOGRAPHIC CHARACTERISTICS



0-4 Years 2.0% Unknown 0.1%

Other 5.4% Asian 0.4%



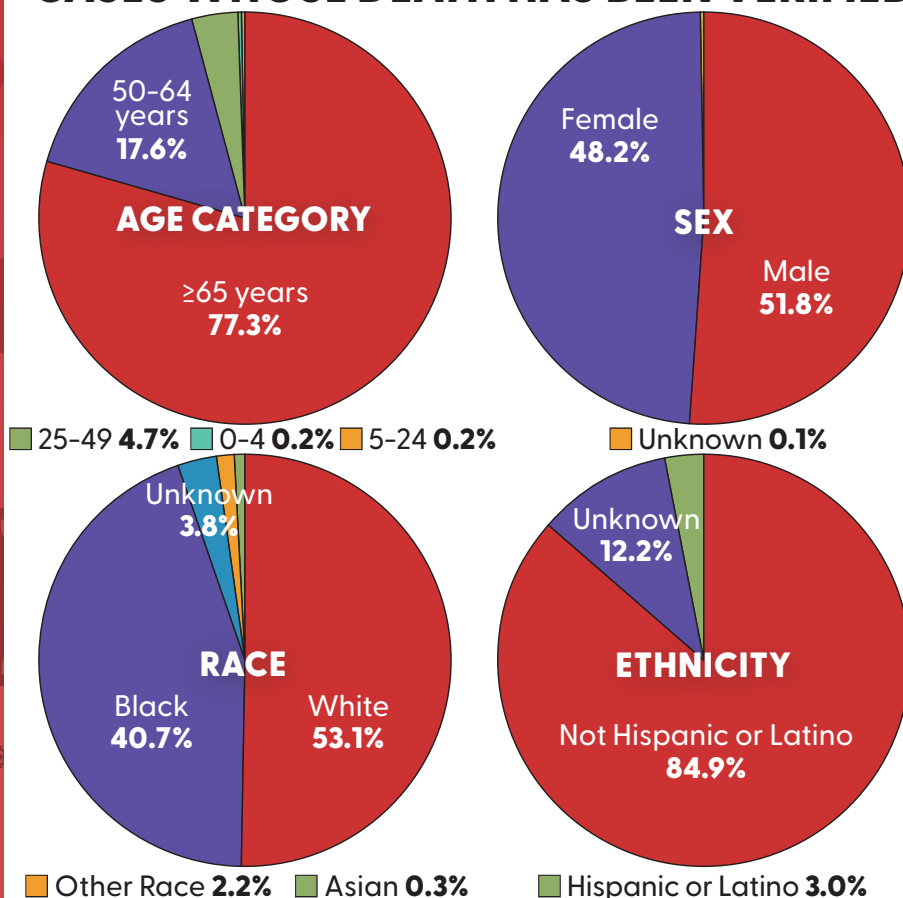
Unknown 1.1%

Hispanic or Latino 6.1%

LABORATORY-CONFIRMED COVID-19 CASE CHARACTERISTICS

ALABAMA
PUBLIC
HEALTH

DEMOGRAPHIC CHARACTERISTICS OF LABORATORY-CONFIRMED COVID-19 CASES WHOSE DEATH HAS BEEN VERIFIED



UNDERLYING MEDICAL CONDITIONS FOR LABORATORY-CONFIRMED COVID-19 CASES WHOSE DEATH HAS BEEN VERIFIED

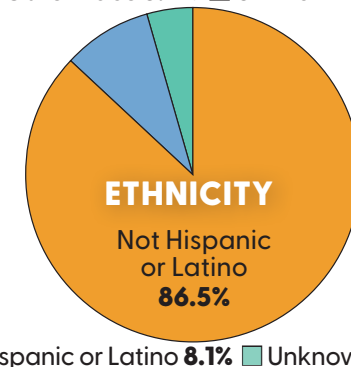
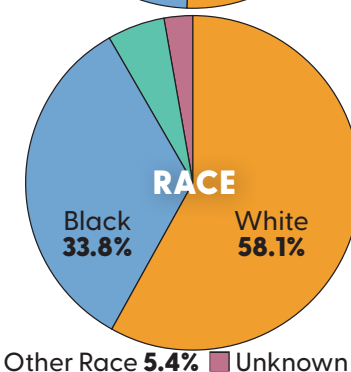
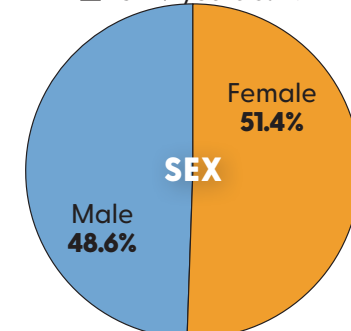
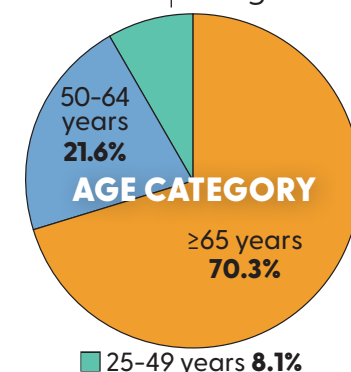
| UNDERLYING MEDICAL CONDITIONS | LABORATORY-CONFIRMED COVID-19 CASES | |
|--|-------------------------------------|-------|
| Cardiovascular Disease | 1,290 | 64.7% |
| Chronic Liver Disease | 93 | 4.7% |
| Chronic Lung Disease | 484 | 24.3% |
| Chronic Renal Disease | 503 | 25.2% |
| Diabetes Mellitus | 808 | 40.5% |
| Immunocompromised Condition | 335 | 16.8% |
| Multiple Underlying Medical Conditions | 1,077 | 54.0% |
| None | 74 | 3.7% |
| Currently Pregnant | 1 | 0.1% |

DEATHS WITH NO UNDERLYING CONDITIONS

TOTAL NUMBER: 74
TOTAL COVID-19 DEATHS: 1,990

AGE IN YEARS

Median: **73** | Range: **32-103**



Some patients may have more than one high risk health condition.

As of 8/27/20 at 11:30am - Updated daily