

CHARACTERISTICS OF LABORATORY-CONFIRMED CASES OF COVID-19

ALABAMA
PUBLIC
HEALTH

113,723

**LABORATORY-
CONFIRMED CASES**

14,158

**TOTAL
HOSPITALIZATIONS**

956,401

TOTAL TESTED

2,017

COVID-19 DEATHS

CLINICAL AND EPIDEMIOLOGIC CHARACTERISTICS



In ICU	1,450
On Mechanical Ventilation	794

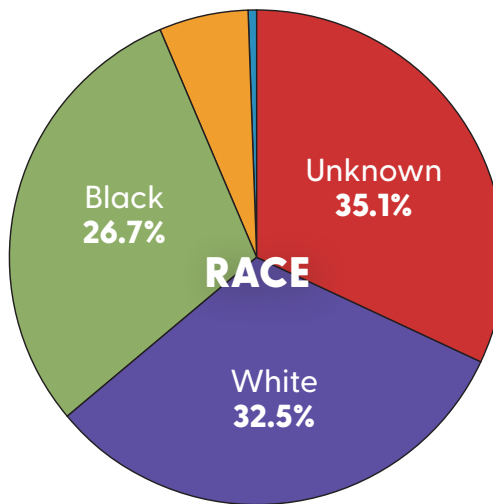
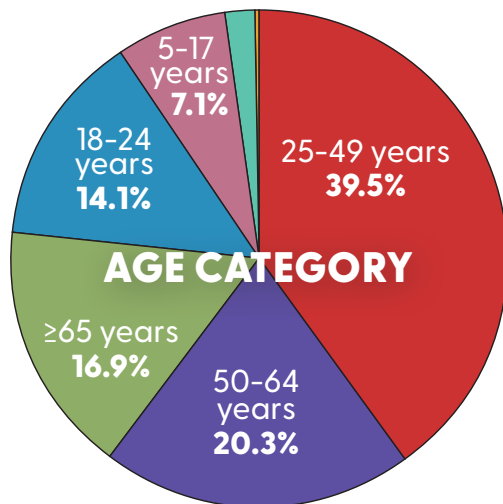


Healthcare Worker (Hospitals and doctor's offices)	6,697
---	--------------



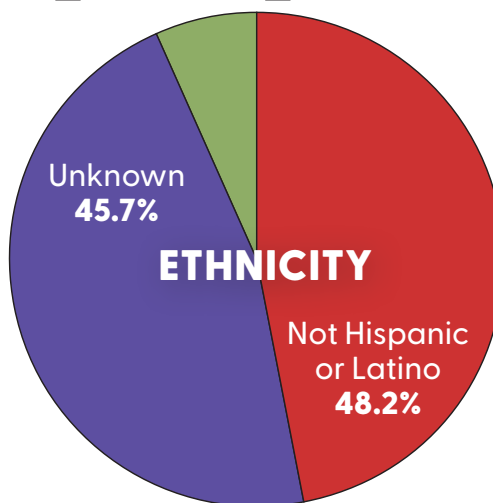
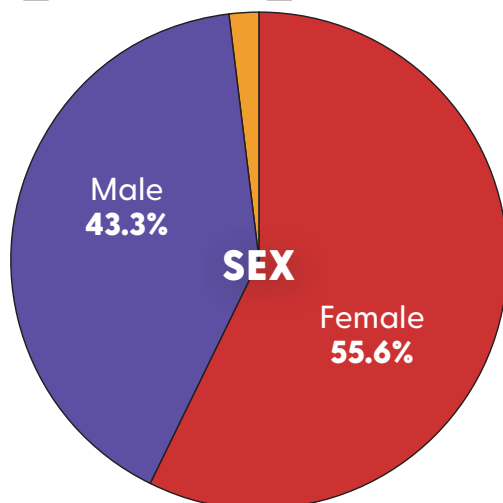
Long-Term Care Facility Employee	2,676
Long-Term Care Facility Resident	5,151

DEMOGRAPHIC CHARACTERISTICS



0-4 Years 2.0% Unknown 0.1%

Other 5.4% Asian 0.4%



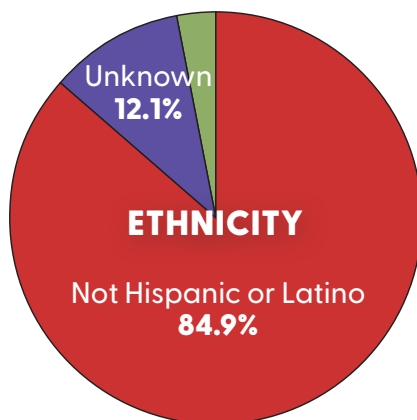
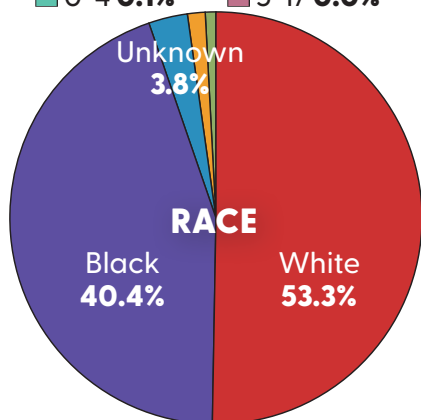
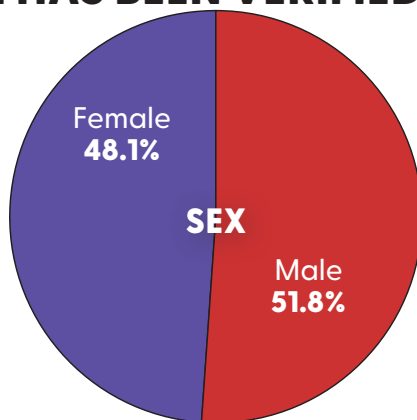
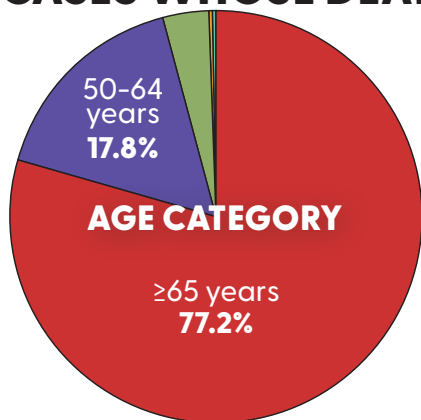
Unknown 1.1%

Hispanic or Latino 6.1%

LABORATORY-CONFIRMED COVID-19 CASE CHARACTERISTICS

ALABAMA
PUBLIC
HEALTH

DEMOGRAPHIC CHARACTERISTICS OF LABORATORY-CONFIRMED COVID-19 CASES WHOSE DEATH HAS BEEN VERIFIED



UNDERLYING MEDICAL CONDITIONS FOR LABORATORY-CONFIRMED COVID-19 CASES WHOSE DEATH HAS BEEN VERIFIED

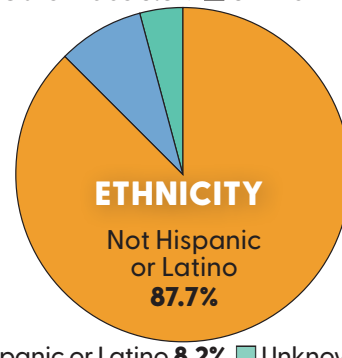
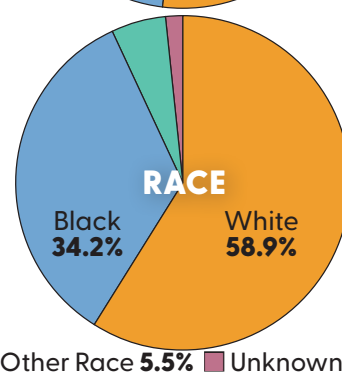
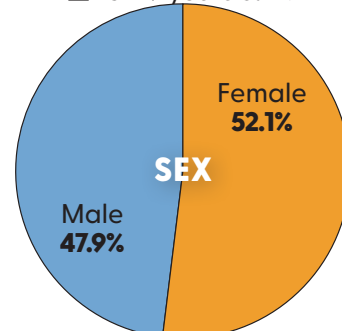
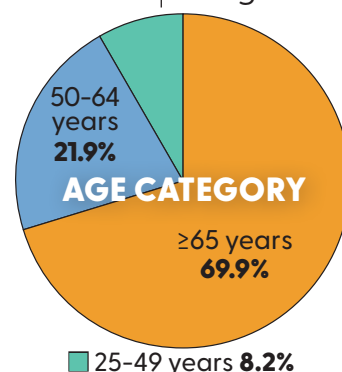
UNDERLYING MEDICAL CONDITIONS	LABORATORY-CONFIRMED COVID-19 CASES	
Cardiovascular Disease	1,307	64.7%
Chronic Liver Disease	93	4.6%
Chronic Lung Disease	487	24.1%
Chronic Renal Disease	510	25.2%
Diabetes Mellitus	820	40.6%
Immunocompromised Condition	339	16.8%
Multiple Underlying Medical Conditions	1,090	54.0%
None	73	3.6%
Currently Pregnant	1	0.1%

DEATHS WITH NO UNDERLYING CONDITIONS

TOTAL NUMBER: 73
TOTAL COVID-19 DEATHS: 2,017

AGE IN YEARS

Median: **72** | Range: **32-103**



Some patients may have more than one high risk health condition.

As of 8/28/20 at 11:30am - Updated daily