

CHARACTERISTICS OF LABORATORY-CONFIRMED CASES OF COVID-19

ALABAMA
PUBLIC
HEALTH

118,134

LABORATORY-
CONFIRMED CASES

14,538

TOTAL
HOSPITALIZATIONS

2,102

COVID-19
DEATHS

TOTAL TESTED

949,438

DIAGNOSTIC

54,076

ANTIBODY

CLINICAL AND
EPIDEMIOLOGIC
CHARACTERISTICS



In ICU	1,487
On Mechanical Ventilation	817

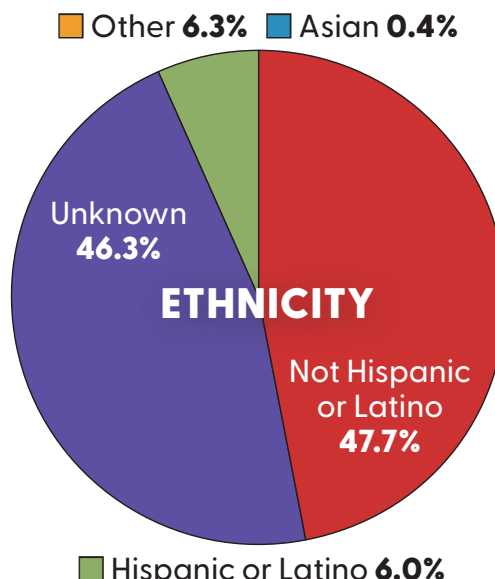
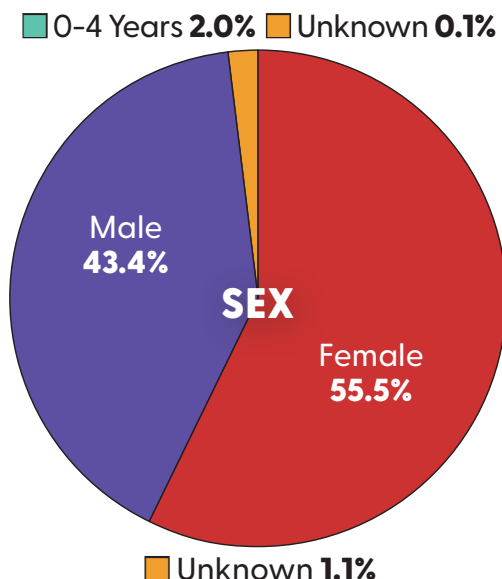
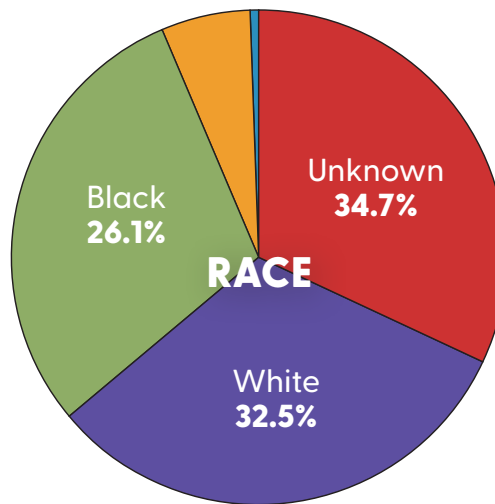
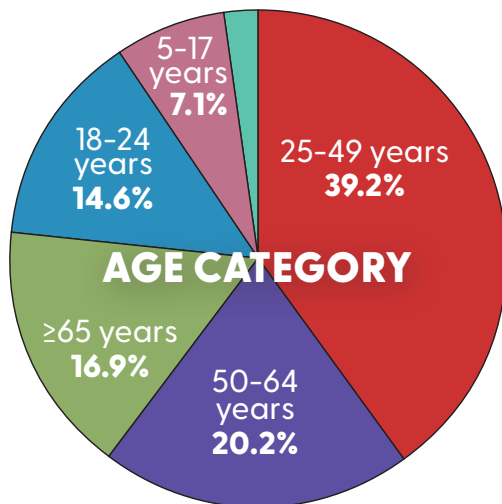


Healthcare Worker (Hospitals and doctor's offices)	6,855
---	-------



Long-Term Care Facility Employee	2,731
Long-Term Care Facility Resident	5,309

DEMOGRAPHIC CHARACTERISTICS

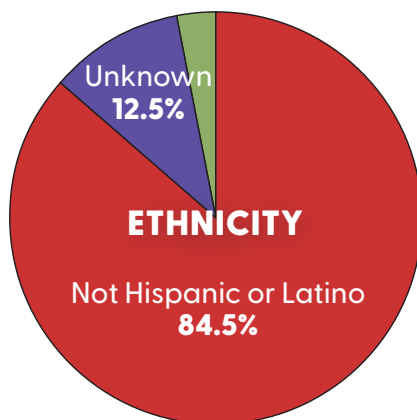
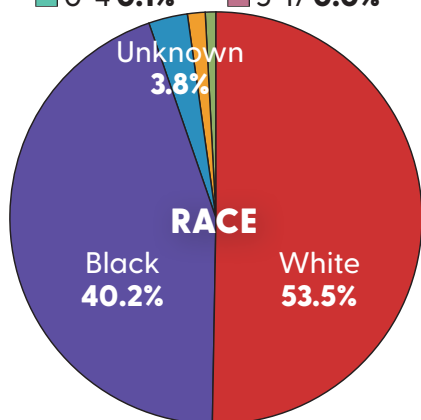
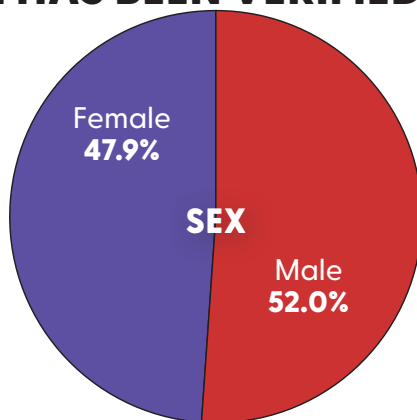
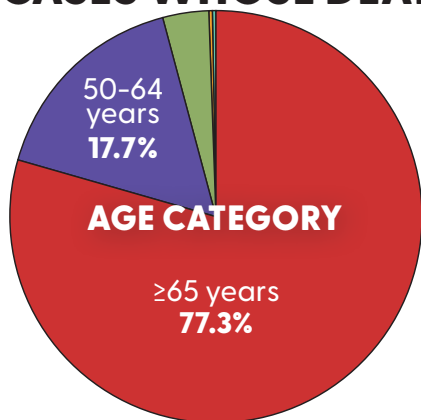


As of 9/1/20 at 11:30am - Updated daily

LABORATORY-CONFIRMED COVID-19 CASE CHARACTERISTICS

ALABAMA
PUBLIC
HEALTH

DEMOGRAPHIC CHARACTERISTICS OF LABORATORY-CONFIRMED COVID-19 CASES WHOSE DEATH HAS BEEN VERIFIED



Other Race 2.2% Asian 0.3% Hispanic or Latino 2.9%

UNDERLYING MEDICAL CONDITIONS FOR LABORATORY-CONFIRMED COVID-19 CASES WHOSE DEATH HAS BEEN VERIFIED

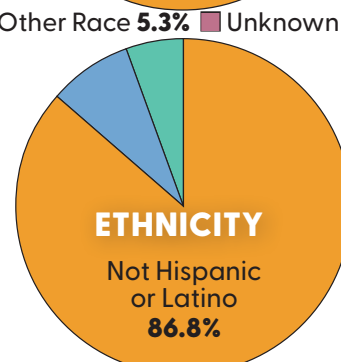
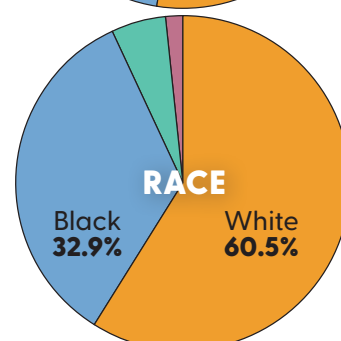
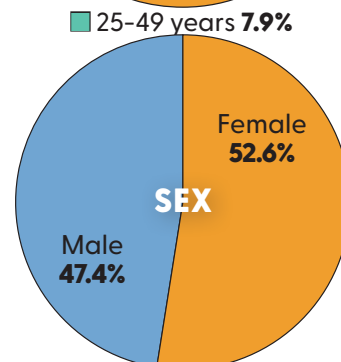
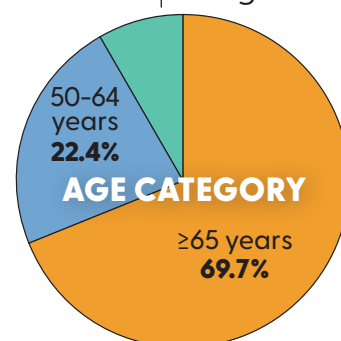
UNDERLYING MEDICAL CONDITIONS	LABORATORY-CONFIRMED COVID-19 CASES	
Cardiovascular Disease	1,354	64.3%
Chronic Liver Disease	97	4.6%
Chronic Lung Disease	501	23.8%
Chronic Renal Disease	527	25.0%
Diabetes Mellitus	854	40.6%
Immunocompromised Condition	345	16.4%
Multiple Underlying Medical Conditions	1,130	53.7%
None	76	3.6%
Currently Pregnant	1	0.1%

DEATHS WITH NO UNDERLYING CONDITIONS

TOTAL NUMBER: 76
TOTAL COVID-19 DEATHS: 2,102

AGE IN YEARS

Median: 72 | Range: 32-103



Some patients may have more than one high risk health condition.

As of 9/1/20 at 11:30am - Updated daily