

# CHARACTERISTICS OF LABORATORY-CONFIRMED CASES OF COVID-19

ALABAMA  
PUBLIC  
HEALTH

## 126,299

LABORATORY-  
CONFIRMED CASES

## 15,527

TOTAL  
HOSPITALIZATIONS

## 2,221

COVID-19  
DEATHS

TOTAL TESTED

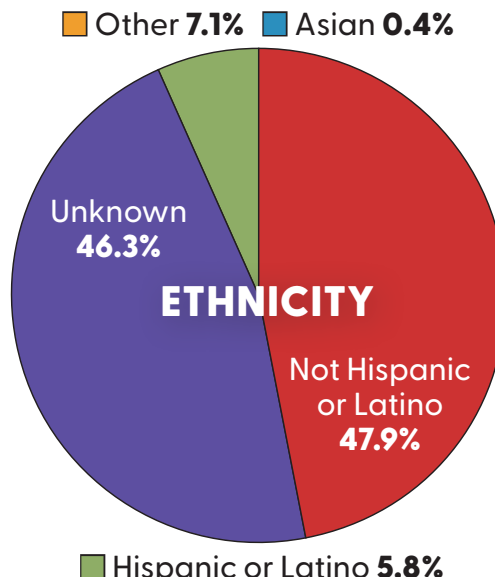
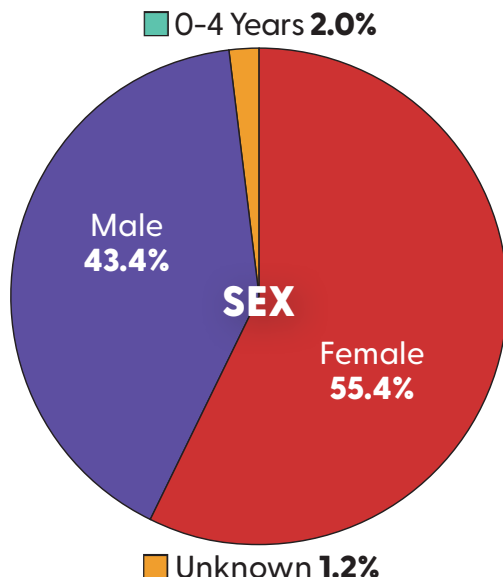
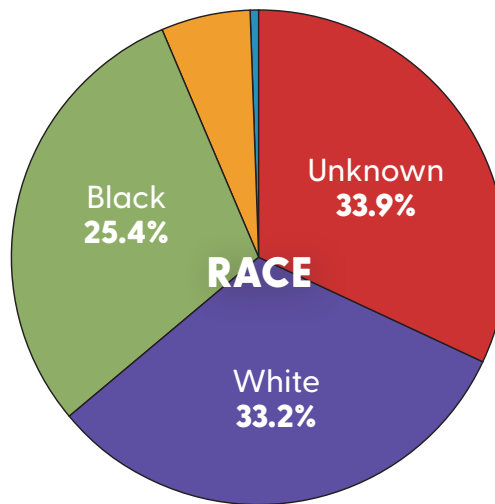
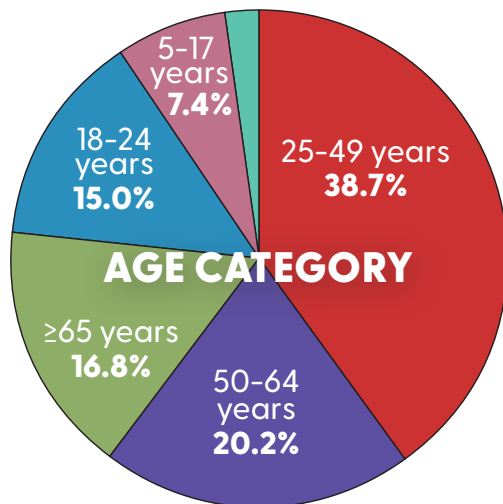
## 1,014,391

DIAGNOSTIC

## 55,780

ANTIBODY

### DEMOGRAPHIC CHARACTERISTICS



### CLINICAL AND EPIDEMIOLOGIC CHARACTERISTICS



|                           |       |
|---------------------------|-------|
| In ICU                    | 1,611 |
| On Mechanical Ventilation | 892   |



|   |       |
|---|-------|
| Healthcare Worker<br>(Hospitals and doctor's offices) | 7,424 |
|---|-------|



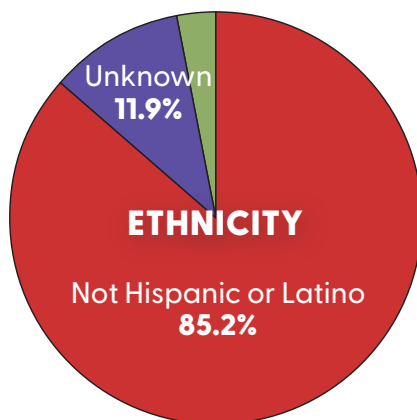
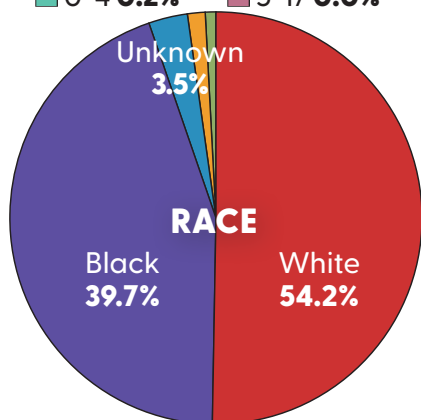
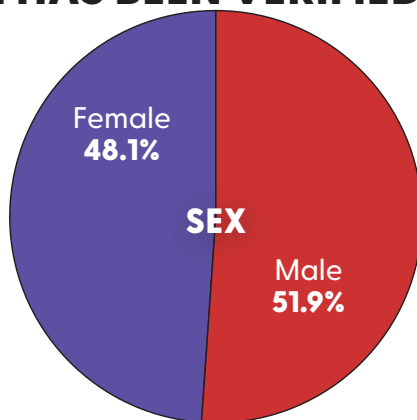
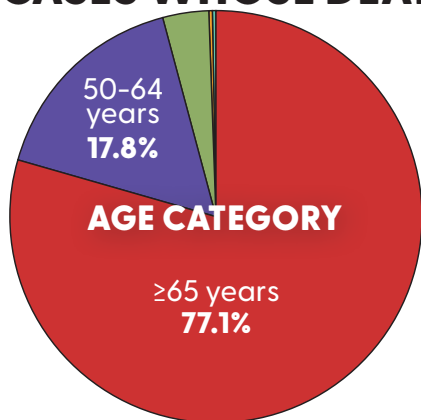
|                                  |       |
|----------------------------------|-------|
| Long-Term Care Facility Employee | 2,889 |
| Long-Term Care Facility Resident | 5,766 |

As of 9/14/20 at 11:30am - Updated daily

# LABORATORY-CONFIRMED COVID-19 CASE CHARACTERISTICS

ALABAMA  
PUBLIC  
HEALTH

## DEMOGRAPHIC CHARACTERISTICS OF LABORATORY-CONFIRMED COVID-19 CASES WHOSE DEATH HAS BEEN VERIFIED



Other Race 2.3% Asian 0.4% Hispanic or Latino 2.9%

## UNDERLYING MEDICAL CONDITIONS FOR LABORATORY-CONFIRMED COVID-19 CASES WHOSE DEATH HAS BEEN VERIFIED

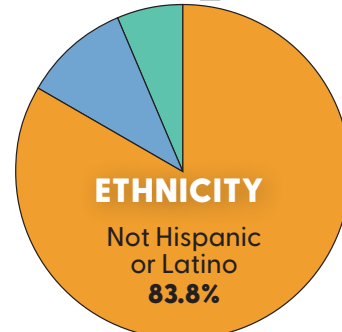
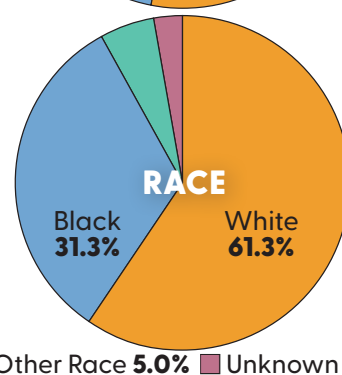
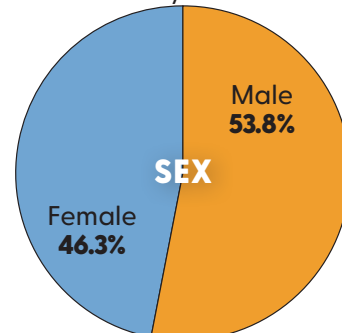
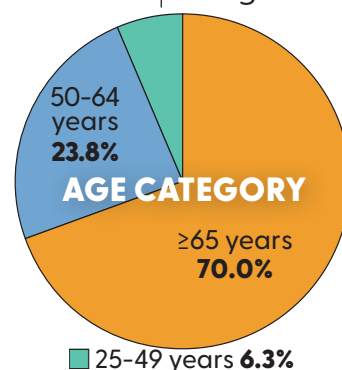
| UNDERLYING MEDICAL CONDITIONS          | LABORATORY-CONFIRMED COVID-19 CASES |       |
|--|-------------------------------------|-------|
| Cardiovascular Disease                 | 1,454                               | 65.4% |
| Chronic Liver Disease                  | 102                                 | 4.6%  |
| Chronic Lung Disease                   | 547                                 | 24.6% |
| Chronic Renal Disease                  | 557                                 | 25.0% |
| Diabetes Mellitus                      | 922                                 | 41.5% |
| Immunocompromised Condition            | 365                                 | 16.4% |
| Multiple Underlying Medical Conditions | 1,223                               | 55.0% |
| None                                   | 80                                  | 3.6%  |
| Currently Pregnant                     | 1                                   | 0.0%  |

## DEATHS WITH NO UNDERLYING CONDITIONS

**TOTAL NUMBER: 80**  
**TOTAL COVID-19 DEATHS: 2,221**

### AGE IN YEARS

Median: **72** | Range: **33-103**



Hispanic or Latino 10.0% Unknown 6.3%